



## District Level



# Godwin Heights Public Schools



## Table of Contents

Opening Letter	Page 3
Understanding the Survey	Page 4
Participation Rates	Page 10

### **Social & Emotional Learning**

Belonging	Page 11
Relationships	Page 13
Responsible decision-making	Page 19
Self-Awareness	Page 21
Self-Management	Page 27
Social-Awareness	Page 33

### **Student Engagement**

Classroom climate	Page 37
Classroom rigor	Page 41
Growth mindset	Page 45
Teacher relationships	Page 51
Valuing the subject	Page 57

### **Belonging**

Cultural awareness	Page 61
Fairness	Page 66
Inclusive environment	Page 74
Policies and procedures	Page 86





We are excited to share with you the results of the *MI Student Voice Perception Survey* that was recently administered in your district. The purpose of the survey is to measure student perceptions based on your district selections in the domains of social and emotional learning, engagement, and belonging.

This final report provides a breakdown of results across your district administration selection, as well as a comprehensive aggregate report for comparison purposes.

We thank you for your partnership and shared belief that students who are engaged, feel a connection and belonging in school and have social-emotional needs that are being met, is crucial to creating a supportive school culture that promotes academic success and overall well-being.

Our team looks forward to working with you to elevate student voice to support the success and well-being of students across the state.

*This work is supported by the Michigan Health Endowment Fund which works to improve the health and wellness of Michigan residents, and reduce the cost of healthcare with a special focus on children and seniors. You can find more information about the Health Fund at [mihealthfund.org](http://mihealthfund.org).*





# Understanding the Survey

## Domains

The MI Student Voice Perception Survey consists of three domains that districts could choose from: Social and Emotional Learning, Student Engagement, and Belonging.

The Domain-level report shows an overview of domain responses categorized by grade, gender identity, and race/ethnicity.

The Question-level report breaks down each domain into their subdomains as shown below. Responses are then categorized by grade, gender identity, and race/ethnicity.

### Social and Emotional Learning

- Belonging
- Relationships
- Responsible decision- making
- Self-Awareness
- Self-Management
- Social-Awareness

### Student Engagement

- Classroom climate
- Classroom rigor
- Growth mindset
- Teacher relationships
- Valuing the subject

### Belonging

- Cultural awareness
- Fairness
- Inclusive environment
- Policies and procedures





---

## Social and Emotional Learning

Social and Emotional Learning (SEL) is the “process through which students acquire and apply the knowledge, skills, and attitudes to develop healthy identities, manage emotions and achieve personal goals, feel and show empathy for others, establish and maintain supportive relationships, and make responsible and caring decisions” (Collaborative for Academic, Social, and Emotional Learning [CASEL], 2022). A focus on SEL helps cultivate skills in five interrelated areas (henceforth titled the “CASEL 5”), including: self-awareness, self-management, social awareness, relationship skills, and responsive decision-making (CASEL, 2022). The CASEL 5 “can be taught and applied at various developmental stages from childhood to adulthood and across diverse cultural contexts. Many school districts, states, and countries have used the CASEL 5 to establish preschool to high school learning standards and competencies that articulate what students should know and be able to do for academic success, school and civic engagement, health and wellness, and fulfilling careers” (CASEL, 2022).

Implementing SEL programs are associated with improvements in students’ social and emotional competence, academic performance, and well-being (Taylor et al., 2017). Students are also better positioned for future success and civic engagement when districts and schools purposefully implement and reinforce skills associated with social and emotional competency (Jagers et al., 2019). Finally, the need for implementing SEL programs has grown in light of recent research indicating that students who attended school remotely amid the pandemic reported lower levels of social and emotional well-being as compared to peers who attended school in person (Duckworth et al., 2021).

Given the (a) adverse effects of the pandemic on students’ social and emotional well-being and (b) importance of SEL development on short- and long-term outcomes, the MI Student Voice Perception Survey has SEL-focused questions to gauge students’ development of SEL knowledge, skills, and attitudes.





## Student Engagement

Student Engagement (SE) comprises of intellectual urgency, emotional resonance, perspective bending, and sense of the aesthetic. The Kent Intermediate School District (Kent ISD) Teaching and Learning Department defines these four components as follows:

- Engagement is born of intellectual urgency. Engaged children often tell us through talk and action that they “have to know more about” a topic. They are willing to put time and considerable effort into learning more. They drive the learning with their own questions. Often, conflict is embedded in the experiences, concepts, and stories in which children are deeply engaged. We’re drawn to conflict and lean toward a resolution. Children are intrigued by conflict and may want to act to mitigate a problem in their community or the world. They believe that they just have to apply more attention to this text or idea.
- Engagement is often born of an emotional resonance to ideas—engaged children can describe experiences when a concept is imprinted in the heart as well as the mind. They are far more likely to remember the idea when a strong emotion is tied to a concept they’re learning or a text they’re reading. They may want to share their emotional reactions through writing, conversation, or art.
- Engagement is deepened by perspective bending—engaged children are aware of how others’ knowledge, emotions, and beliefs shape their own. When children talk and write about their beliefs, they are more engaged; they have a stake in the learning. They may be open to changing their thinking or beliefs when challenged and particularly relish the idea that their ideas can impact other learners. Their beliefs may bend, but rarely break.
- Engagement is often connected to a learner’s sense of the aesthetic—engaged children can describe moments when they find something beautiful or extraordinary, captivating, hilarious, or unusually meaningful. They may speak of a book or illustration, a painting, or an idea in science or math that seems to have been created just for them. They are drawn back to view it, discuss it, read it again and again. They claim the idea as somehow their own.





Students who are more motivated to learn and engaged in school have higher academic achievement and drop out at lower rates as compared to students who are less engaged in school (Klem & Connell, 2004). In light of the relationship between SE and academic achievement, creating a more positive, engaging experience for students is a promising approach to improving the academic performance of all learners (Appleton et al. 2008).

Given the importance of SE on short- and long-term outcomes, the MI Student Voice Perception Survey has SE-focused questions. The questions solicit students' perceptions of student-teacher relationships, teacher encouragement, personal motivation, and growth mindset.

### Belonging

Belonging refers to a student's experience involving a sense of connectedness towards their school (Allen et al., 2017). This domain is designed to help school districts develop a stronger understanding about students' sense of belonging by learning about their perspectives and experiences related to cultural awareness, fairness, an inclusive environment, and policies and procedures within the school.

A sense of belonging at school means feeling a sense of acceptance, respect, inclusion and support in a learning environment (Gray, 2021). There is substantial research showing a positive relationship between school belonging and academic achievement (Allen et al., 2017).

Given the importance of these topics for school improvement plans, it is crucial for stakeholders to continually monitor the implementation of inclusion efforts in local districts and schools. Focusing on implementation will provide stakeholders with insight into why differences might exist between districts and schools, where application deviates from expectations, and what barriers impede local implementation. Understanding implementation challenges and barriers will provide stakeholders with useful data that could be used to inform how resources and supports are used to successfully apply these efforts in local districts and schools. According to Panorama, without this data, schools cannot truly benchmark their progress towards ensuring that each and every student feels included and equipped to succeed (Panorama Education, 2022).





## Participation Rates

Participation rates are provided based on Responses compared to Student Count. This is the total percentage of students in the school/district that participated in the survey.

- **Responses:** The total number of students who participated in the survey.
- **Student Count:** The total number of students in the school/district according to the audited Fall Count in *mischooldata.org*.
- **Participation Rate:** Responses ÷ Student Count

Survey accuracy increases as participation rates increase. Rates around 50% are considered good whereas rates below 30% are not as reliable.

## Scale

Students answered questions using two different scales: Frequency Scale and Perception Scale.

A frequency scale measures the rate at which something occurs. The five-point scale is associated with a numerical value in order to find the average response to each question and domain. The higher the average, the better the student experience.

- |                  |                   |               |
|------------------|-------------------|---------------|
| (1) Almost Never | (2) Rarely        | (3) Sometimes |
| (4) Often        | (5) Almost Always |               |

A perception scale measures how a student feels about a subject. The five-point scale is associated with a numerical value in order to find the average response to each question and domain. The higher the average, the better the student experience.

- |                |               |              |
|----------------|---------------|--------------|
| (1) Not At All | (2) Slightly  | (3) Somewhat |
| (4) Quite      | (5) Extremely |              |







---

Next to each bar chart are several key insights.

- **Average:** The mean of responses for the school/district is calculated by adding all student responses for the question/domain and dividing by the total number of respondents ( $n$ ).
- **% Positive:** The percent of positive responses (any student who answered 4 or 5) are added together.
- **ISD Avg.:** The mean of responses for all districts within the ISD is calculated by adding all student responses across the ISD and dividing by the total number of respondents in the ISD ( $n$ ).



# MI Student VOICE Perception Survey - District

District: Godwin Heights Public Schools

School Year: 2022-2023

## Participation Rates

Grade Level	Responses	Student Count	Participation Rate
6th Grade	78	103	75.7%
8th Grade	110	133	82.7%
10th Grade	66	167	39.5%
<b>Total</b>	<b>254</b>	<b>403</b>	<b>63.0%</b>

# MI Student VOICE Perception Survey - District

District: Godwin Heights Public Schools

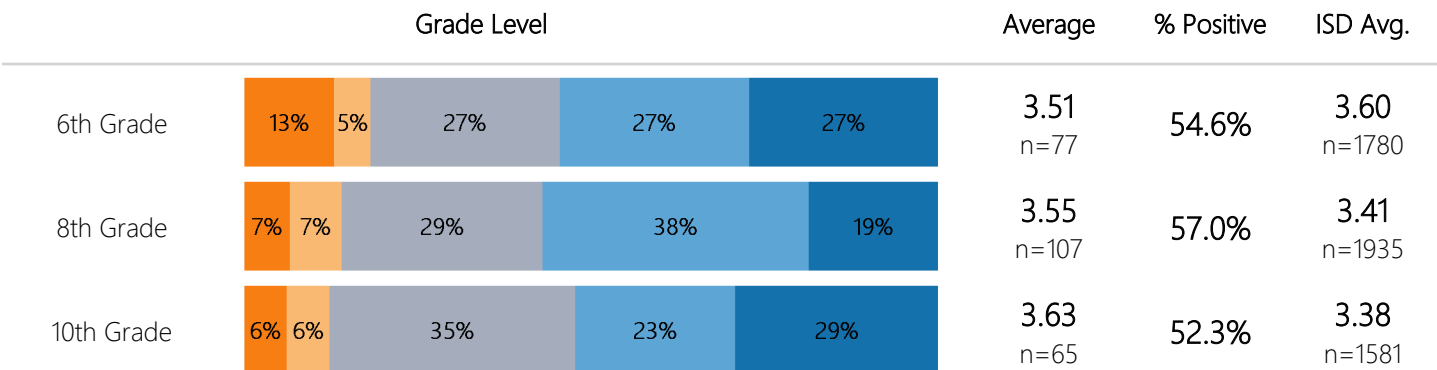
School Year: 2022-2023

Domain: Social and Emotional Learning

Sub Domain: Belonging

Question: Do you feel like you belong at your school?

■ Almost Never    
 ■ Rarely    
 ■ Sometimes    
 ■ Often    
 ■ Almost Always

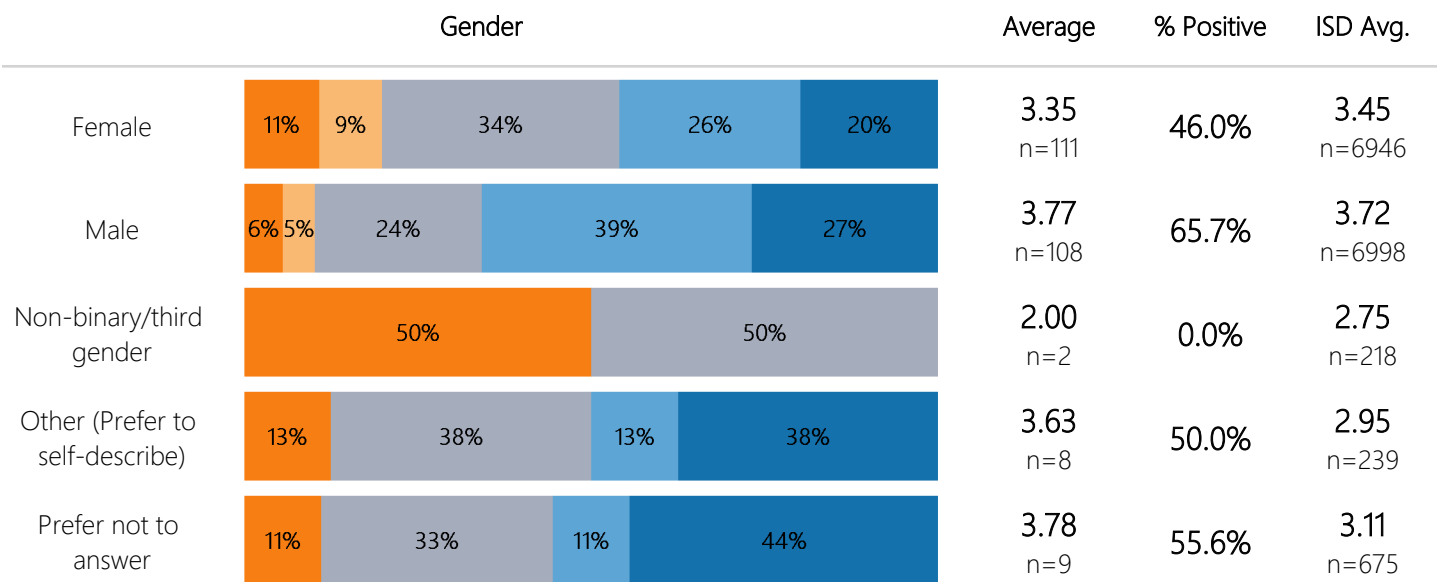


Domain: Social and Emotional Learning

Sub Domain: Belonging

Question: Do you feel like you belong at your school?

■ Almost Never    
 ■ Rarely    
 ■ Sometimes    
 ■ Often    
 ■ Almost Always



# MI Student VOICE Perception Survey - District

District: Godwin Heights Public Schools

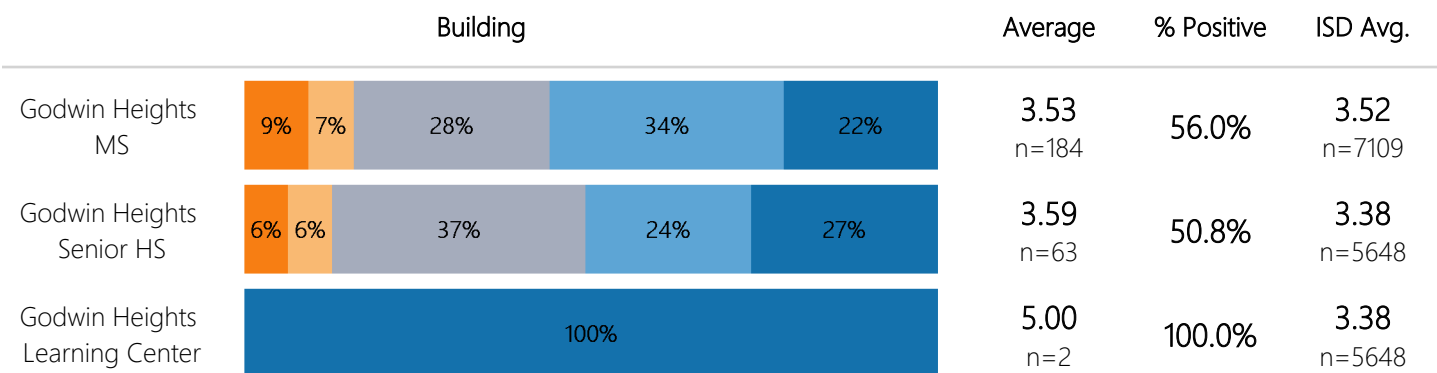
School Year: 2022-2023

Domain: Social and Emotional Learning

Sub Domain: Belonging

Question: Do you feel like you belong at your school?

■ Almost Never   
 ■ Rarely   
 ■ Sometimes   
 ■ Often   
 ■ Almost Always

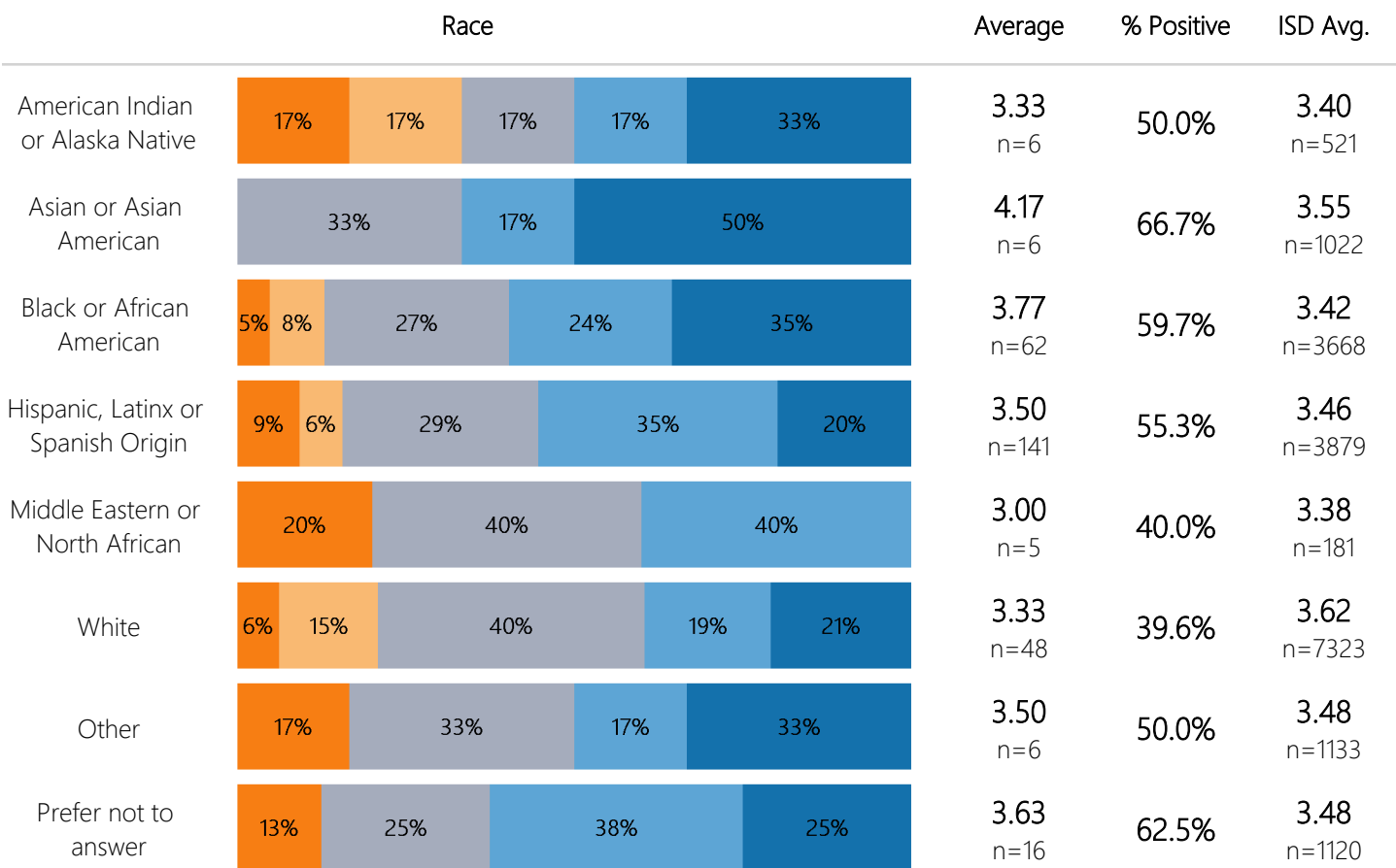


Domain: Social and Emotional Learning

Sub Domain: Belonging

Question: Do you feel like you belong at your school?

■ Almost Never   
 ■ Rarely   
 ■ Sometimes   
 ■ Often   
 ■ Almost Always



# MI Student VOICE Perception Survey - District

District: Godwin Heights Public Schools

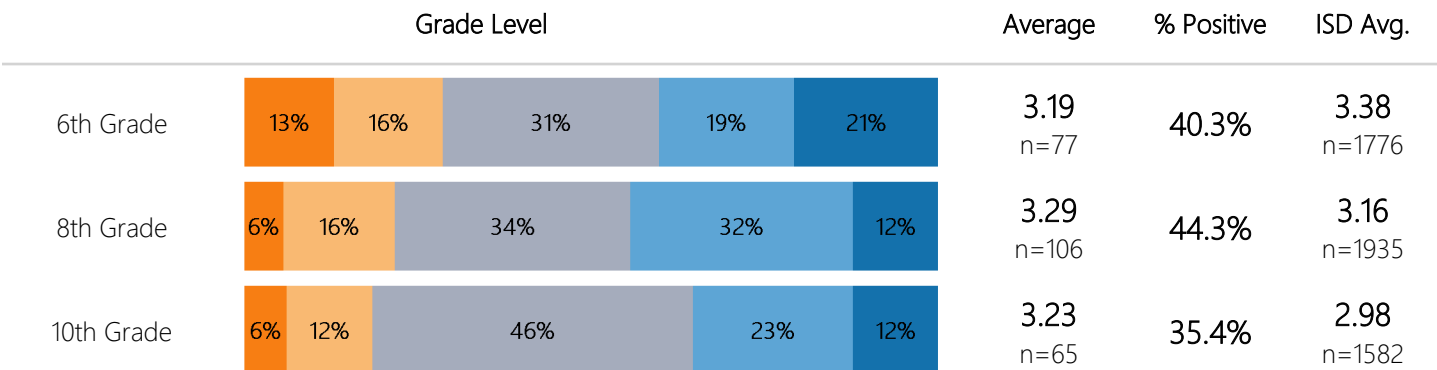
School Year: 2022-2023

Domain: Social and Emotional Learning

Sub Domain: Relationships

Question: Do people in your school understand you as a person?

■ Almost Never    
 ■ Rarely    
 ■ Sometimes    
 ■ Often    
 ■ Almost Always

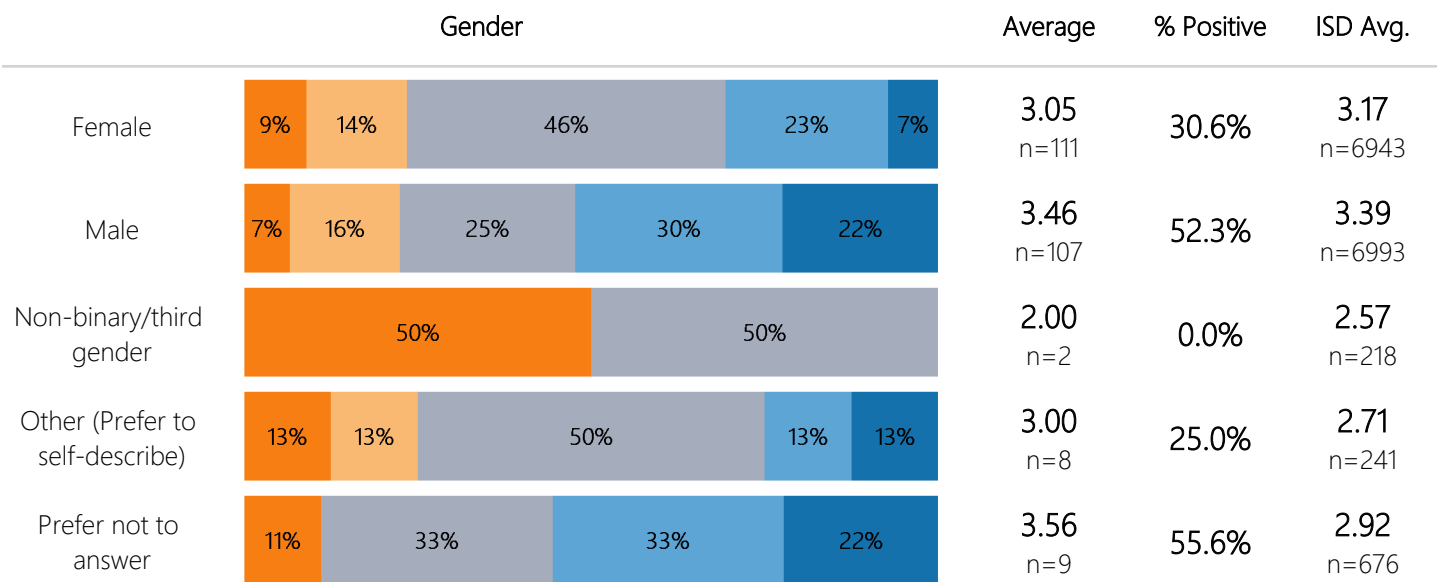


Domain: Social and Emotional Learning

Sub Domain: Relationships

Question: Do people in your school understand you as a person?

■ Almost Never    
 ■ Rarely    
 ■ Sometimes    
 ■ Often    
 ■ Almost Always



# MI Student VOICE Perception Survey - District

District: Godwin Heights Public Schools

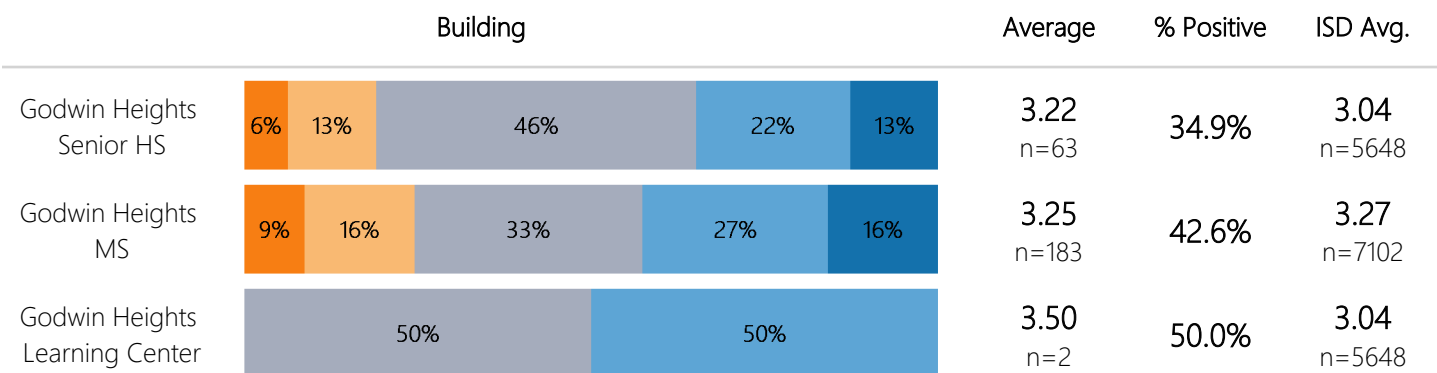
School Year: 2022-2023

Domain: Social and Emotional Learning

Sub Domain: Relationships

Question: Do people in your school understand you as a person?

■ Almost Never    
 ■ Rarely    
 ■ Sometimes    
 ■ Often    
 ■ Almost Always

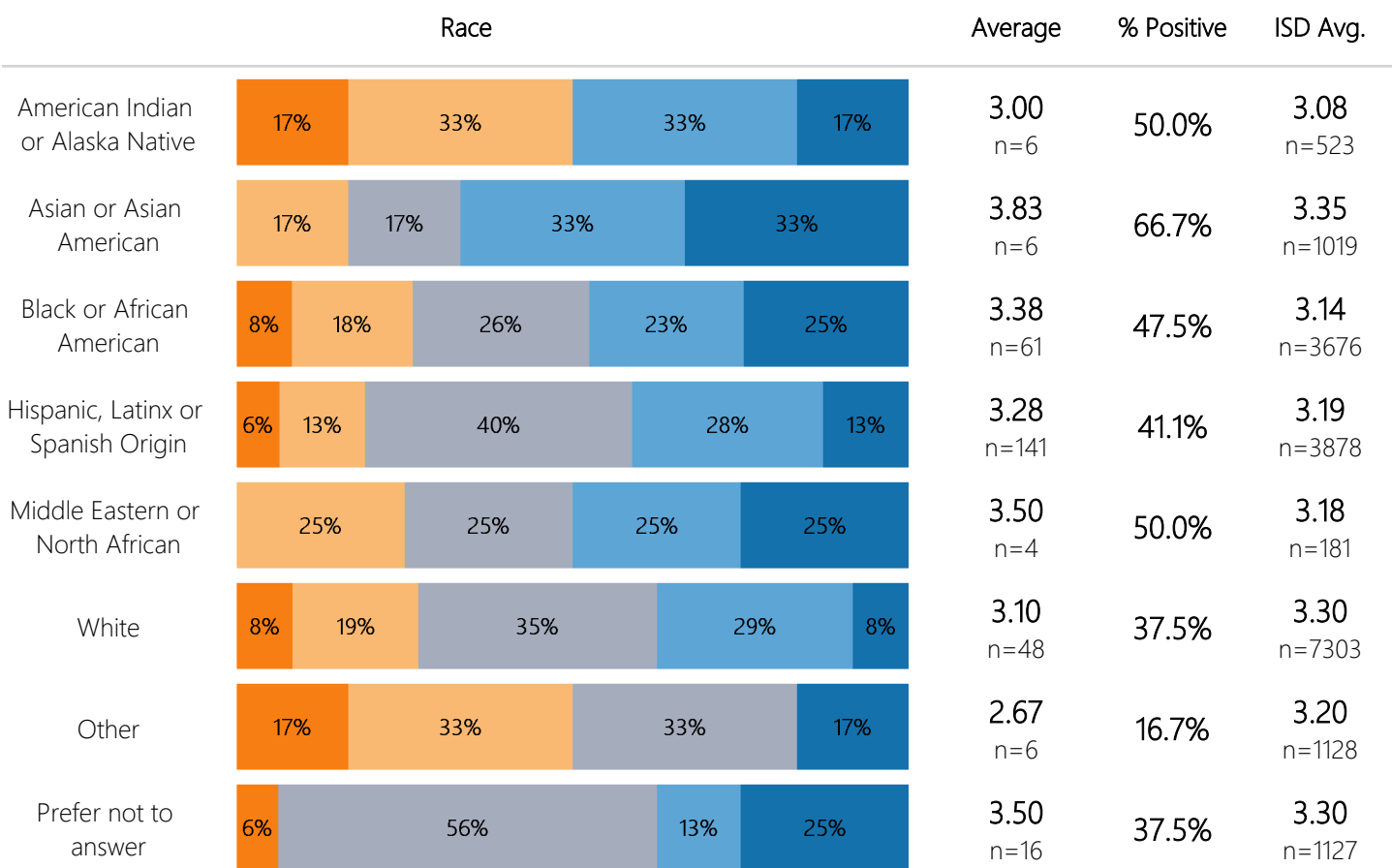


Domain: Social and Emotional Learning

Sub Domain: Relationships

Question: Do people in your school understand you as a person?

■ Almost Never    
 ■ Rarely    
 ■ Sometimes    
 ■ Often    
 ■ Almost Always



# MI Student VOICE Perception Survey - District

District: Godwin Heights Public Schools

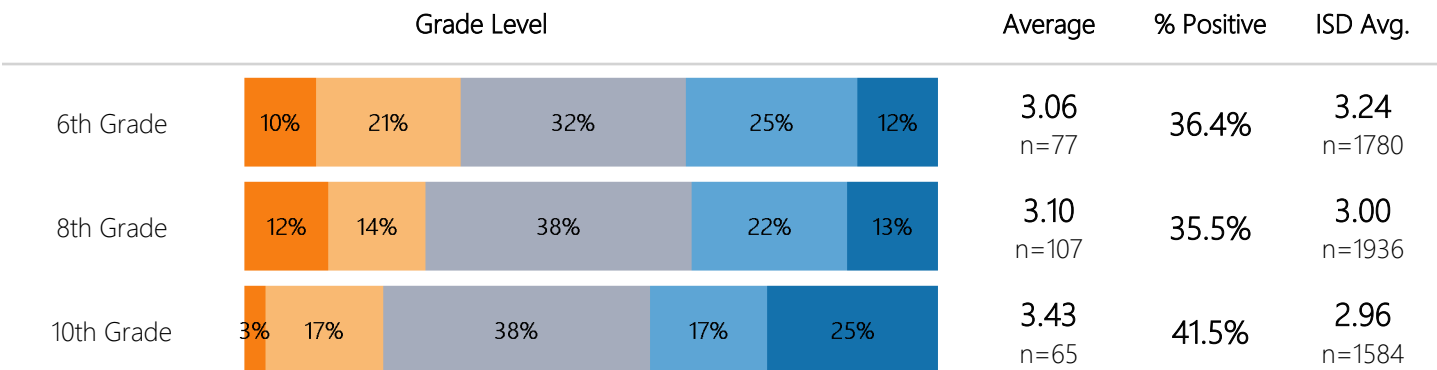
School Year: 2022-2023

Domain: Social and Emotional Learning

Sub Domain: Relationships

Question: Do you feel connected to the adults at your school?

■ Almost Never    
 ■ Rarely    
 ■ Sometimes    
 ■ Often    
 ■ Almost Always

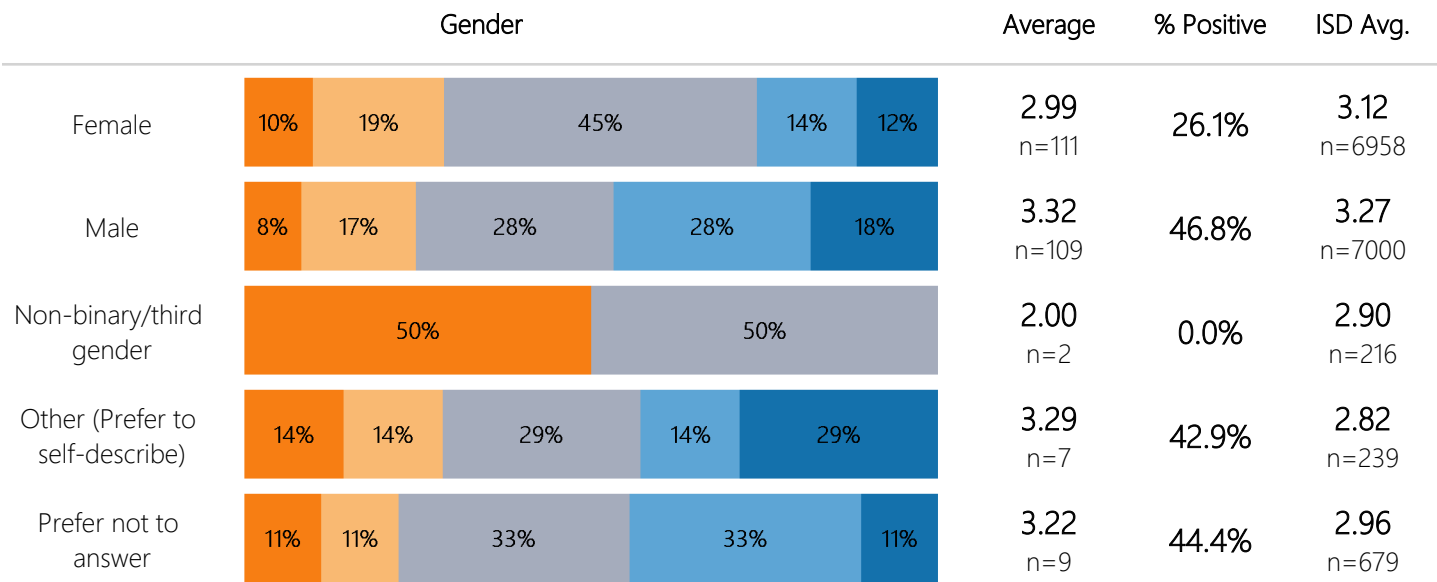


Domain: Social and Emotional Learning

Sub Domain: Relationships

Question: Do you feel connected to the adults at your school?

■ Almost Never    
 ■ Rarely    
 ■ Sometimes    
 ■ Often    
 ■ Almost Always



# MI Student VOICE Perception Survey - District

District: Godwin Heights Public Schools

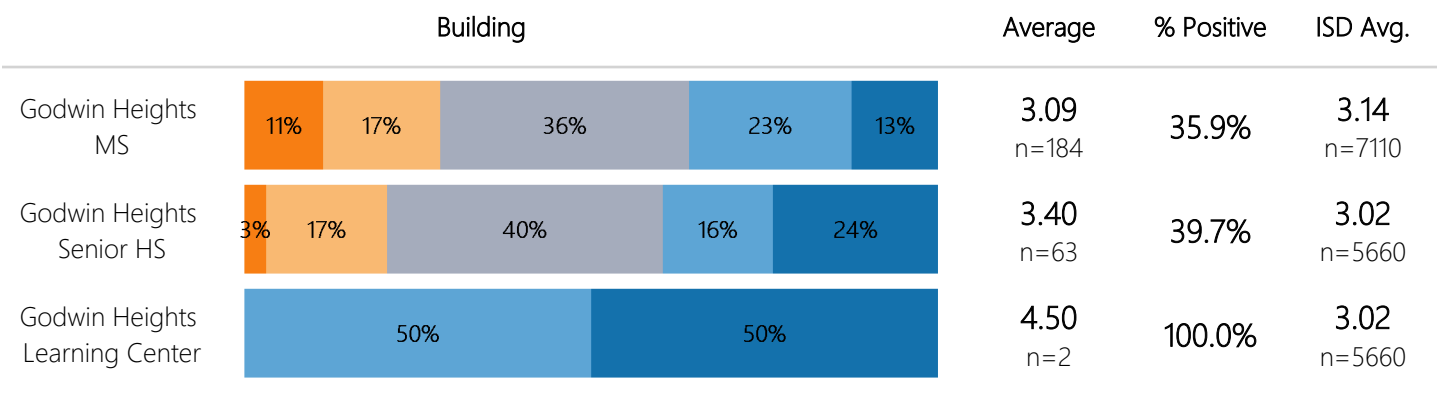
School Year: 2022-2023

Domain: Social and Emotional Learning

Sub Domain: Relationships

Question: Do you feel connected to the adults at your school?

■ Almost Never    
 ■ Rarely    
 ■ Sometimes    
 ■ Often    
 ■ Almost Always

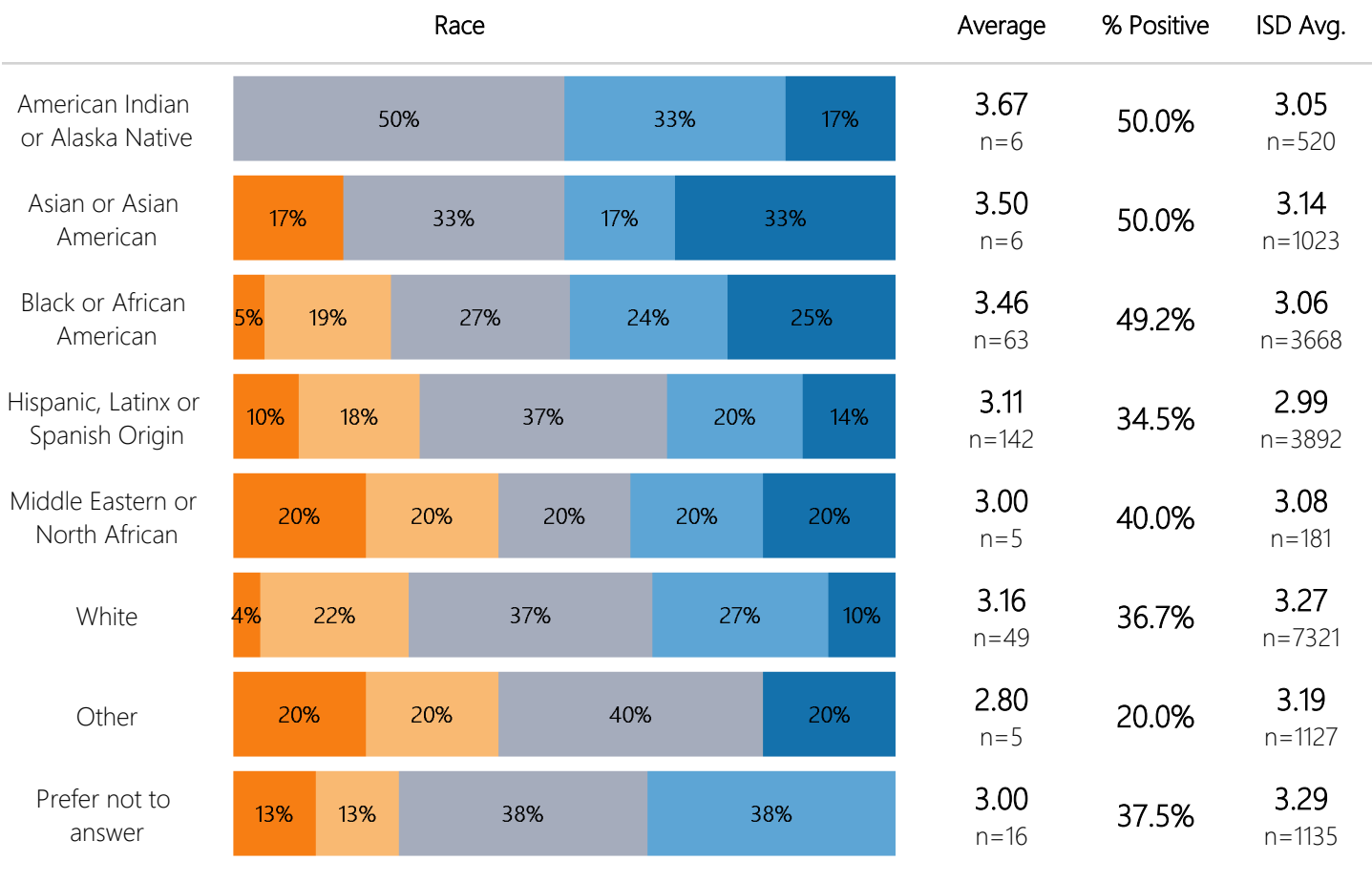


Domain: Social and Emotional Learning

Sub Domain: Relationships

Question: Do you feel connected to the adults at your school?

■ Almost Never    
 ■ Rarely    
 ■ Sometimes    
 ■ Often    
 ■ Almost Always





# MI Student VOICE Perception Survey - District

District: Godwin Heights Public Schools

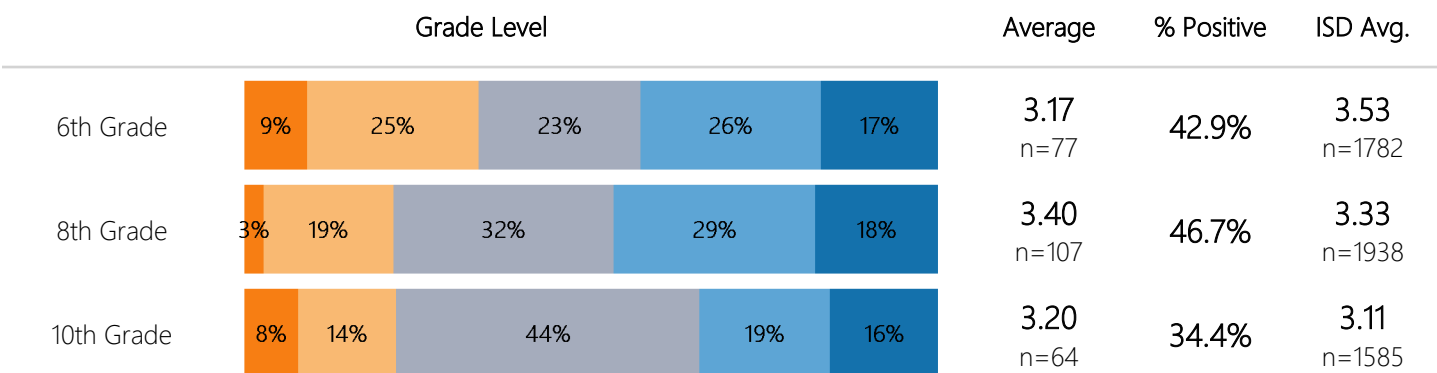
School Year: 2022-2023

Domain: Social and Emotional Learning

Sub Domain: Relationships

Question: Do you feel connected to the students at your school?

■ Almost Never    
 ■ Rarely    
 ■ Sometimes    
 ■ Often    
 ■ Almost Always

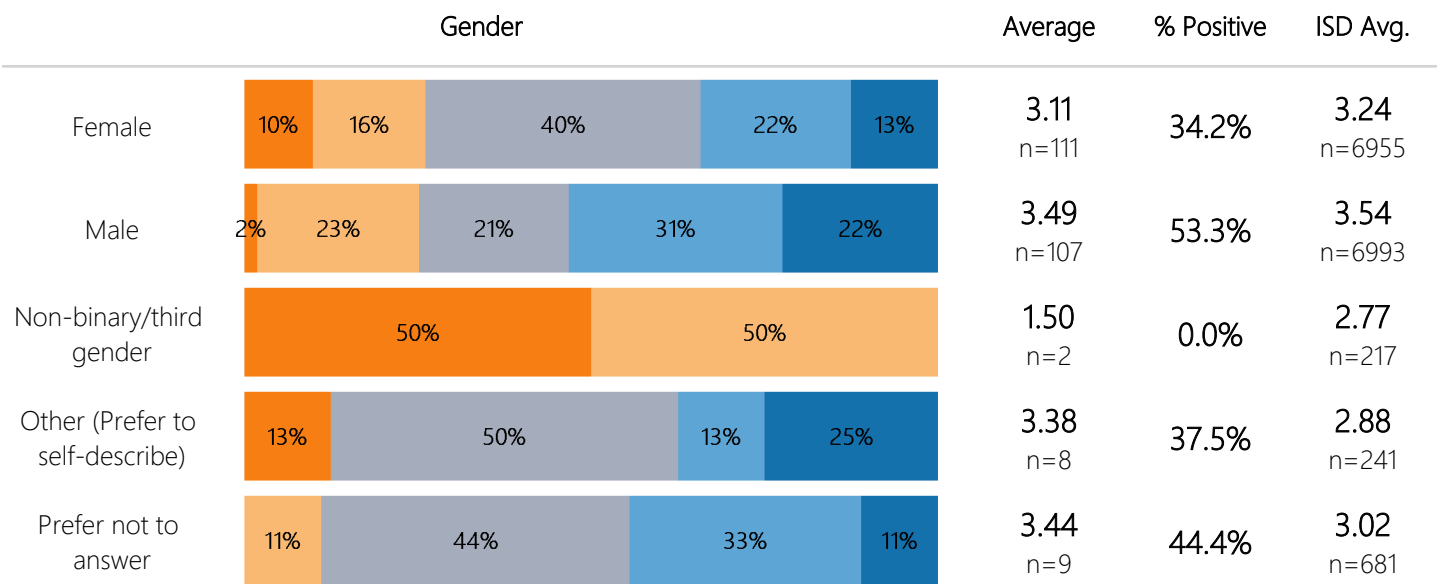


Domain: Social and Emotional Learning

Sub Domain: Relationships

Question: Do you feel connected to the students at your school?

■ Almost Never    
 ■ Rarely    
 ■ Sometimes    
 ■ Often    
 ■ Almost Always



# MI Student VOICE Perception Survey - District

District: Godwin Heights Public Schools

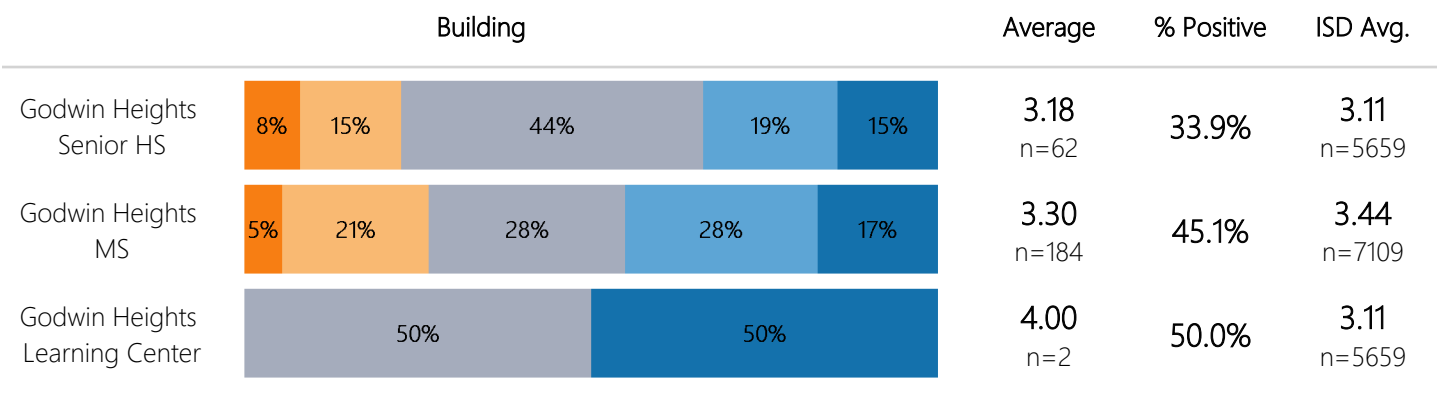
School Year: 2022-2023

Domain: Social and Emotional Learning

Sub Domain: Relationships

Question: Do you feel connected to the students at your school?

■ Almost Never    
 ■ Rarely    
 ■ Sometimes    
 ■ Often    
 ■ Almost Always

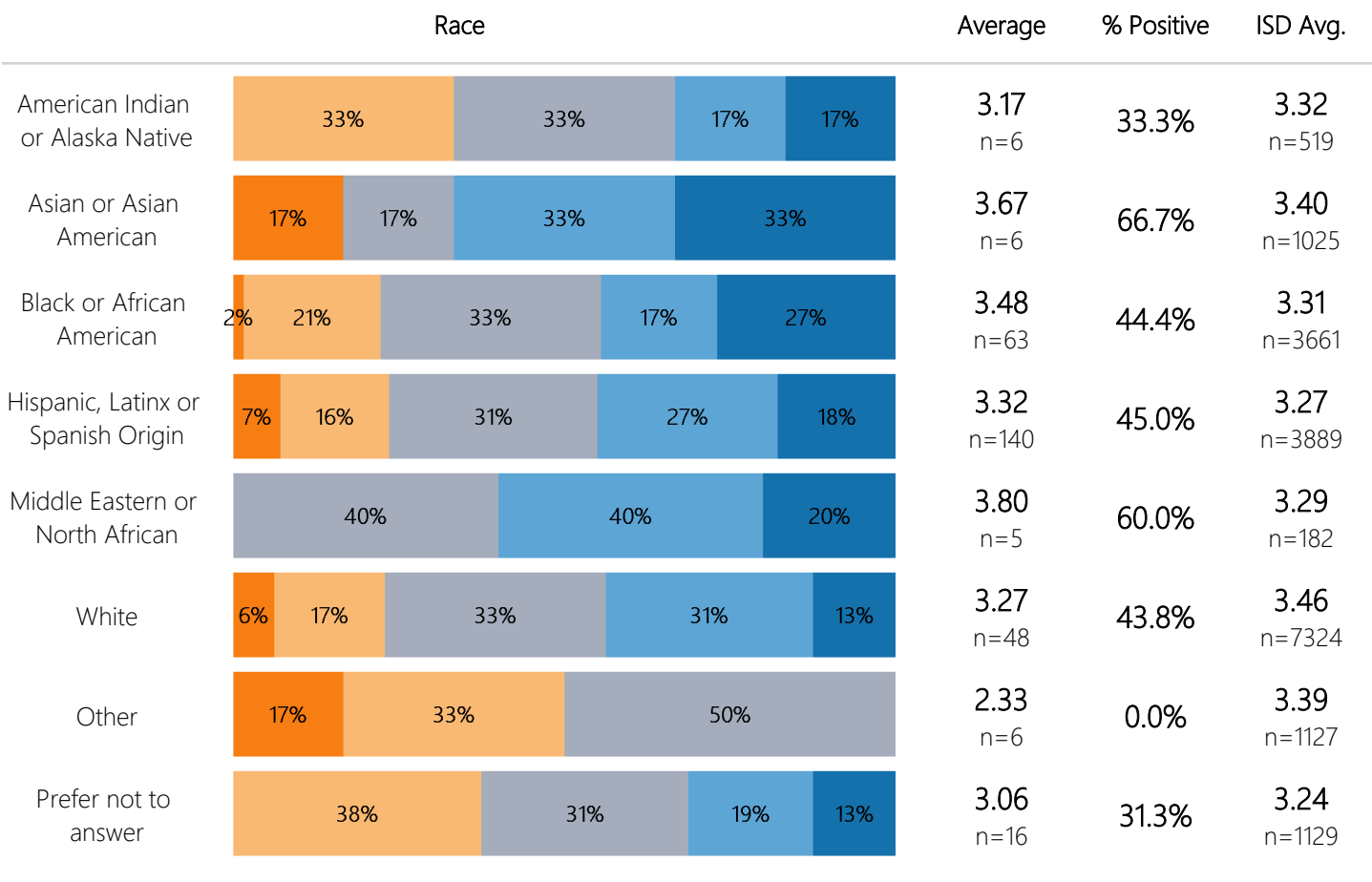


Domain: Social and Emotional Learning

Sub Domain: Relationships

Question: Do you feel connected to the students at your school?

■ Almost Never    
 ■ Rarely    
 ■ Sometimes    
 ■ Often    
 ■ Almost Always



# MI Student VOICE Perception Survey - District

District: Godwin Heights Public Schools

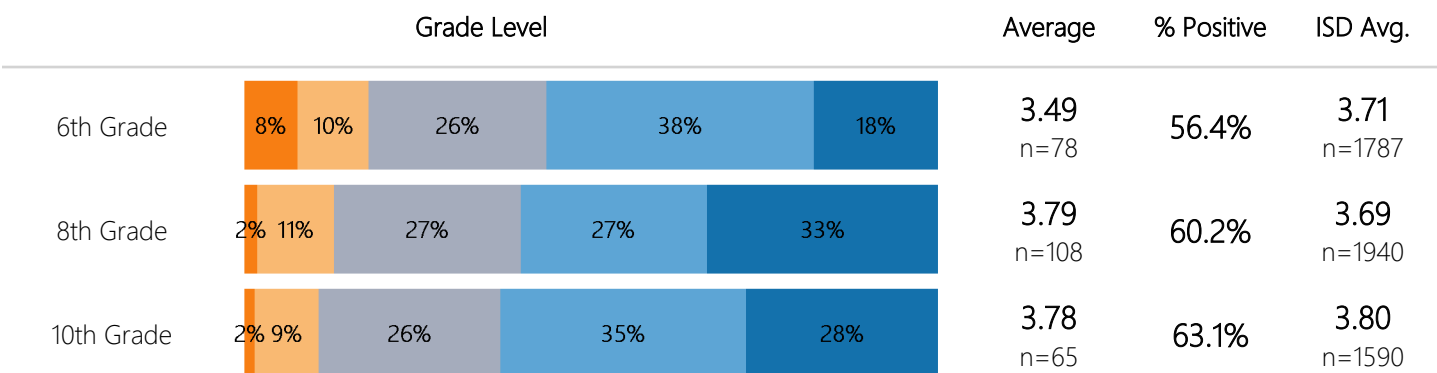
School Year: 2022-2023

Domain: Social and Emotional Learning

Sub Domain: Responsible decision-making

Question: Do you think about how your actions affect others?

■ Almost Never    
 ■ Rarely    
 ■ Sometimes    
 ■ Often    
 ■ Almost Always

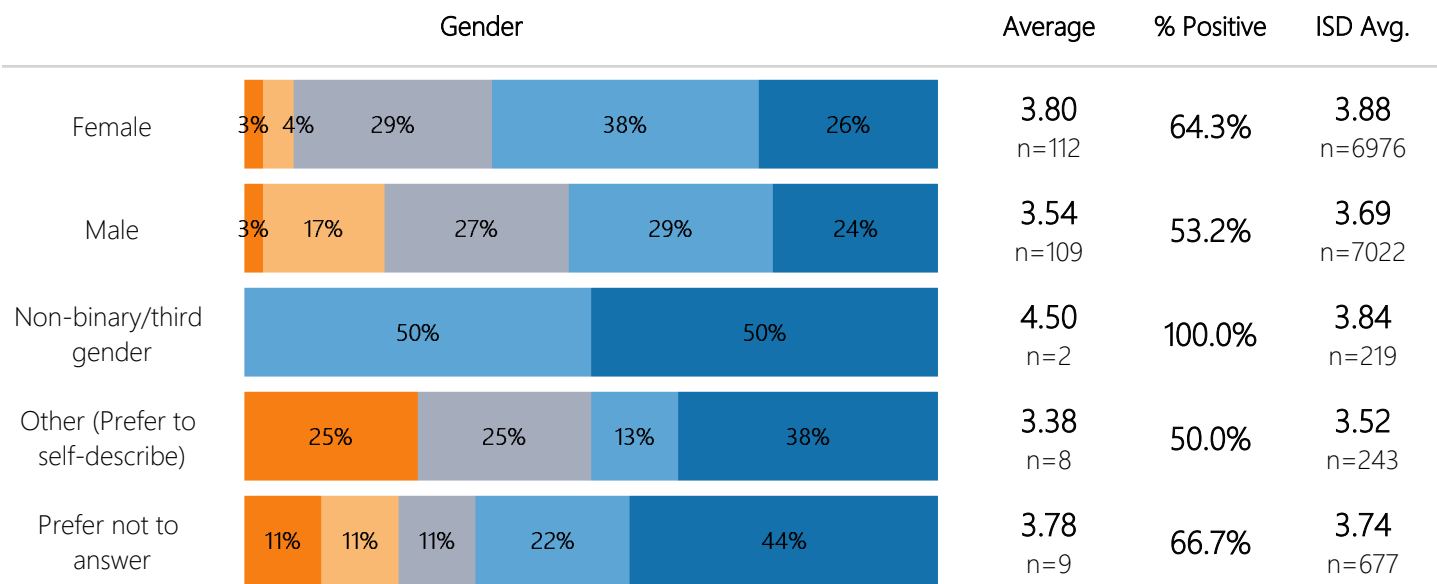


Domain: Social and Emotional Learning

Sub Domain: Responsible decision-making

Question: Do you think about how your actions affect others?

■ Almost Never    
 ■ Rarely    
 ■ Sometimes    
 ■ Often    
 ■ Almost Always



# MI Student VOICE Perception Survey - District

District: Godwin Heights Public Schools

School Year: 2022-2023

Domain: Social and Emotional Learning

Sub Domain: Responsible decision-making

Question: Do you think about how your actions affect others?

■ Almost Never   
 ■ Rarely   
 ■ Sometimes   
 ■ Often   
 ■ Almost Always

Building	Average	% Positive	ISD Avg.
Godwin Heights Senior HS	3.79 n=63	63.5%	3.81 n=5676
Godwin Heights MS	3.66 n=186	58.6%	3.72 n=7132
Godwin Heights Learning Center	3.50 n=2	50.0%	3.81 n=5676

Domain: Social and Emotional Learning

Sub Domain: Responsible decision-making

Question: Do you think about how your actions affect others?

■ Almost Never   
 ■ Rarely   
 ■ Sometimes   
 ■ Often   
 ■ Almost Always

Race	Average	% Positive	ISD Avg.
American Indian or Alaska Native	3.67 n=6	66.7%	3.67 n=521
Asian or Asian American	4.00 n=6	83.3%	3.87 n=1029
Black or African American	3.59 n=63	55.6%	3.60 n=3685
Hispanic, Latinx or Spanish Origin	3.68 n=142	58.5%	3.66 n=3899
Middle Eastern or North African	4.20 n=5	80.0%	3.74 n=185
White	3.84 n=49	61.2%	3.97 n=7330
Other	2.83 n=6	33.3%	3.61 n=1141
Prefer not to answer	3.75 n=16	68.8%	3.75 n=1130

# MI Student VOICE Perception Survey - District

District: Godwin Heights Public Schools

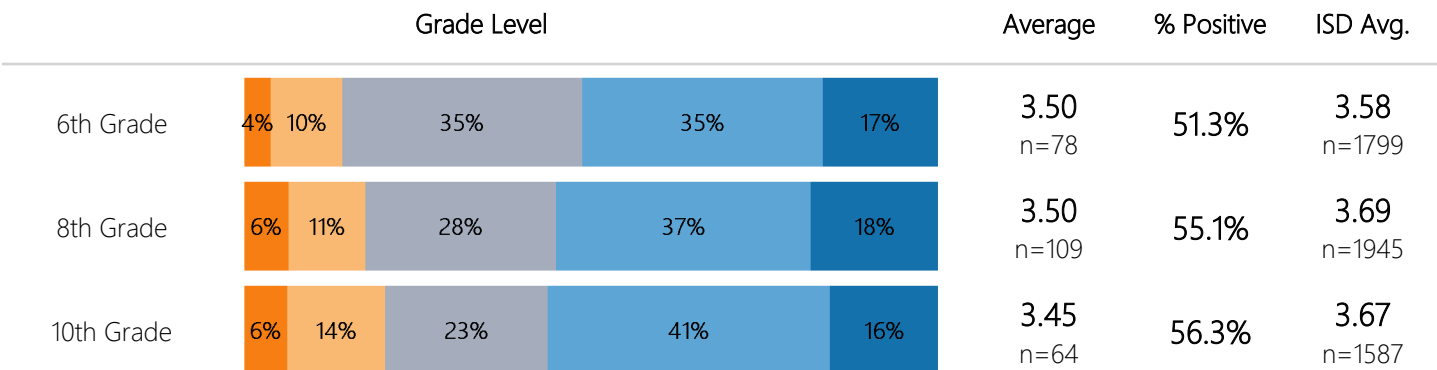
School Year: 2022-2023

Domain: Social and Emotional Learning

Sub Domain: Self-Awareness

Question: Are you able to stay calm when things are going wrong for you?

■ Almost Never    
 ■ Rarely    
 ■ Sometimes    
 ■ Often    
 ■ Almost Always

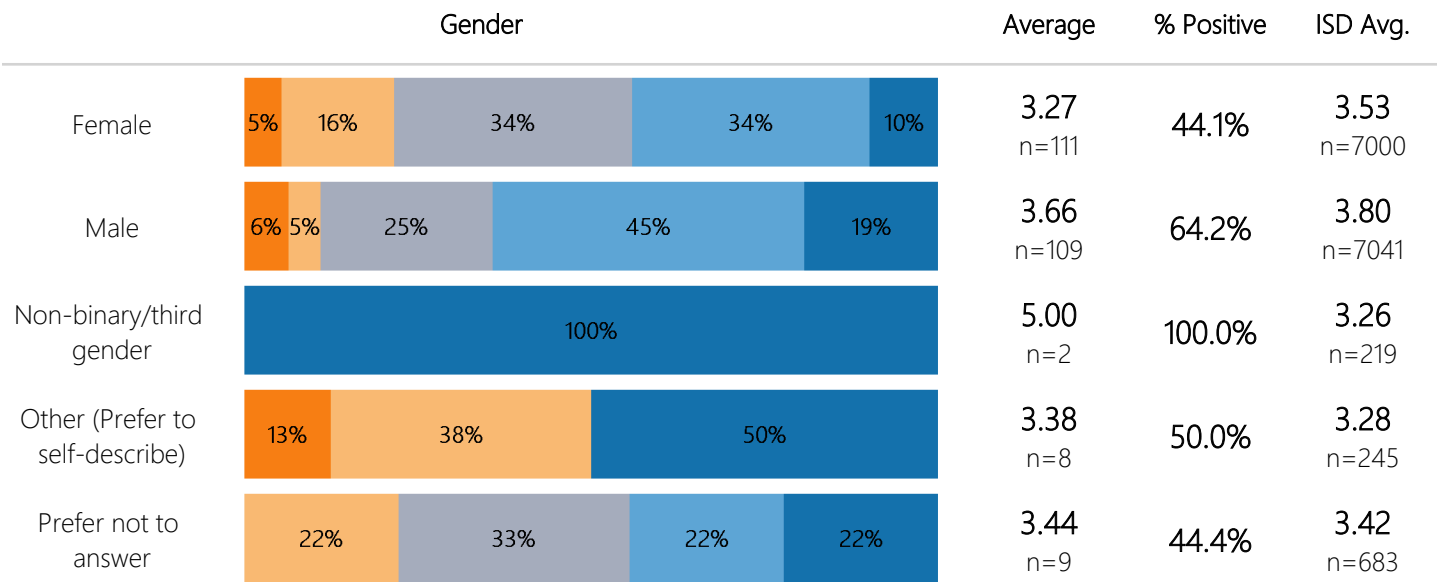


Domain: Social and Emotional Learning

Sub Domain: Self-Awareness

Question: Are you able to stay calm when things are going wrong for you?

■ Almost Never    
 ■ Rarely    
 ■ Sometimes    
 ■ Often    
 ■ Almost Always



# MI Student VOICE Perception Survey - District

District: Godwin Heights Public Schools

School Year: 2022-2023

Domain: Social and Emotional Learning

Sub Domain: Self-Awareness

Question: Are you able to stay calm when things are going wrong for you?

■ Almost Never    
 ■ Rarely    
 ■ Sometimes    
 ■ Often    
 ■ Almost Always

Building	Average	% Positive	ISD Avg.
Godwin Heights Senior HS	3.46 n=63	57.1%	3.66 n=5678
Godwin Heights MS	3.50 n=187	53.5%	3.61 n=7167
Godwin Heights Learning Center	3.00 n=1	0.0%	3.66 n=5678

Domain: Social and Emotional Learning

Sub Domain: Self-Awareness

Question: Are you able to stay calm when things are going wrong for you?

■ Almost Never    
 ■ Rarely    
 ■ Sometimes    
 ■ Often    
 ■ Almost Always

Race	Average	% Positive	ISD Avg.
American Indian or Alaska Native	3.67 n=6	66.7%	3.59 n=526
Asian or Asian American	3.83 n=6	50.0%	3.69 n=1032
Black or African American	3.45 n=62	50.0%	3.56 n=3693
Hispanic, Latinx or Spanish Origin	3.49 n=142	54.9%	3.60 n=3915
Middle Eastern or North African	4.40 n=5	80.0%	3.65 n=184
White	3.33 n=49	49.0%	3.75 n=7342
Other	3.00 n=6	33.3%	3.50 n=1144
Prefer not to answer	3.50 n=16	56.3%	3.63 n=1142

# MI Student VOICE Perception Survey - District

District: Godwin Heights Public Schools

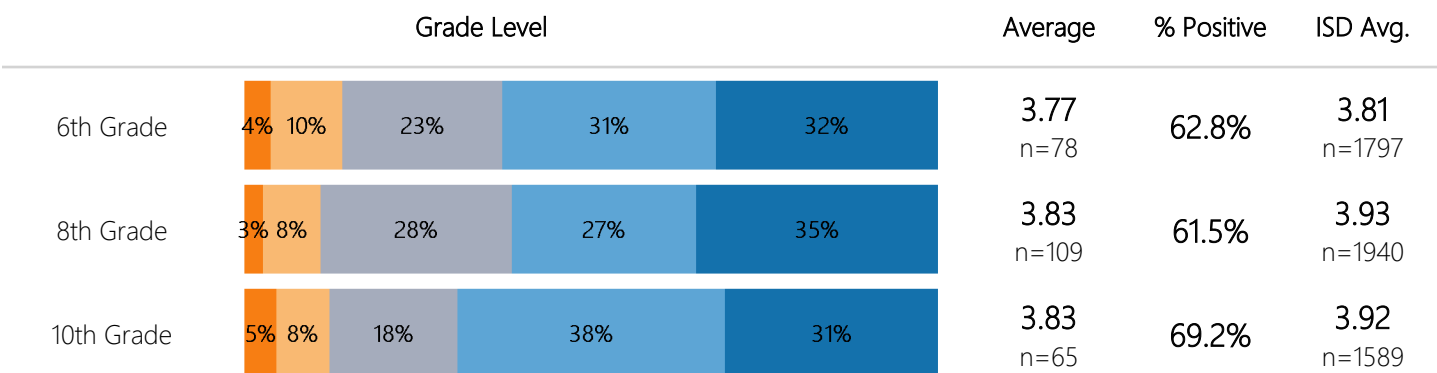
School Year: 2022-2023

Domain: Social and Emotional Learning

Sub Domain: Self-Awareness

Question: Are you able to control your emotions when you need to?

■ Almost Never    
 ■ Rarely    
 ■ Sometimes    
 ■ Often    
 ■ Almost Always

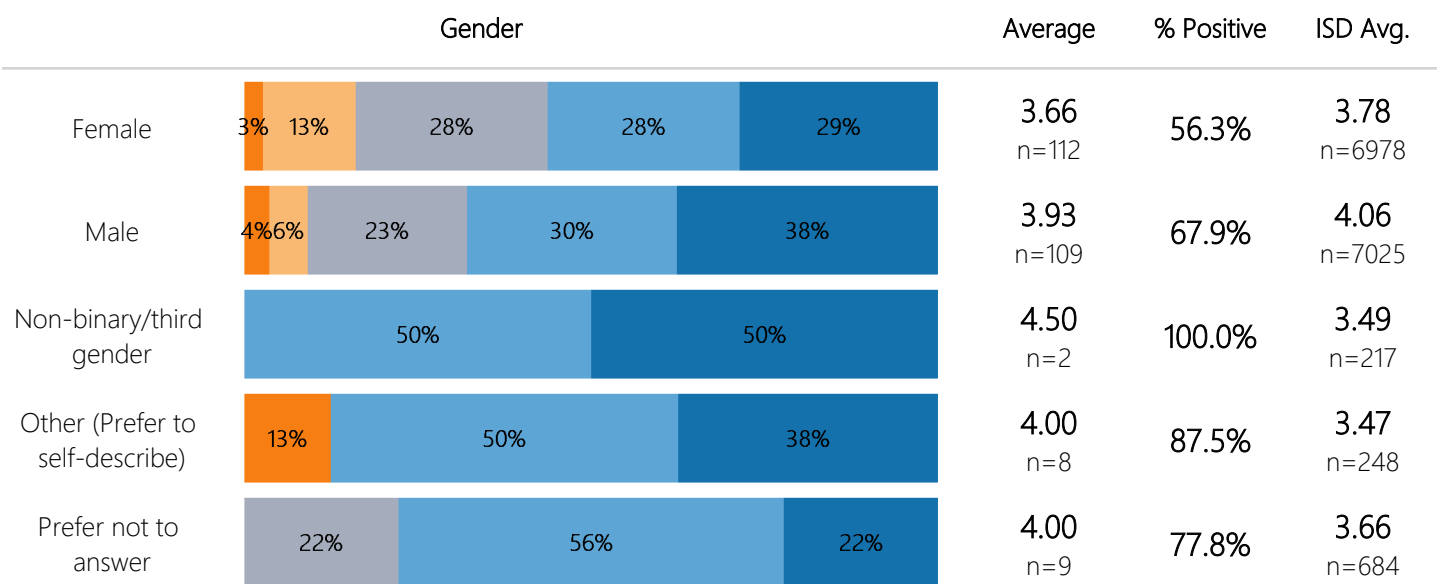


Domain: Social and Emotional Learning

Sub Domain: Self-Awareness

Question: Are you able to control your emotions when you need to?

■ Almost Never    
 ■ Rarely    
 ■ Sometimes    
 ■ Often    
 ■ Almost Always



# MI Student VOICE Perception Survey - District

District: Godwin Heights Public Schools

School Year: 2022-2023

Domain: Social and Emotional Learning

Sub Domain: Self-Awareness

Question: Are you able to control your emotions when you need to?

■ Almost Never    
 ■ Rarely    
 ■ Sometimes    
 ■ Often    
 ■ Almost Always

Building	Average	% Positive	ISD Avg.
Godwin Heights Senior HS	3.84 n=63	69.8%	3.93 n=5676
Godwin Heights MS	3.80 n=187	62.0%	3.86 n=7150
Godwin Heights Learning Center	3.50 n=2	50.0%	3.93 n=5676

Domain: Social and Emotional Learning

Sub Domain: Self-Awareness

Question: Are you able to control your emotions when you need to?

■ Almost Never    
 ■ Rarely    
 ■ Sometimes    
 ■ Often    
 ■ Almost Always

Race	Average	% Positive	ISD Avg.
American Indian or Alaska Native	4.33 n=6	83.3%	3.80 n=520
Asian or Asian American	3.67 n=6	50.0%	3.95 n=1029
Black or African American	3.73 n=63	57.1%	3.79 n=3679
Hispanic, Latinx or Spanish Origin	3.84 n=142	64.8%	3.85 n=3901
Middle Eastern or North African	4.20 n=5	100.0%	3.97 n=183
White	3.80 n=49	65.3%	4.03 n=7341
Other	3.33 n=6	50.0%	3.73 n=1138
Prefer not to answer	3.94 n=16	75.0%	3.81 n=1145



# MI Student VOICE Perception Survey - District

District: Godwin Heights Public Schools

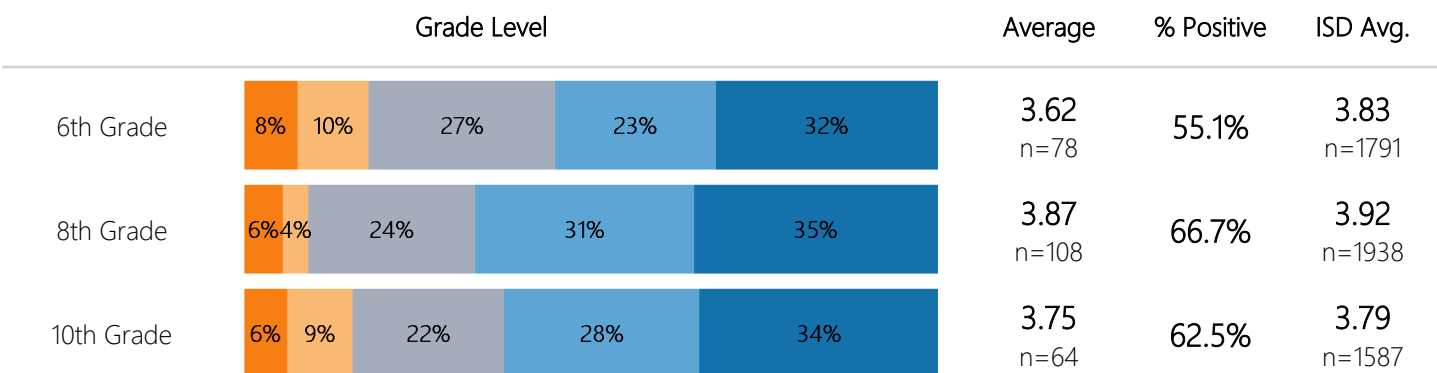
School Year: 2022-2023

Domain: Social and Emotional Learning

Sub Domain: Self-Awareness

Question: Are you able to stay calm when people around you are angry?

■ Almost Never    
 ■ Rarely    
 ■ Sometimes    
 ■ Often    
 ■ Almost Always

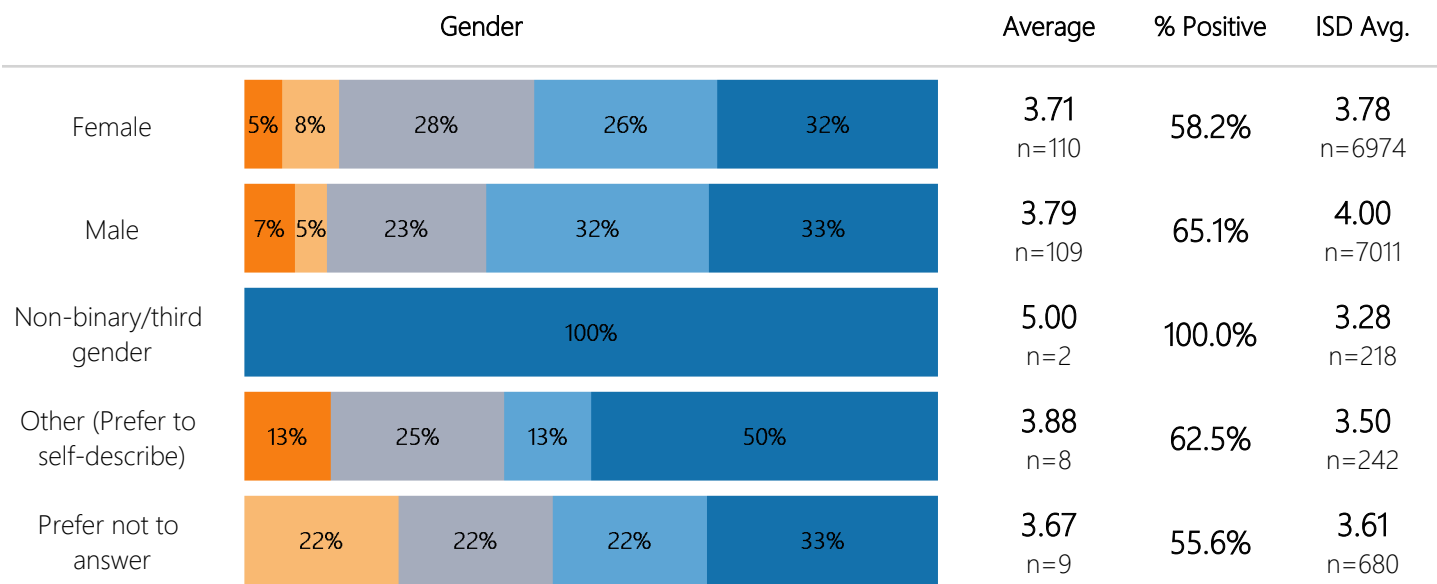


Domain: Social and Emotional Learning

Sub Domain: Self-Awareness

Question: Are you able to stay calm when people around you are angry?

■ Almost Never    
 ■ Rarely    
 ■ Sometimes    
 ■ Often    
 ■ Almost Always



# MI Student VOICE Perception Survey - District

District: Godwin Heights Public Schools

School Year: 2022-2023

Domain: Social and Emotional Learning

Sub Domain: Self-Awareness

Question: Are you able to stay calm when people around you are angry?

■ Almost Never    
 ■ Rarely    
 ■ Sometimes    
 ■ Often    
 ■ Almost Always

Building	Average	% Positive	ISD Avg.
Godwin Heights Senior HS	3.73 n=63	61.9%	3.82 n=5667
Godwin Heights MS	3.76 n=186	61.8%	3.86 n=7135
Godwin Heights Learning Center	5.00 n=1	100.0%	3.82 n=5667

Domain: Social and Emotional Learning

Sub Domain: Self-Awareness

Question: Are you able to stay calm when people around you are angry?

■ Almost Never    
 ■ Rarely    
 ■ Sometimes    
 ■ Often    
 ■ Almost Always

Race	Average	% Positive	ISD Avg.
American Indian or Alaska Native	4.33 n=6	83.3%	3.83 n=520
Asian or Asian American	3.50 n=6	50.0%	3.82 n=1028
Black or African American	3.89 n=62	66.1%	3.89 n=3666
Hispanic, Latinx or Spanish Origin	3.75 n=142	59.9%	3.82 n=3898
Middle Eastern or North African	3.80 n=5	60.0%	3.89 n=182
White	3.80 n=49	65.3%	3.93 n=7342
Other	3.17 n=6	33.3%	3.69 n=1135
Prefer not to answer	3.75 n=16	68.8%	3.79 n=1138

# MI Student VOICE Perception Survey - District

District: Godwin Heights Public Schools

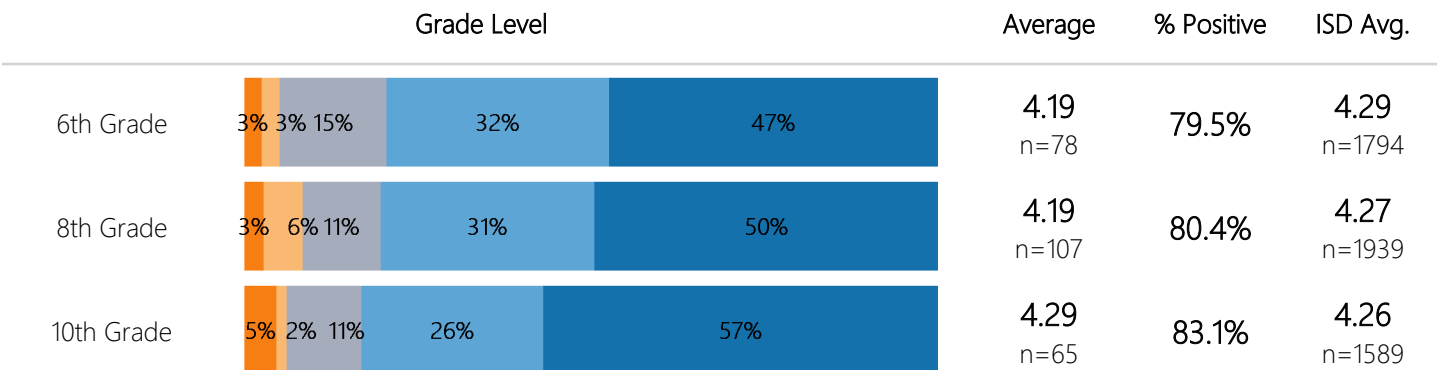
School Year: 2022-2023

Domain: Social and Emotional Learning

Sub Domain: Self-Management

Question: Do you come to class prepared?

■ Almost Never    
 ■ Rarely    
 ■ Sometimes    
 ■ Often    
 ■ Almost Always

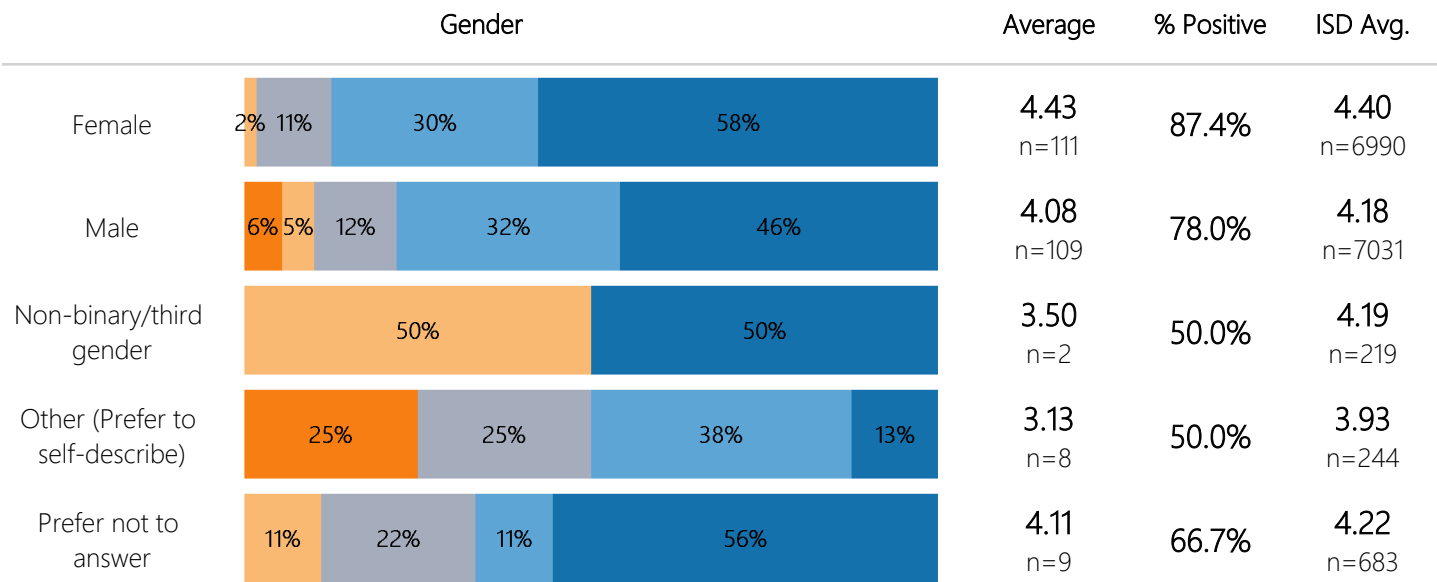


Domain: Social and Emotional Learning

Sub Domain: Self-Management

Question: Do you come to class prepared?

■ Almost Never    
 ■ Rarely    
 ■ Sometimes    
 ■ Often    
 ■ Almost Always



# MI Student VOICE Perception Survey - District

District: Godwin Heights Public Schools

School Year: 2022-2023

Domain: Social and Emotional Learning

Sub Domain: Self-Management

Question: Do you come to class prepared?

■ Almost Never   
 ■ Rarely   
 ■ Sometimes   
 ■ Often   
 ■ Almost Always

Building	Average	% Positive	ISD Avg.
Godwin Heights MS	4.19 n=185	80.0%	4.26 n=7148
Godwin Heights Learning Center	4.00 n=2	50.0%	4.25 n=5669
Godwin Heights Senior HS	4.30 n=63	84.1%	4.25 n=5669

Domain: Social and Emotional Learning

Sub Domain: Self-Management

Question: Do you come to class prepared?

■ Almost Never   
 ■ Rarely   
 ■ Sometimes   
 ■ Often   
 ■ Almost Always

Race	Average	% Positive	ISD Avg.
American Indian or Alaska Native	3.83 n=6	83.3%	4.13 n=522
Asian or Asian American	4.00 n=6	66.7%	4.32 n=1028
Black or African American	3.94 n=63	73.0%	4.06 n=3691
Hispanic, Latinx or Spanish Origin	4.40 n=141	87.2%	4.20 n=3905
Middle Eastern or North African	4.20 n=5	80.0%	4.17 n=185
White	4.29 n=49	81.6%	4.46 n=7339
Other	3.50 n=6	66.7%	4.10 n=1141
Prefer not to answer	4.25 n=16	81.3%	4.31 n=1144

# MI Student VOICE Perception Survey - District

District: Godwin Heights Public Schools

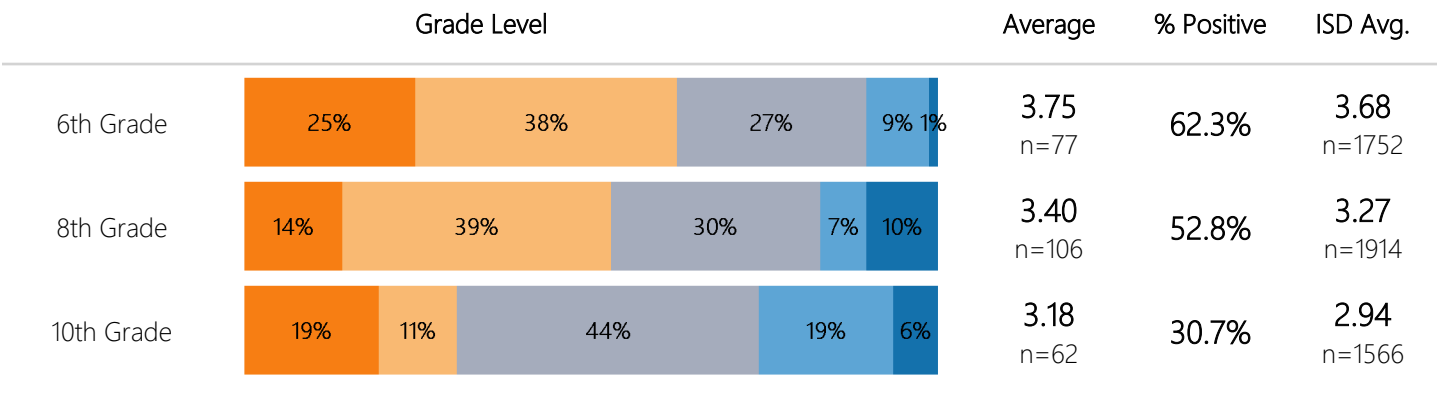
School Year: 2022-2023

Domain: Social and Emotional Learning

Sub Domain: Self-Management

Question: Do you wait until last minute to get your work finished?

■ Almost Never    
 ■ Rarely    
 ■ Sometimes    
 ■ Often    
 ■ Almost Always

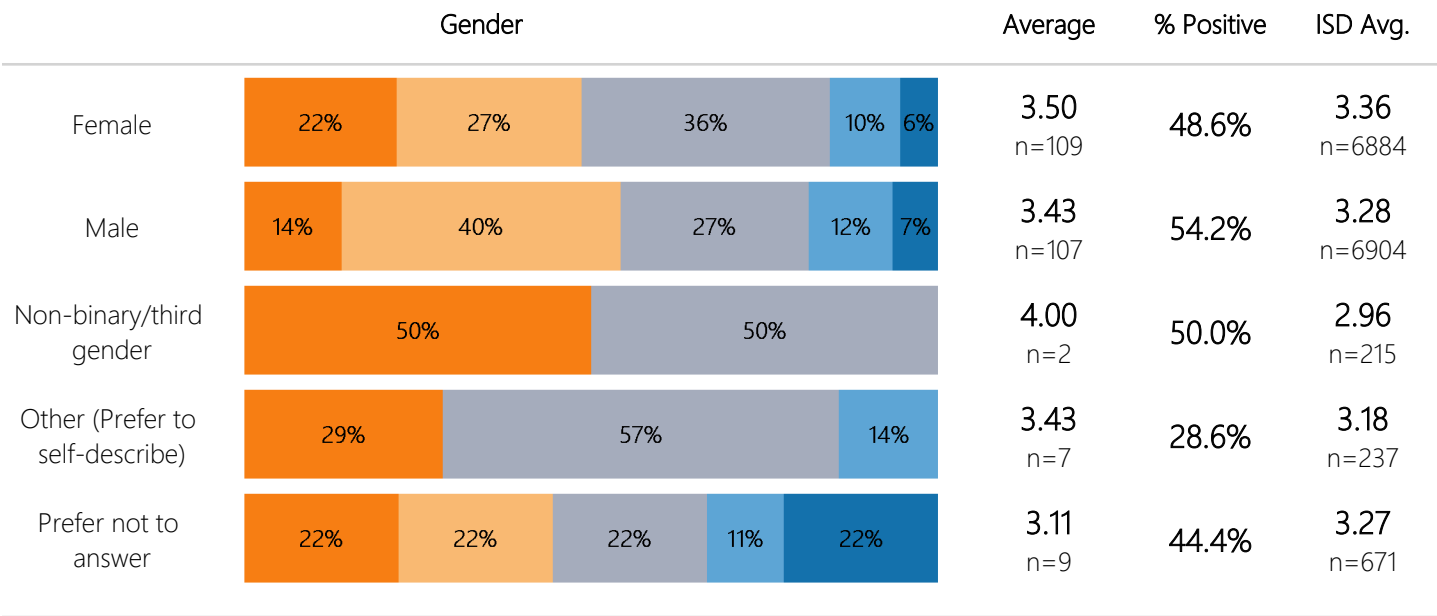


Domain: Social and Emotional Learning

Sub Domain: Self-Management

Question: Do you wait until last minute to get your work finished?

■ Almost Never    
 ■ Rarely    
 ■ Sometimes    
 ■ Often    
 ■ Almost Always



# MI Student VOICE Perception Survey - District

District: Godwin Heights Public Schools

School Year: 2022-2023

Domain: Social and Emotional Learning

Sub Domain: Self-Management

Question: Do you wait until last minute to get your work finished?

■ Almost Never   
 ■ Rarely   
 ■ Sometimes   
 ■ Often   
 ■ Almost Always

Building	Average	% Positive	ISD Avg.
Godwin Heights Senior HS	3.15 n=61	29.5%	2.97 n=5598
Godwin Heights MS	3.55 n=183	56.8%	3.44 n=7006
Godwin Heights Learning Center	5.00 n=1	100.0%	2.97 n=5598

Domain: Social and Emotional Learning

Sub Domain: Self-Management

Question: Do you wait until last minute to get your work finished?

■ Almost Never   
 ■ Rarely   
 ■ Sometimes   
 ■ Often   
 ■ Almost Always

Race	Average	% Positive	ISD Avg.
American Indian or Alaska Native	3.33 n=6	33.3%	3.27 n=510
Asian or Asian American	4.33 n=6	83.3%	3.21 n=1015
Black or African American	3.35 n=60	43.3%	3.29 n=3600
Hispanic, Latinx or Spanish Origin	3.36 n=138	48.6%	3.22 n=3838
Middle Eastern or North African	3.40 n=5	40.0%	3.26 n=180
White	3.59 n=49	55.1%	3.32 n=7258
Other	4.00 n=6	66.7%	3.47 n=1124
Prefer not to answer	3.56 n=16	50.0%	3.56 n=1119

# MI Student VOICE Perception Survey - District

District: Godwin Heights Public Schools

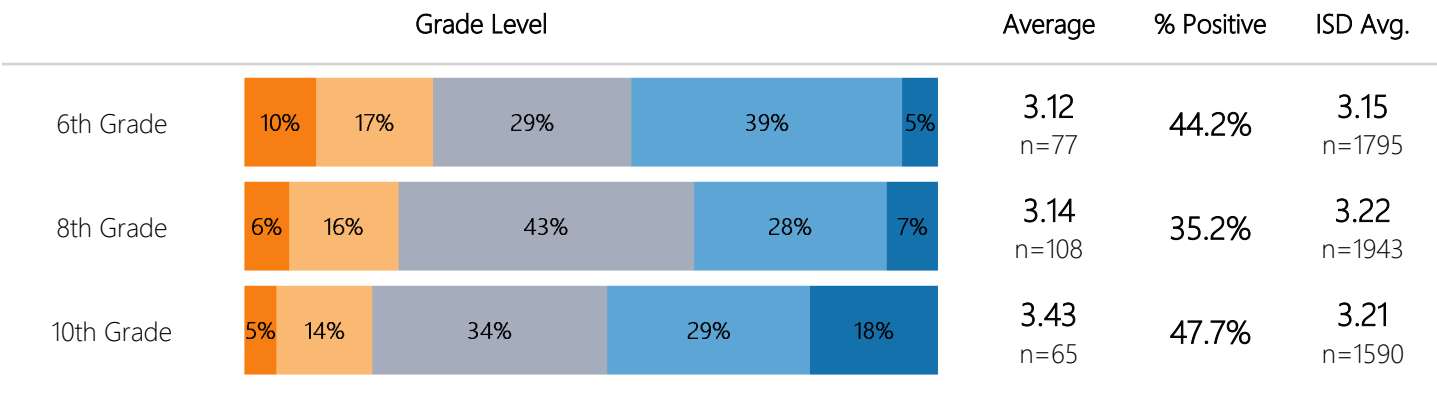
School Year: 2022-2023

Domain: Social and Emotional Learning

Sub Domain: Self-Management

Question: Are you able to ignore distractions to pay attention in class?

■ Not At All    
 ■ Slightly    
 ■ Somewhat    
 ■ Quite    
 ■ Extremely

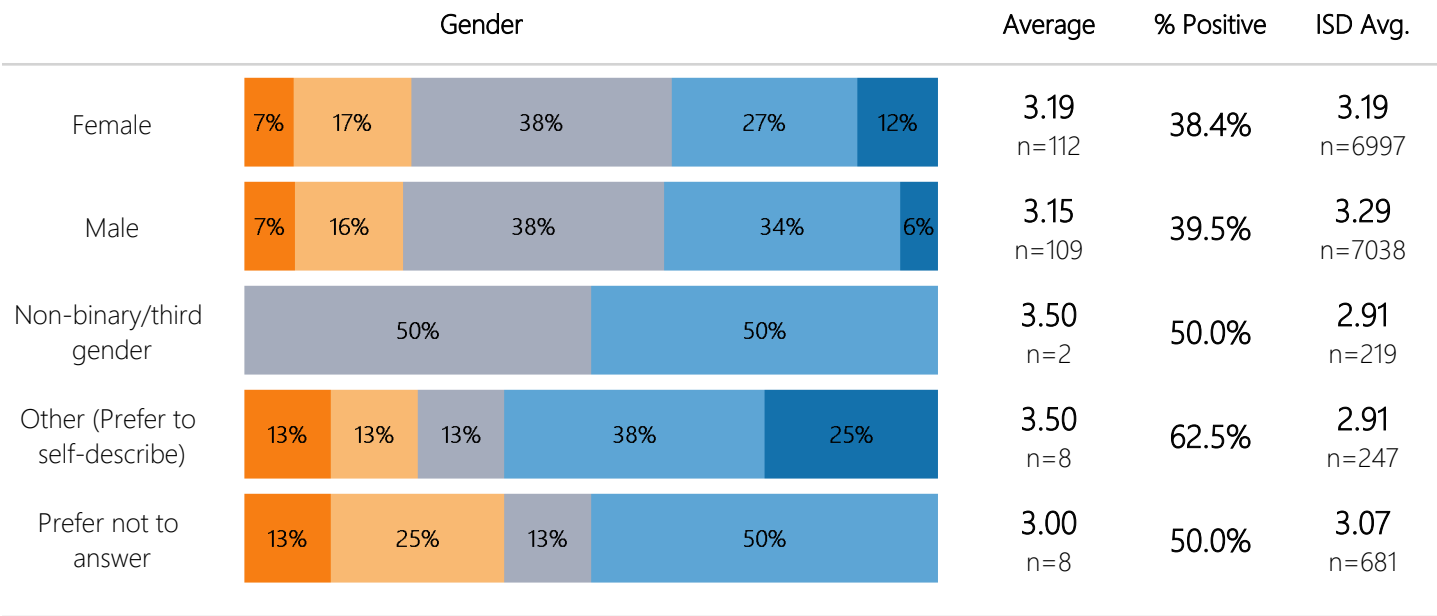


Domain: Social and Emotional Learning

Sub Domain: Self-Management

Question: Are you able to ignore distractions to pay attention in class?

■ Not At All    
 ■ Slightly    
 ■ Somewhat    
 ■ Quite    
 ■ Extremely



# MI Student VOICE Perception Survey - District

District: Godwin Heights Public Schools

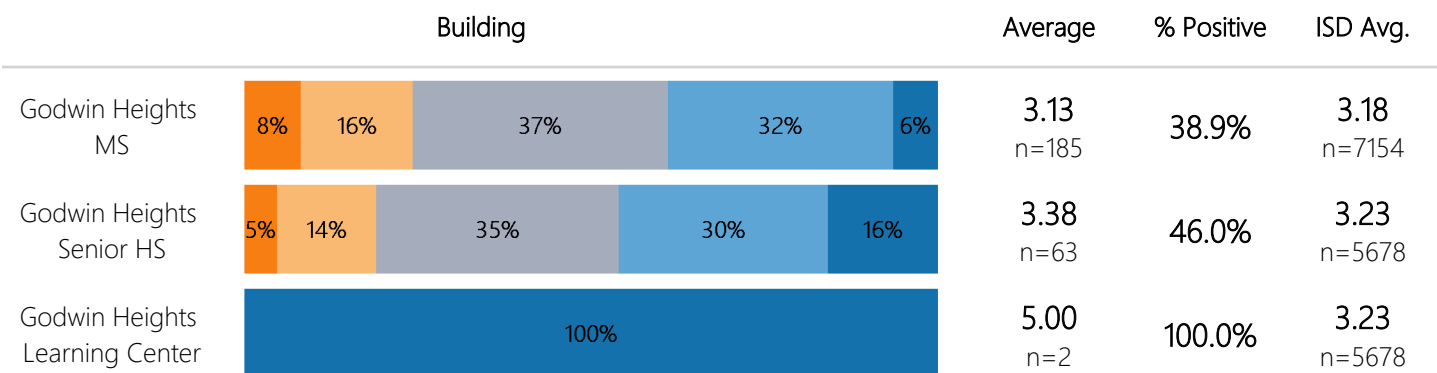
School Year: 2022-2023

Domain: Social and Emotional Learning

Sub Domain: Self-Management

Question: Are you able to ignore distractions to pay attention in class?

■ Not At All    
 ■ Slightly    
 ■ Somewhat    
 ■ Quite    
 ■ Extremely

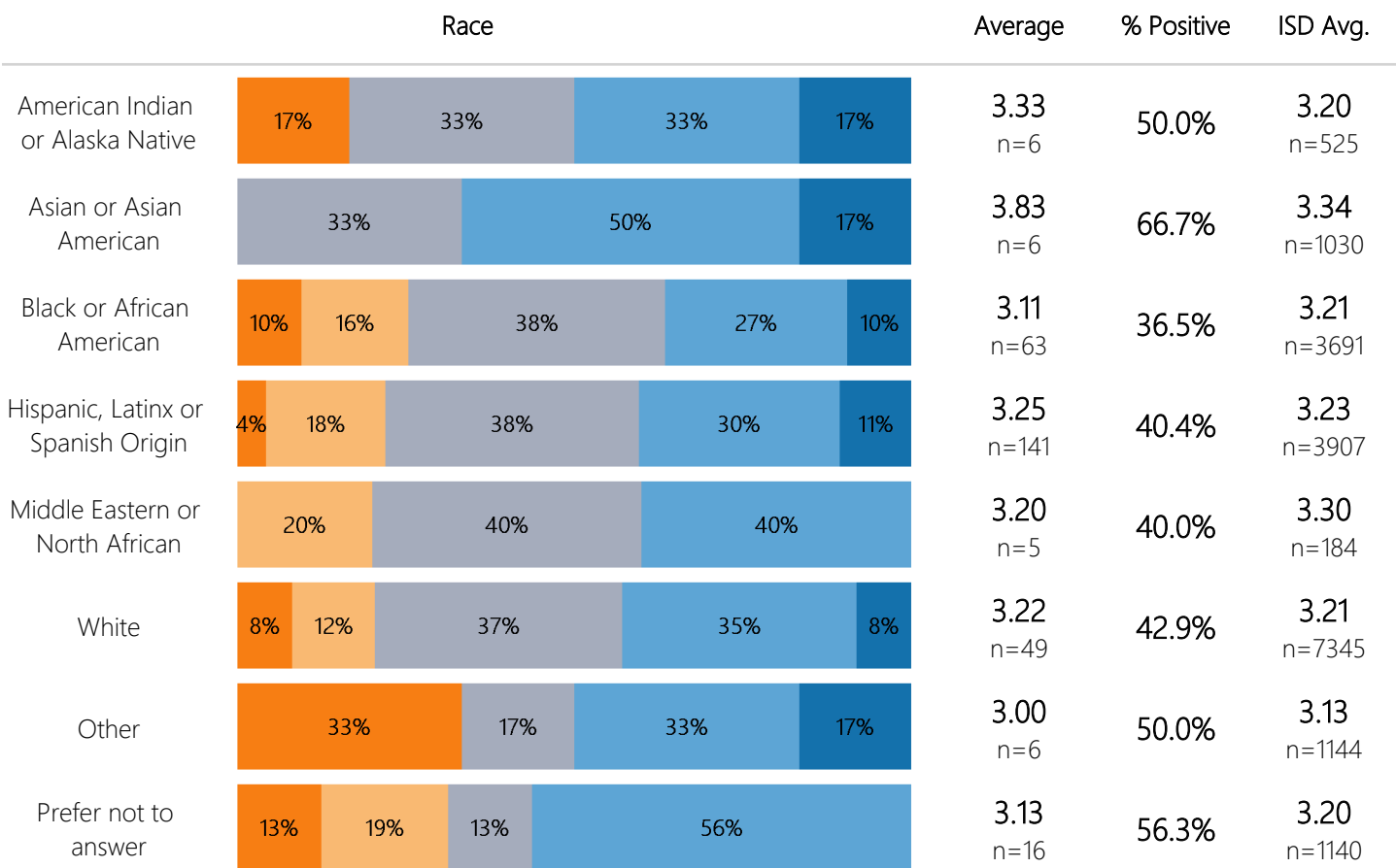


Domain: Social and Emotional Learning

Sub Domain: Self-Management

Question: Are you able to ignore distractions to pay attention in class?

■ Not At All    
 ■ Slightly    
 ■ Somewhat    
 ■ Quite    
 ■ Extremely





# MI Student VOICE Perception Survey - District

District: Godwin Heights Public Schools

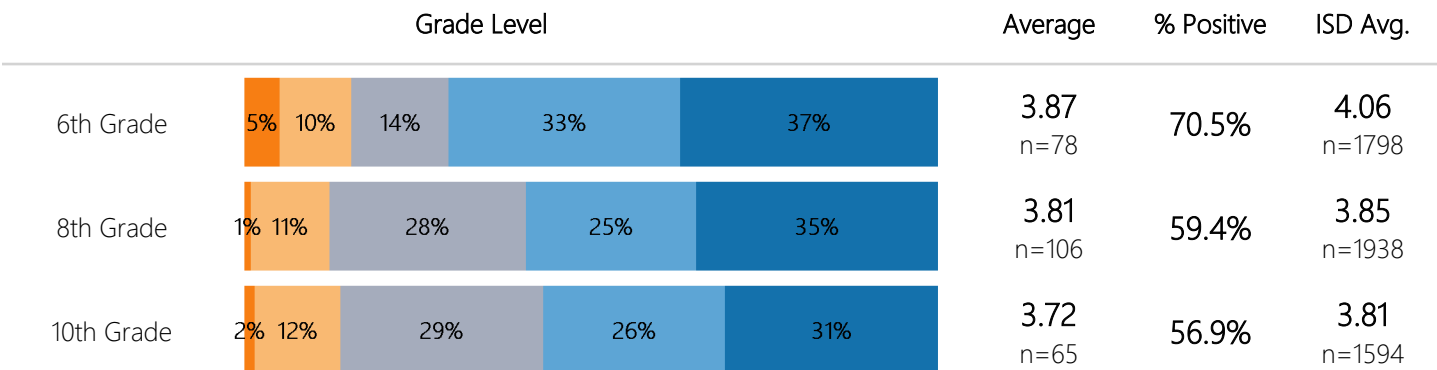
School Year: 2022-2023

Domain: Social and Emotional Learning

Sub Domain: Social-Awareness

Question: Do you care about other people's feelings?

■ Almost Never    
 ■ Rarely    
 ■ Sometimes    
 ■ Often    
 ■ Almost Always

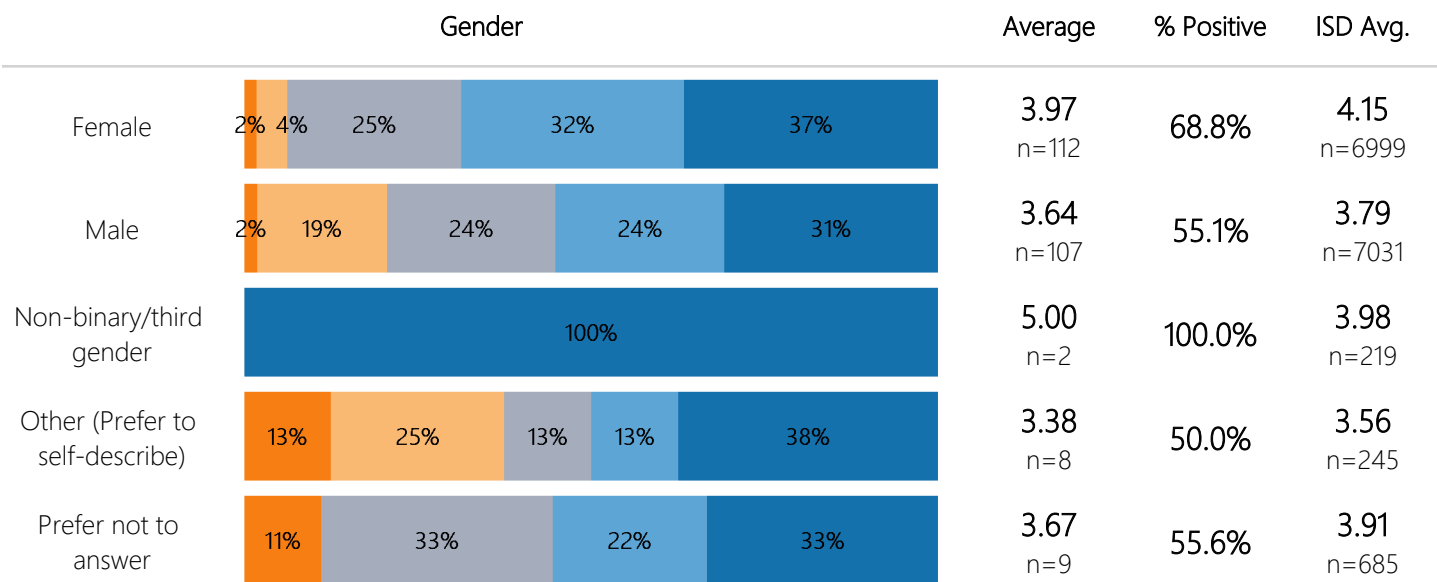


Domain: Social and Emotional Learning

Sub Domain: Social-Awareness

Question: Do you care about other people's feelings?

■ Almost Never    
 ■ Rarely    
 ■ Sometimes    
 ■ Often    
 ■ Almost Always



# MI Student VOICE Perception Survey - District

District: Godwin Heights Public Schools

School Year: 2022-2023

Domain: Social and Emotional Learning

Sub Domain: Social-Awareness

Question: Do you care about other people's feelings?

■ Almost Never    
 ■ Rarely    
 ■ Sometimes    
 ■ Often    
 ■ Almost Always

Building	Average	% Positive	ISD Avg.
Godwin Heights Learning Center	5.00 n=2	100.0%	3.83 n=5685
Godwin Heights MS	3.84 n=184	64.1%	3.97 n=7146
Godwin Heights Senior HS	3.68 n=63	55.6%	3.83 n=5685

Domain: Social and Emotional Learning

Sub Domain: Social-Awareness

Question: Do you care about other people's feelings?

■ Almost Never    
 ■ Rarely    
 ■ Sometimes    
 ■ Often    
 ■ Almost Always

Race	Average	% Positive	ISD Avg.
American Indian or Alaska Native	3.33 n=6	66.7%	3.82 n=523
Asian or Asian American	3.50 n=6	50.0%	3.97 n=1031
Black or African American	3.95 n=62	66.1%	3.75 n=3689
Hispanic, Latinx or Spanish Origin	3.74 n=141	60.3%	3.78 n=3908
Middle Eastern or North African	4.20 n=5	80.0%	3.83 n=184
White	4.02 n=48	68.8%	4.19 n=7343
Other	2.83 n=6	33.3%	3.92 n=1141
Prefer not to answer	3.69 n=16	56.3%	4.00 n=1141

# MI Student VOICE Perception Survey - District

District: Godwin Heights Public Schools

School Year: 2022-2023

Domain: Social and Emotional Learning

Sub Domain: Social-Awareness

Question: Do you respect other people's point of view, even if they disagree with you?

■ Almost Never    
 ■ Rarely    
 ■ Sometimes    
 ■ Often    
 ■ Almost Always

Grade Level	Average	% Positive	ISD Avg.
6th Grade	3.75 n=77	62.3%	3.87 n=1793
8th Grade	3.95 n=108	65.7%	3.85 n=1942
10th Grade	3.75 n=65	63.1%	3.91 n=1590

Domain: Social and Emotional Learning

Sub Domain: Social-Awareness

Question: Do you respect other people's point of view, even if they disagree with you?

■ Almost Never    
 ■ Rarely    
 ■ Sometimes    
 ■ Often    
 ■ Almost Always

Gender	Average	% Positive	ISD Avg.
Female	3.92 n=112	68.8%	4.00 n=6988
Male	3.73 n=109	58.7%	3.84 n=7017
Non-binary/third gender	3.50 n=2	50.0%	3.80 n=217
Other (Prefer to self-describe)	3.86 n=7	71.4%	3.60 n=245
Prefer not to answer	4.00 n=9	66.7%	3.88 n=681

# MI Student VOICE Perception Survey - District

District: Godwin Heights Public Schools

School Year: 2022-2023

Domain: Social and Emotional Learning

Sub Domain: Social-Awareness

Question: Do you respect other people's point of view, even if they disagree with you?

■ Almost Never    
 ■ Rarely    
 ■ Sometimes    
 ■ Often    
 ■ Almost Always

Building	Average	% Positive	ISD Avg.
Godwin Heights Senior HS	3.76 n=63	63.5%	3.91 n=5679
Godwin Heights MS	3.87 n=185	64.3%	3.87 n=7138
Godwin Heights Learning Center	3.50 n=2	50.0%	3.91 n=5679

Domain: Social and Emotional Learning

Sub Domain: Social-Awareness

Question: Do you respect other people's point of view, even if they disagree with you?

■ Almost Never    
 ■ Rarely    
 ■ Sometimes    
 ■ Often    
 ■ Almost Always

Race	Average	% Positive	ISD Avg.
American Indian or Alaska Native	4.00 n=6	66.7%	3.88 n=520
Asian or Asian American	3.83 n=6	66.7%	3.95 n=1030
Black or African American	3.86 n=63	61.9%	3.76 n=3681
Hispanic, Latinx or Spanish Origin	3.79 n=142	60.6%	3.86 n=3904
Middle Eastern or North African	3.80 n=5	80.0%	3.68 n=183
White	3.92 n=49	69.4%	4.04 n=7340
Other	3.60 n=5	60.0%	3.74 n=1137
Prefer not to answer	3.69 n=16	68.8%	3.92 n=1133

# MI Student VOICE Perception Survey - District

District: Godwin Heights Public Schools

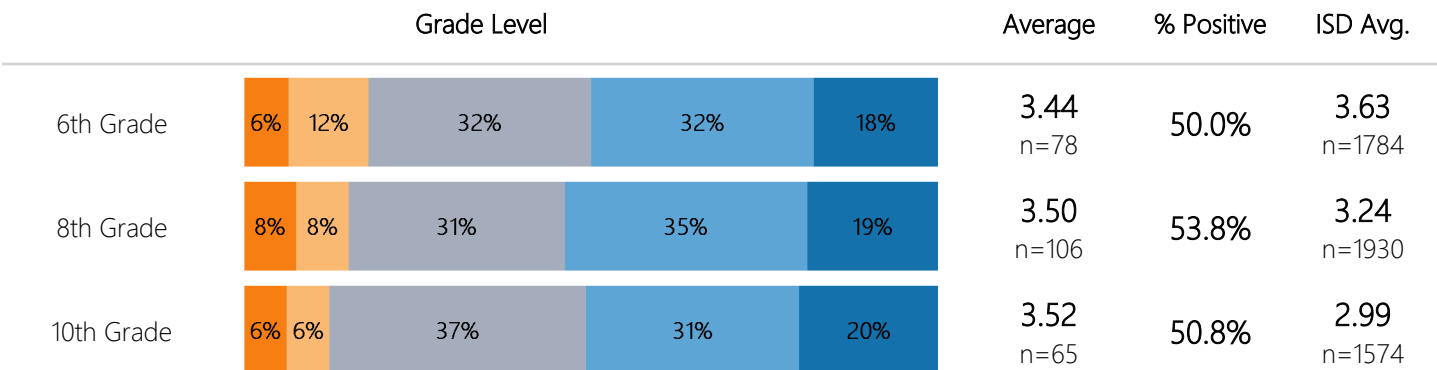
School Year: 2022-2023

Domain: Student Engagement

Sub Domain: Classroom climate

Question: Do your teachers talk about how your actions affect others?

■ Almost Never    
 ■ Rarely    
 ■ Sometimes    
 ■ Often    
 ■ Almost Always

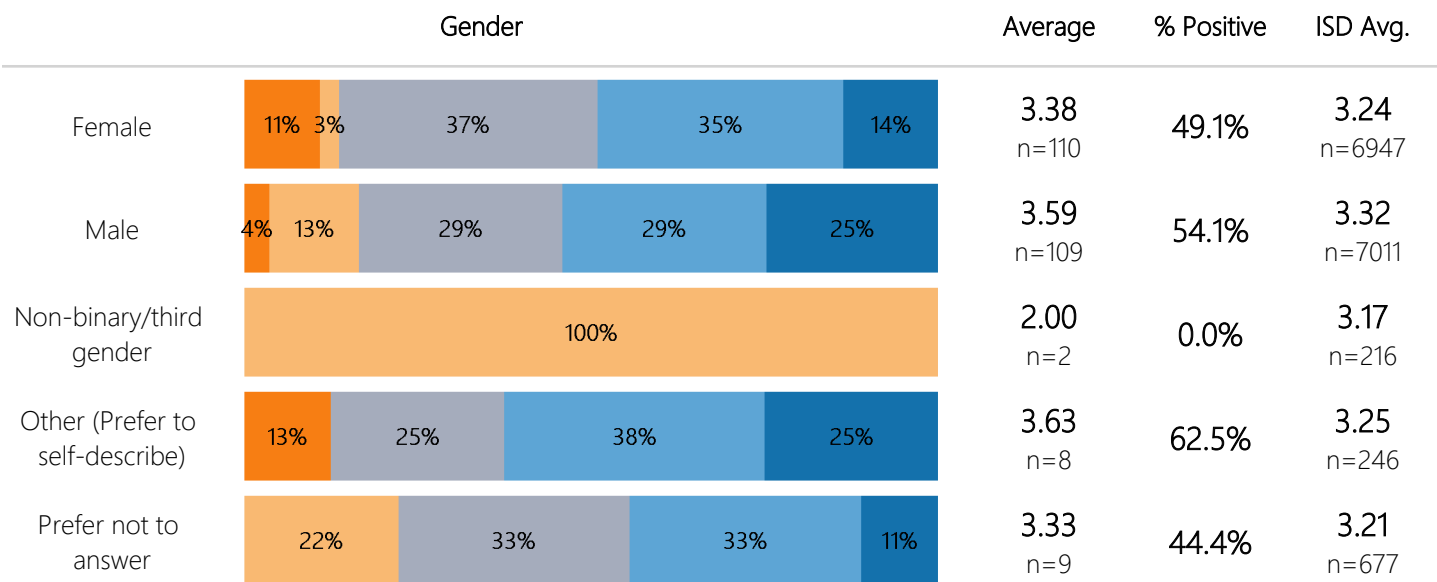


Domain: Student Engagement

Sub Domain: Classroom climate

Question: Do your teachers talk about how your actions affect others?

■ Almost Never    
 ■ Rarely    
 ■ Sometimes    
 ■ Often    
 ■ Almost Always



# MI Student VOICE Perception Survey - District

District: Godwin Heights Public Schools

School Year: 2022-2023

Domain: Student Engagement

Sub Domain: Classroom climate

Question: Do your teachers talk about how your actions affect others?

■ Almost Never    
 ■ Rarely    
 ■ Sometimes    
 ■ Often    
 ■ Almost Always

Building	Average	% Positive	ISD Avg.
Godwin Heights Senior HS	3.51 n=63	49.2%	2.97 n=5639
Godwin Heights Learning Center	4.00 n=2	100.0%	2.97 n=5639
Godwin Heights MS	3.47 n=184	52.2%	3.37 n=7117

Domain: Student Engagement

Sub Domain: Classroom climate

Question: Do your teachers talk about how your actions affect others?

■ Almost Never    
 ■ Rarely    
 ■ Sometimes    
 ■ Often    
 ■ Almost Always

Race	Average	% Positive	ISD Avg.
American Indian or Alaska Native	3.67 n=6	66.7%	3.18 n=519
Asian or Asian American	3.67 n=6	50.0%	3.29 n=1018
Black or African American	3.66 n=62	59.7%	3.35 n=3668
Hispanic, Latinx or Spanish Origin	3.42 n=142	48.6%	3.18 n=3896
Middle Eastern or North African	3.80 n=5	80.0%	3.18 n=186
White	3.58 n=48	54.2%	3.19 n=7315
Other	3.00 n=6	16.7%	3.31 n=1140
Prefer not to answer	3.63 n=16	56.3%	3.34 n=1126

# MI Student VOICE Perception Survey - District

District: Godwin Heights Public Schools

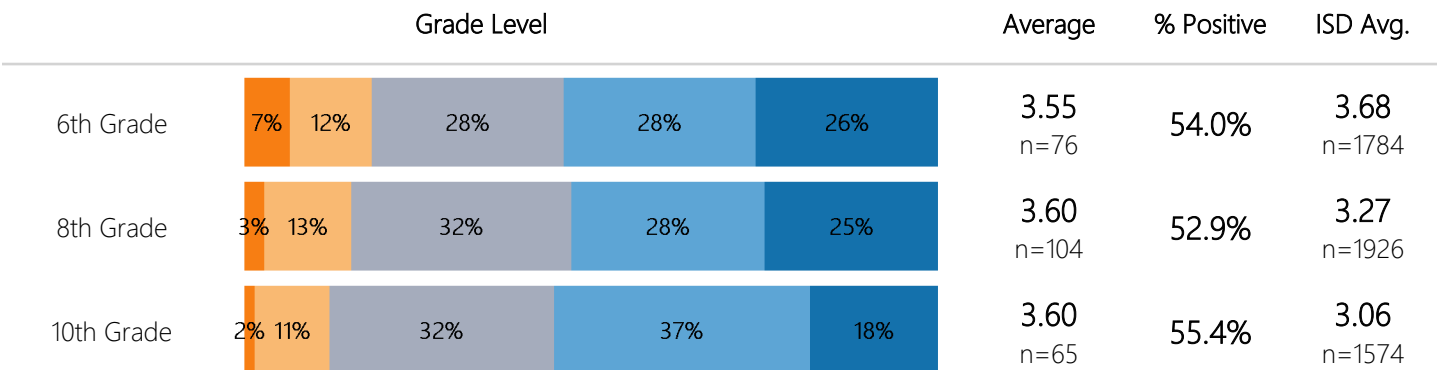
School Year: 2022-2023

Domain: Student Engagement

Sub Domain: Classroom climate

Question: Do your teachers talk about ways to resolve disagreements?

■ Almost Never    
 ■ Rarely    
 ■ Sometimes    
 ■ Often    
 ■ Almost Always

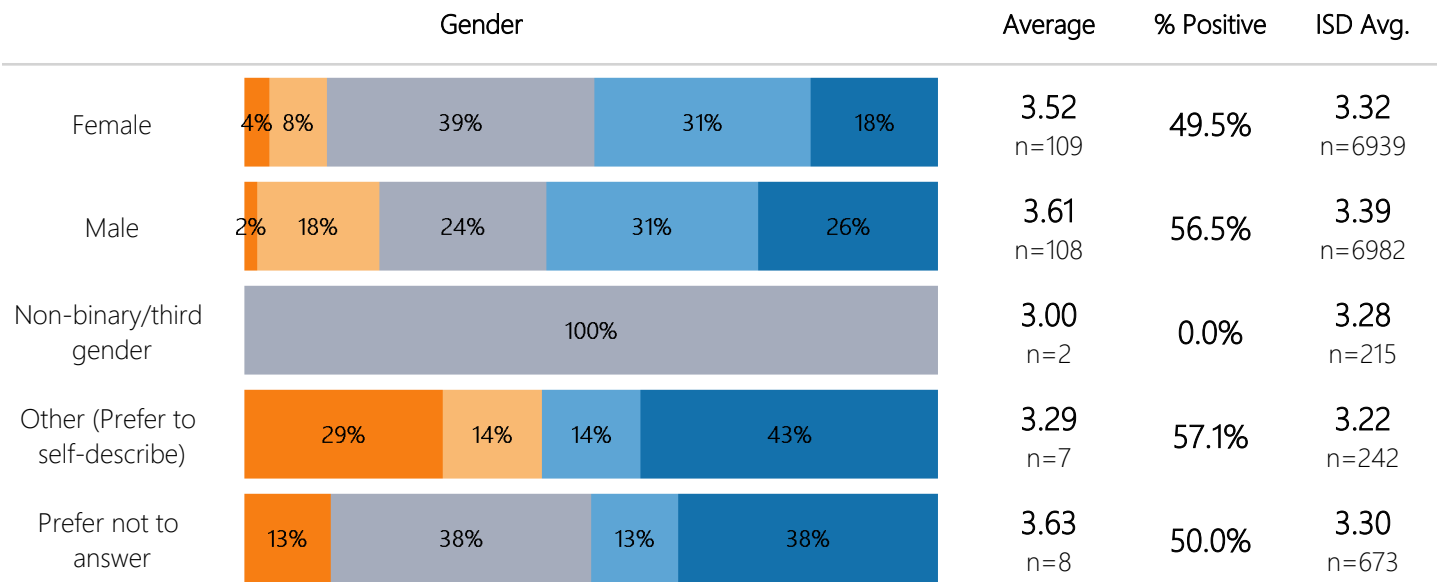


Domain: Student Engagement

Sub Domain: Classroom climate

Question: Do your teachers talk about ways to resolve disagreements?

■ Almost Never    
 ■ Rarely    
 ■ Sometimes    
 ■ Often    
 ■ Almost Always



# MI Student VOICE Perception Survey - District

District: Godwin Heights Public Schools

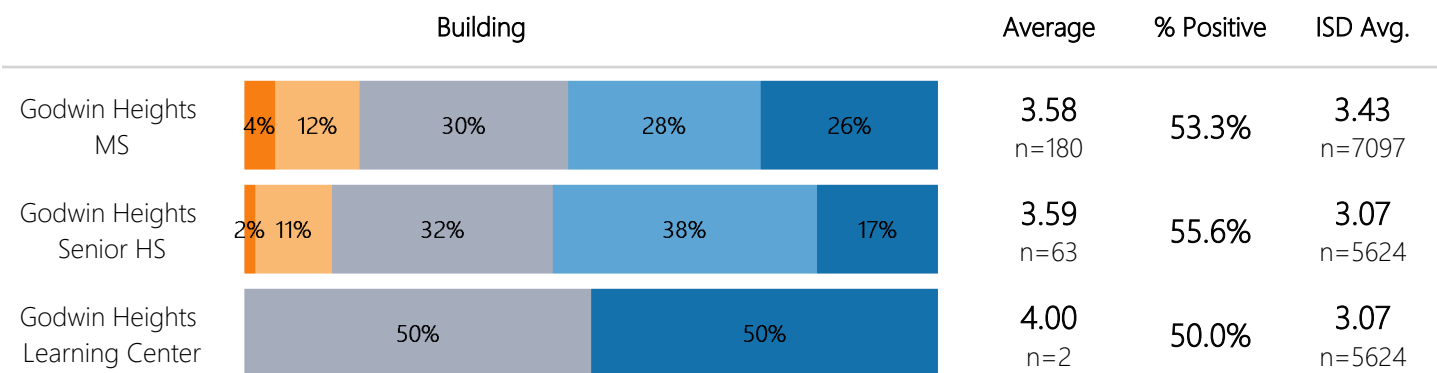
School Year: 2022-2023

Domain: Student Engagement

Sub Domain: Classroom climate

Question: Do your teachers talk about ways to resolve disagreements?

■ Almost Never   
 ■ Rarely   
 ■ Sometimes   
 ■ Often   
 ■ Almost Always

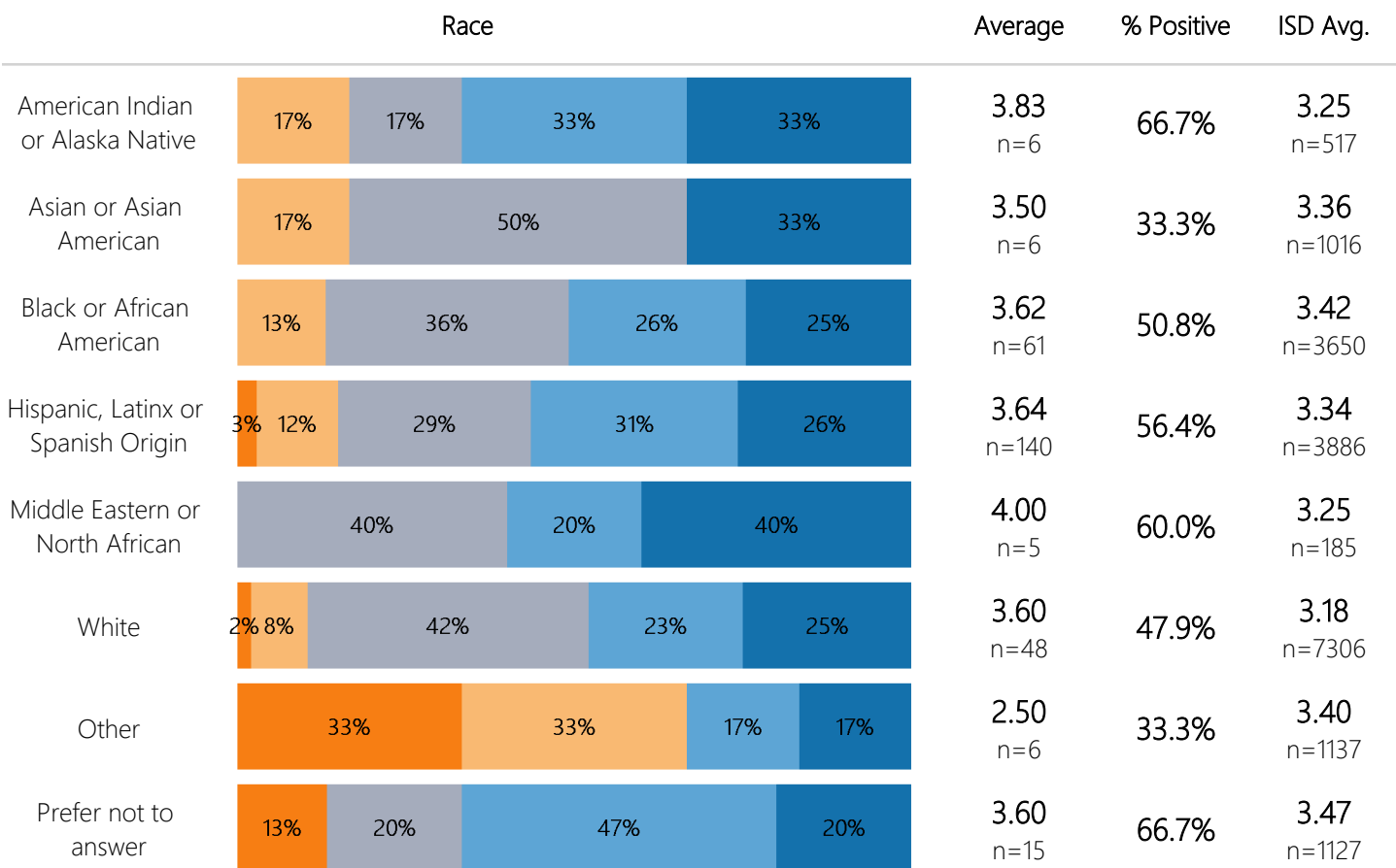


Domain: Student Engagement

Sub Domain: Classroom climate

Question: Do your teachers talk about ways to resolve disagreements?

■ Almost Never   
 ■ Rarely   
 ■ Sometimes   
 ■ Often   
 ■ Almost Always





# MI Student VOICE Perception Survey - District

District: Godwin Heights Public Schools

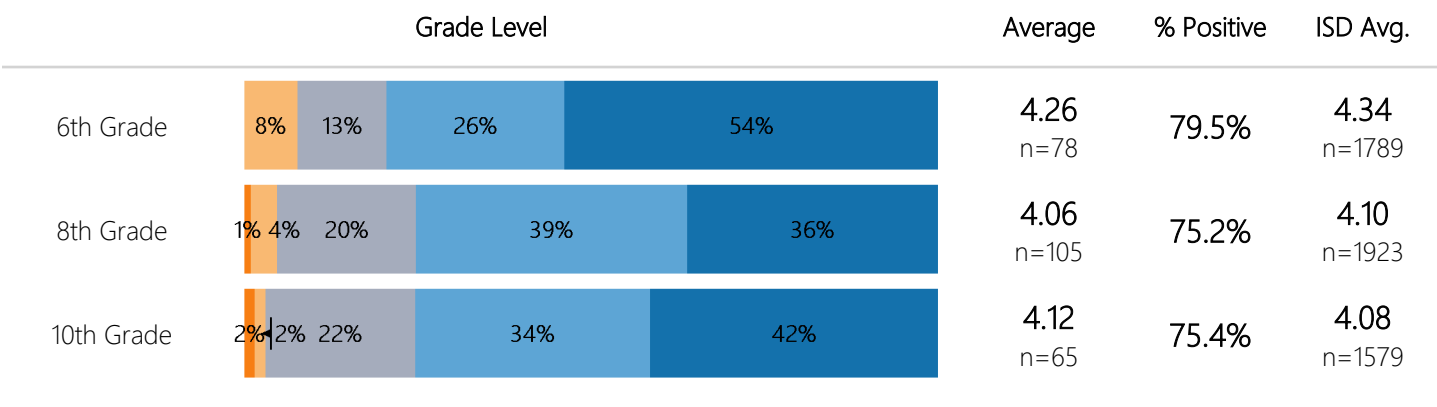
School Year: 2022-2023

Domain: Student Engagement

Sub Domain: Classroom rigor

Question: Do your teachers encourage you to do your best?

■ Almost never    
 ■ Rarely    
 ■ Sometimes    
 ■ Often    
 ■ Almost Always

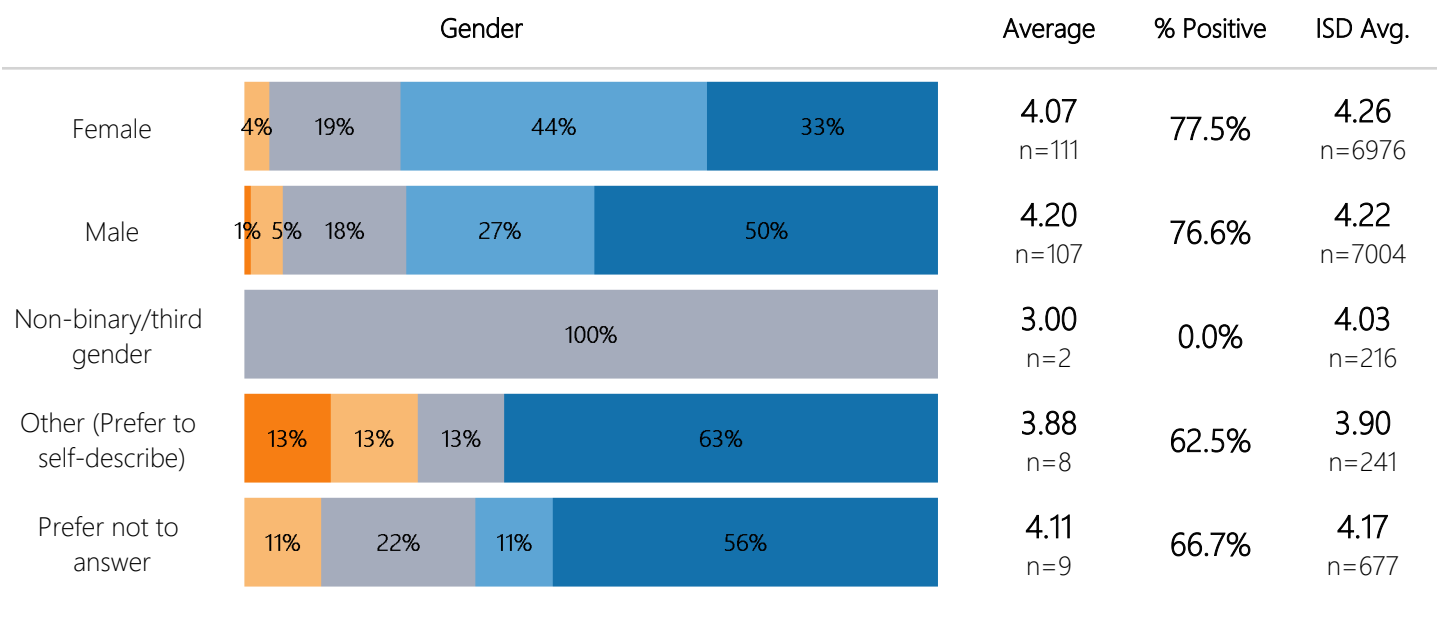


Domain: Student Engagement

Sub Domain: Classroom rigor

Question: Do your teachers encourage you to do your best?

■ Almost never    
 ■ Rarely    
 ■ Sometimes    
 ■ Often    
 ■ Almost Always



# MI Student VOICE Perception Survey - District

District: Godwin Heights Public Schools

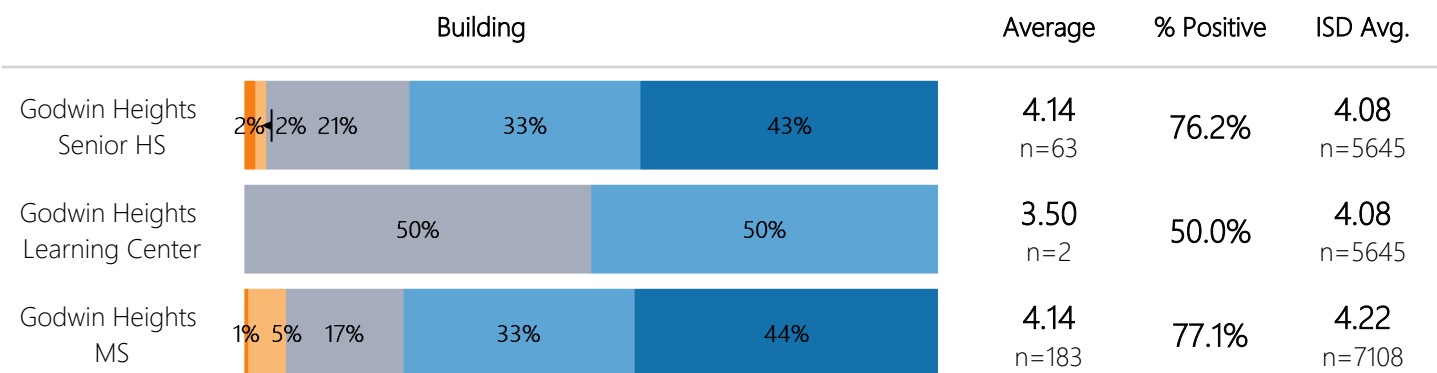
School Year: 2022-2023

Domain: Student Engagement

Sub Domain: Classroom rigor

Question: Do your teachers encourage you to do your best?

■ Almost never    
 ■ Rarely    
 ■ Sometimes    
 ■ Often    
 ■ Almost Always

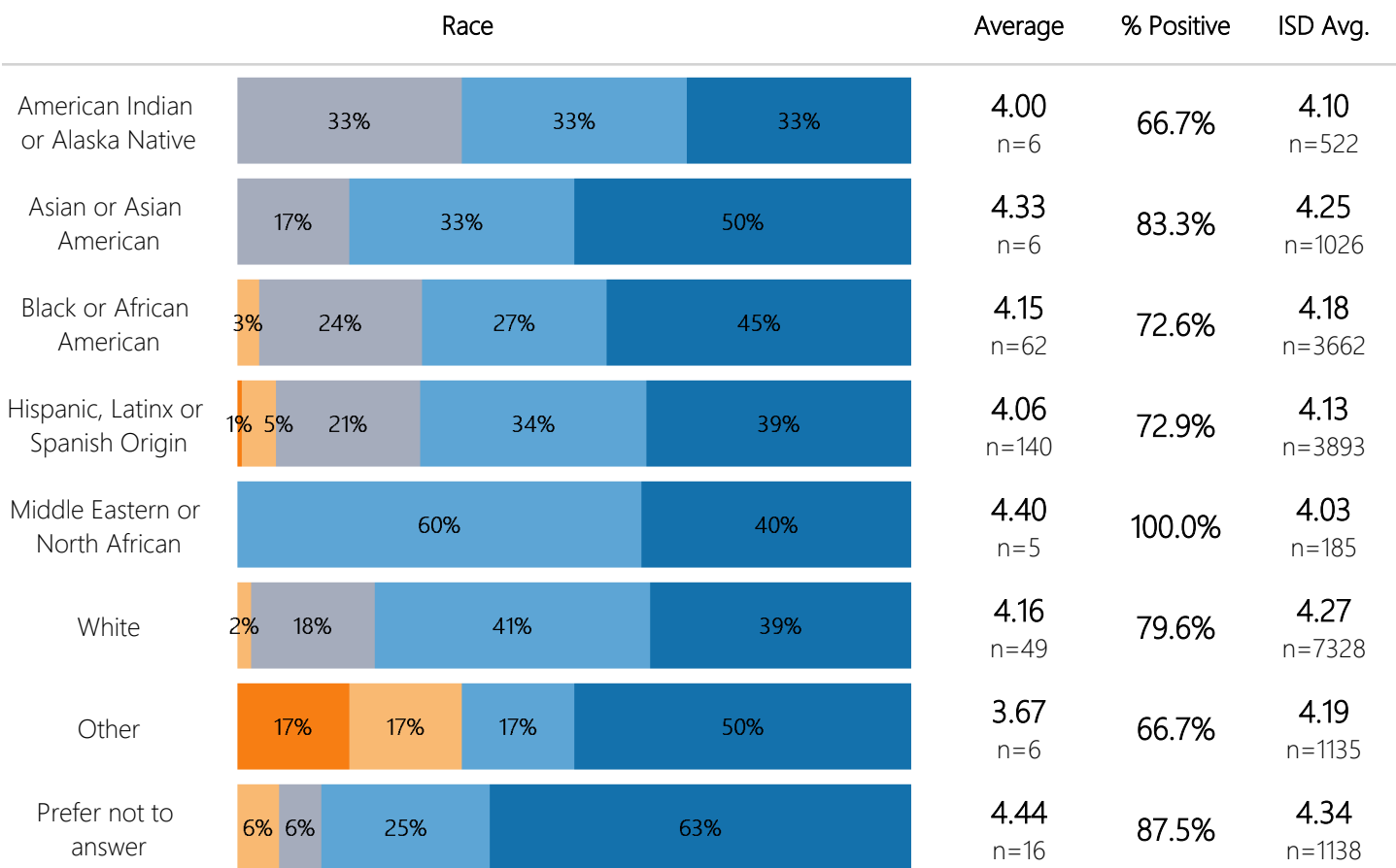


Domain: Student Engagement

Sub Domain: Classroom rigor

Question: Do your teachers encourage you to do your best?

■ Almost never    
 ■ Rarely    
 ■ Sometimes    
 ■ Often    
 ■ Almost Always



# MI Student VOICE Perception Survey - District

District: Godwin Heights Public Schools

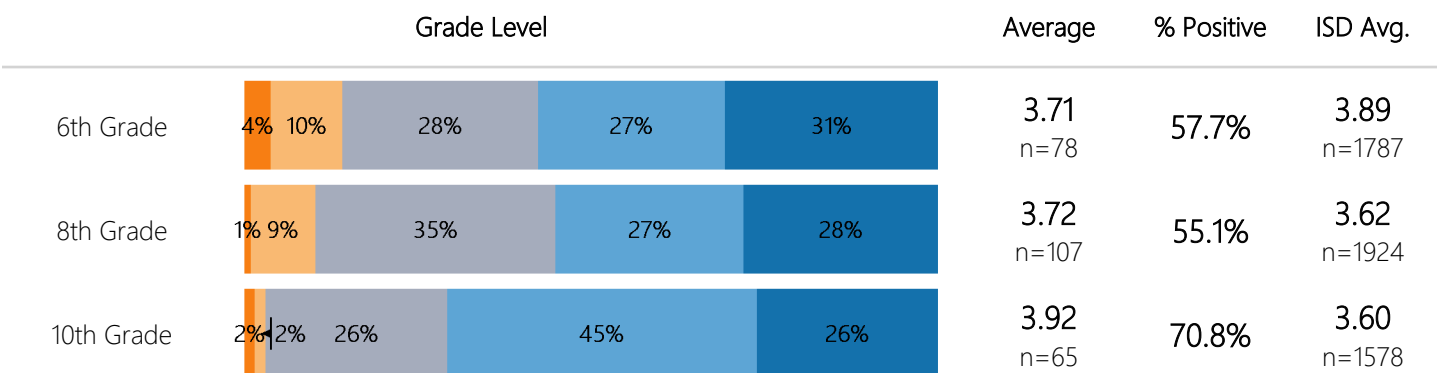
School Year: 2022-2023

Domain: Student Engagement

Sub Domain: Classroom rigor

Question: Do your teachers take time to make sure you understand the lesson?

■ Almost never    
 ■ Rarely    
 ■ Sometimes    
 ■ Often    
 ■ Almost Always

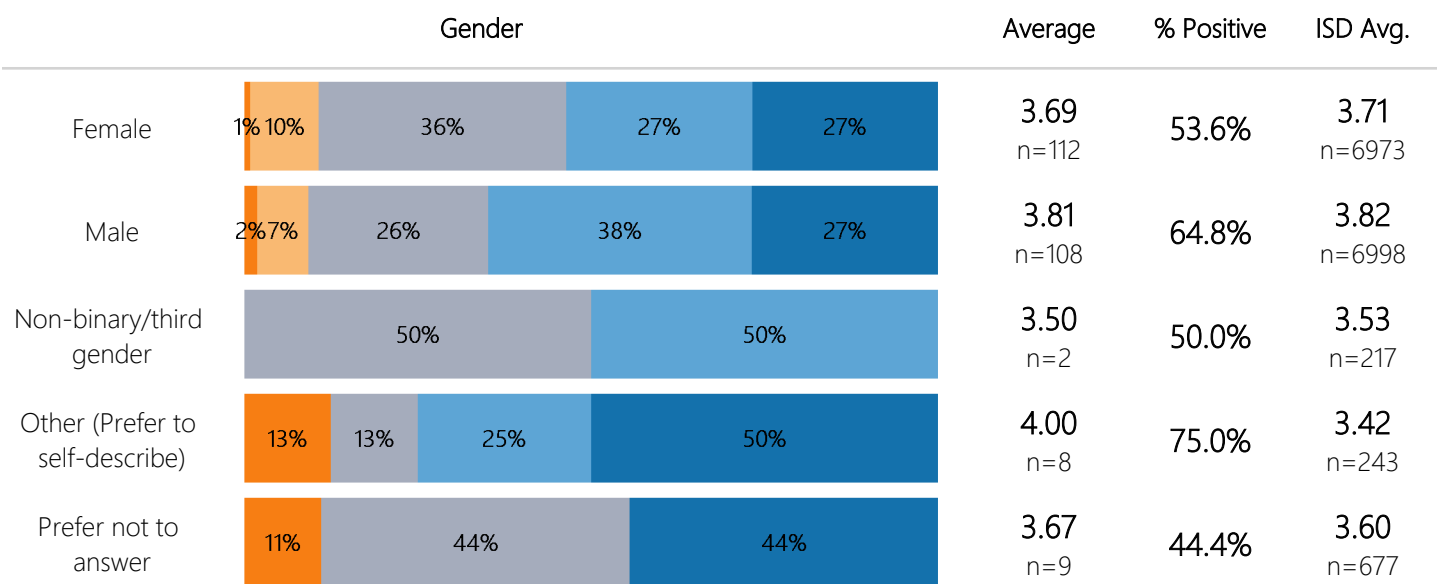


Domain: Student Engagement

Sub Domain: Classroom rigor

Question: Do your teachers take time to make sure you understand the lesson?

■ Almost never    
 ■ Rarely    
 ■ Sometimes    
 ■ Often    
 ■ Almost Always



# MI Student VOICE Perception Survey - District

District: Godwin Heights Public Schools

School Year: 2022-2023

Domain: Student Engagement

Sub Domain: Classroom rigor

Question: Do your teachers take time to make sure you understand the lesson?

■ Almost never    
 ■ Rarely    
 ■ Sometimes    
 ■ Often    
 ■ Almost Always

Building	Average	% Positive	ISD Avg.
Godwin Heights Learning Center	4.00 n=2	50.0%	3.60 n=5643
Godwin Heights MS	3.71 n=185	56.2%	3.76 n=7104
Godwin Heights Senior HS	3.92 n=63	71.4%	3.60 n=5643

Domain: Student Engagement

Sub Domain: Classroom rigor

Question: Do your teachers take time to make sure you understand the lesson?

■ Almost never    
 ■ Rarely    
 ■ Sometimes    
 ■ Often    
 ■ Almost Always

Race	Average	% Positive	ISD Avg.
American Indian or Alaska Native	3.50 n=6	50.0%	3.63 n=519
Asian or Asian American	4.00 n=6	66.7%	3.74 n=1024
Black or African American	3.71 n=63	54.0%	3.75 n=3665
Hispanic, Latinx or Spanish Origin	3.77 n=141	58.2%	3.71 n=3890
Middle Eastern or North African	4.00 n=5	80.0%	3.46 n=185
White	3.51 n=49	51.0%	3.71 n=7325
Other	3.50 n=6	66.7%	3.72 n=1137
Prefer not to answer	4.06 n=16	75.0%	3.87 n=1135

# MI Student VOICE Perception Survey - District

District: Godwin Heights Public Schools

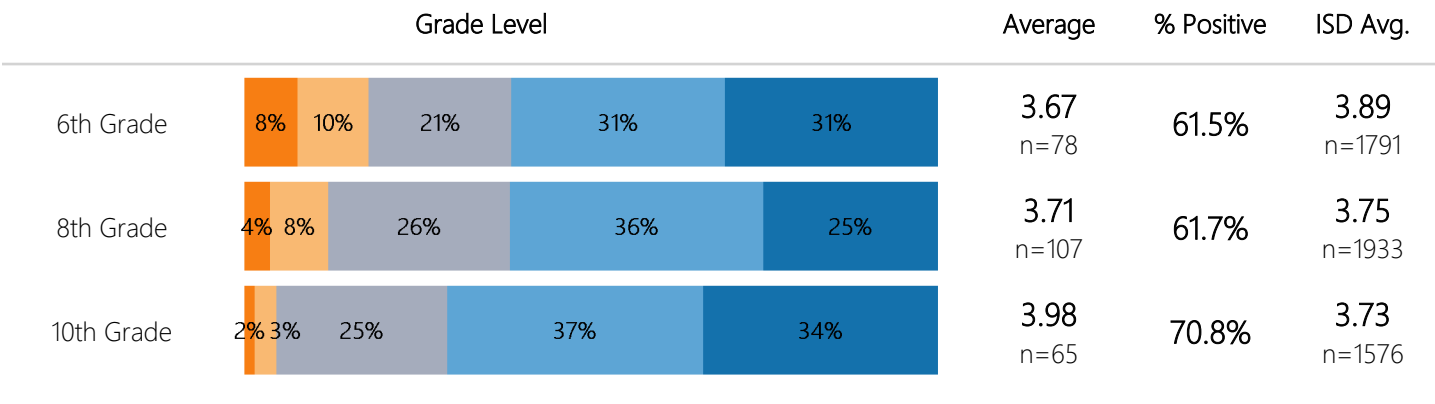
School Year: 2022-2023

Domain: Student Engagement

Sub Domain: Growth mindset

Question: Do you feel like you can get smarter with hard work?

■ Not At All    
 ■ Slightly    
 ■ Somewhat    
 ■ Quite    
 ■ Extremely

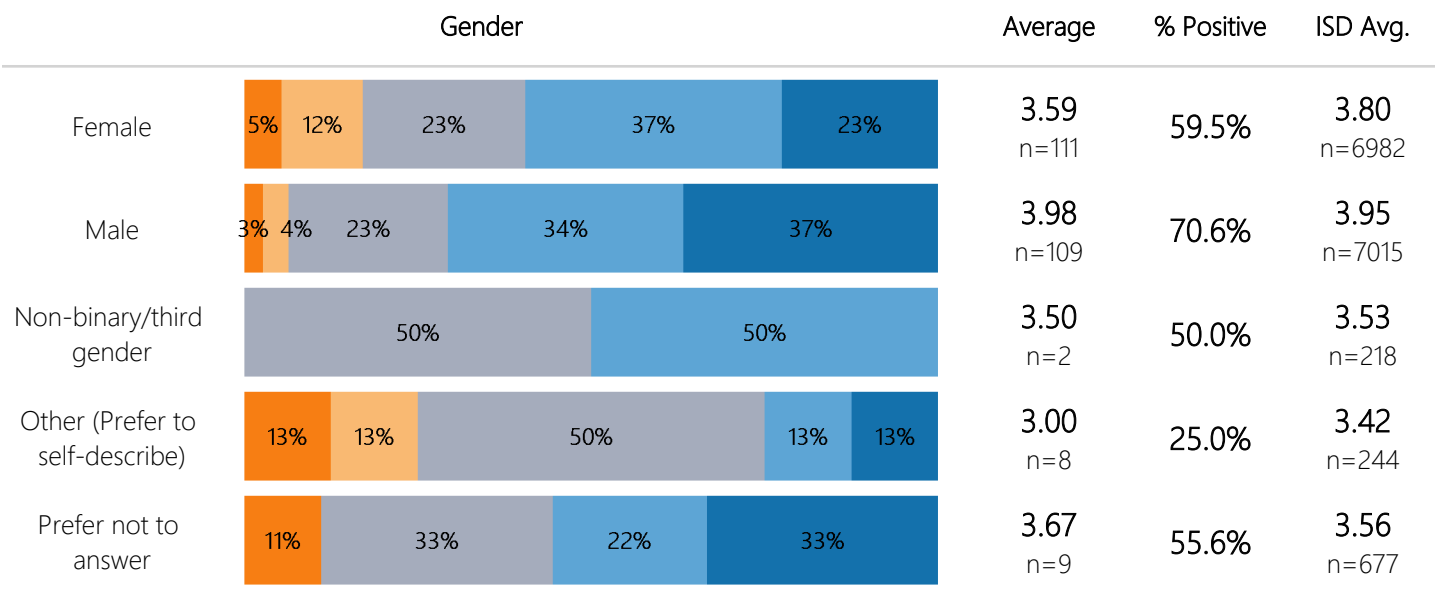


Domain: Student Engagement

Sub Domain: Growth mindset

Question: Do you feel like you can get smarter with hard work?

■ Not At All    
 ■ Slightly    
 ■ Somewhat    
 ■ Quite    
 ■ Extremely



# MI Student VOICE Perception Survey - District

District: Godwin Heights Public Schools

School Year: 2022-2023

Domain: Student Engagement

Sub Domain: Growth mindset

Question: Do you feel like you can get smarter with hard work?

■ Not At All    
 ■ Slightly    
 ■ Somewhat    
 ■ Quite    
 ■ Extremely

Building	Average	% Positive	ISD Avg.
Godwin Heights MS	3.69 n=185	61.6%	3.80 n=7125
Godwin Heights Learning Center	5.00 n=2	100.0%	3.74 n=5651
Godwin Heights Senior HS	3.95 n=63	69.8%	3.74 n=5651

Domain: Student Engagement

Sub Domain: Growth mindset

Question: Do you feel like you can get smarter with hard work?

■ Not At All    
 ■ Slightly    
 ■ Somewhat    
 ■ Quite    
 ■ Extremely

Race	Average	% Positive	ISD Avg.
American Indian or Alaska Native	3.83 n=6	83.3%	3.79 n=521
Asian or Asian American	4.17 n=6	83.3%	3.91 n=1022
Black or African American	3.87 n=63	61.9%	3.85 n=3669
Hispanic, Latinx or Spanish Origin	3.75 n=142	64.1%	3.72 n=3902
Middle Eastern or North African	2.60 n=5	20.0%	3.81 n=186
White	3.69 n=49	61.2%	3.88 n=7332
Other	3.17 n=6	33.3%	3.79 n=1141
Prefer not to answer	3.81 n=16	68.8%	3.77 n=1139

# MI Student VOICE Perception Survey - District

District: Godwin Heights Public Schools

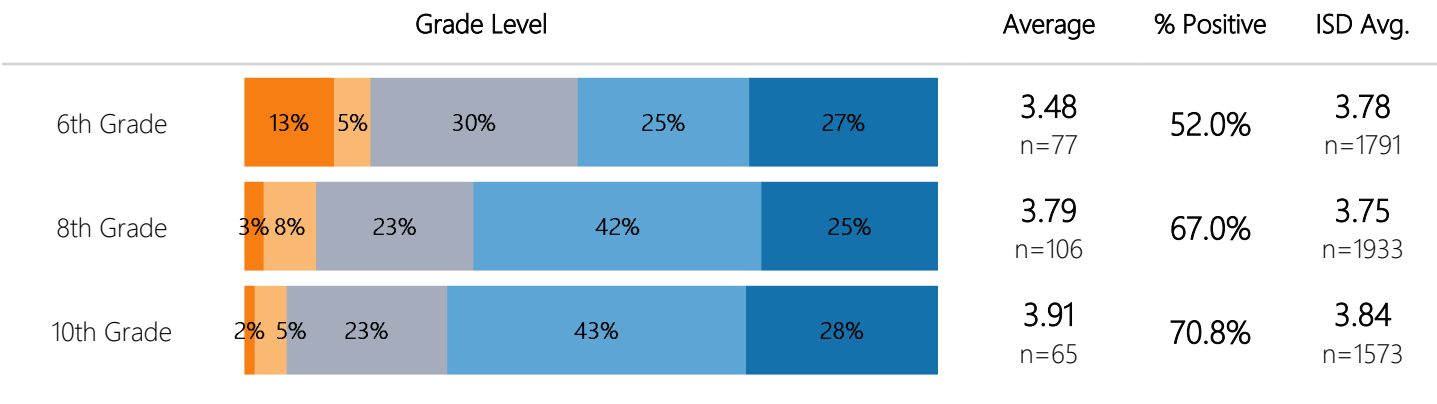
School Year: 2022-2023

Domain: Student Engagement

Sub Domain: Growth mindset

Question: Do you feel like you are capable of learning anything?

■ Not At All    
 ■ Slightly    
 ■ Somewhat    
 ■ Quite    
 ■ Extremely

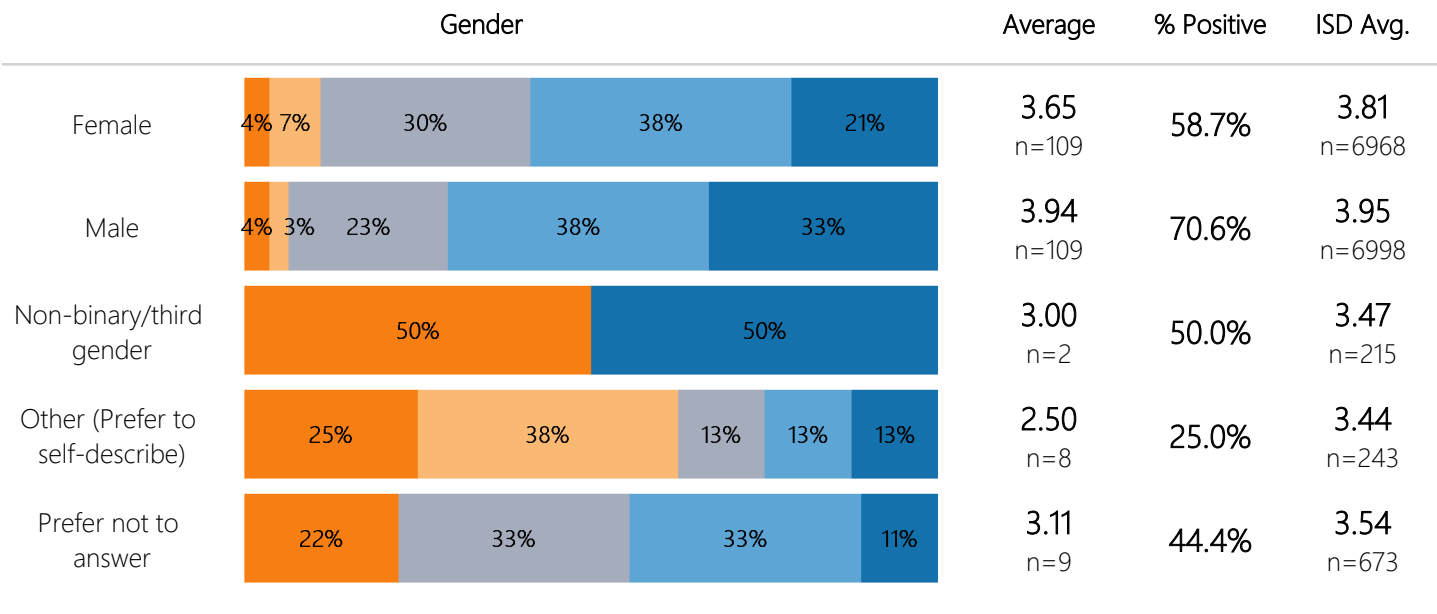


Domain: Student Engagement

Sub Domain: Growth mindset

Question: Do you feel like you are capable of learning anything?

■ Not At All    
 ■ Slightly    
 ■ Somewhat    
 ■ Quite    
 ■ Extremely



# MI Student VOICE Perception Survey - District

District: Godwin Heights Public Schools

School Year: 2022-2023

Domain: Student Engagement

Sub Domain: Growth mindset

Question: Do you feel like you are capable of learning anything?

■ Not At All    
 ■ Slightly    
 ■ Somewhat    
 ■ Quite    
 ■ Extremely

Building	Average	% Positive	ISD Avg.
Godwin Heights Learning Center	4.00 n=2	100.0%	3.84 n=5641
Godwin Heights Senior HS	3.90 n=63	69.8%	3.84 n=5641
Godwin Heights MS	3.66 n=183	60.7%	3.80 n=7113

Domain: Student Engagement

Sub Domain: Growth mindset

Question: Do you feel like you are capable of learning anything?

■ Not At All    
 ■ Slightly    
 ■ Somewhat    
 ■ Quite    
 ■ Extremely

Race	Average	% Positive	ISD Avg.
American Indian or Alaska Native	3.67 n=6	66.7%	3.83 n=518
Asian or Asian American	4.17 n=6	66.7%	3.87 n=1024
Black or African American	3.90 n=62	71.0%	3.93 n=3649
Hispanic, Latinx or Spanish Origin	3.77 n=141	63.8%	3.79 n=3895
Middle Eastern or North African	4.00 n=5	80.0%	3.85 n=185
White	3.78 n=49	65.3%	3.88 n=7330
Other	2.17 n=6	16.7%	3.77 n=1138
Prefer not to answer	3.31 n=16	50.0%	3.75 n=1132



# MI Student VOICE Perception Survey - District

District: Godwin Heights Public Schools

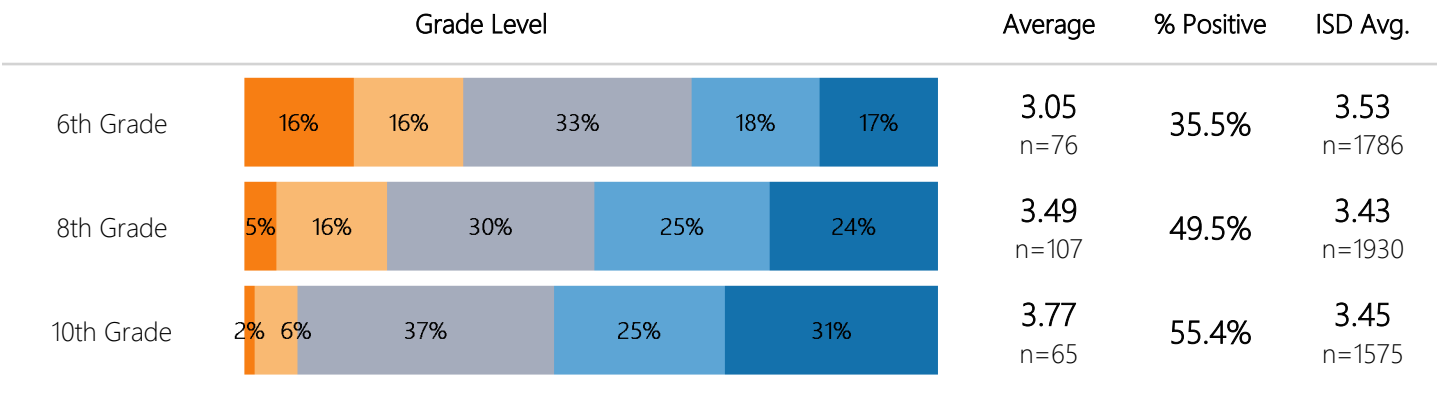
School Year: 2022-2023

Domain: Student Engagement

Sub Domain: Growth mindset

Question: Do you feel like you can do well on all your tests, even if they are hard?

■ Not At All    
 ■ Slightly    
 ■ Somewhat    
 ■ Quite    
 ■ Extremely

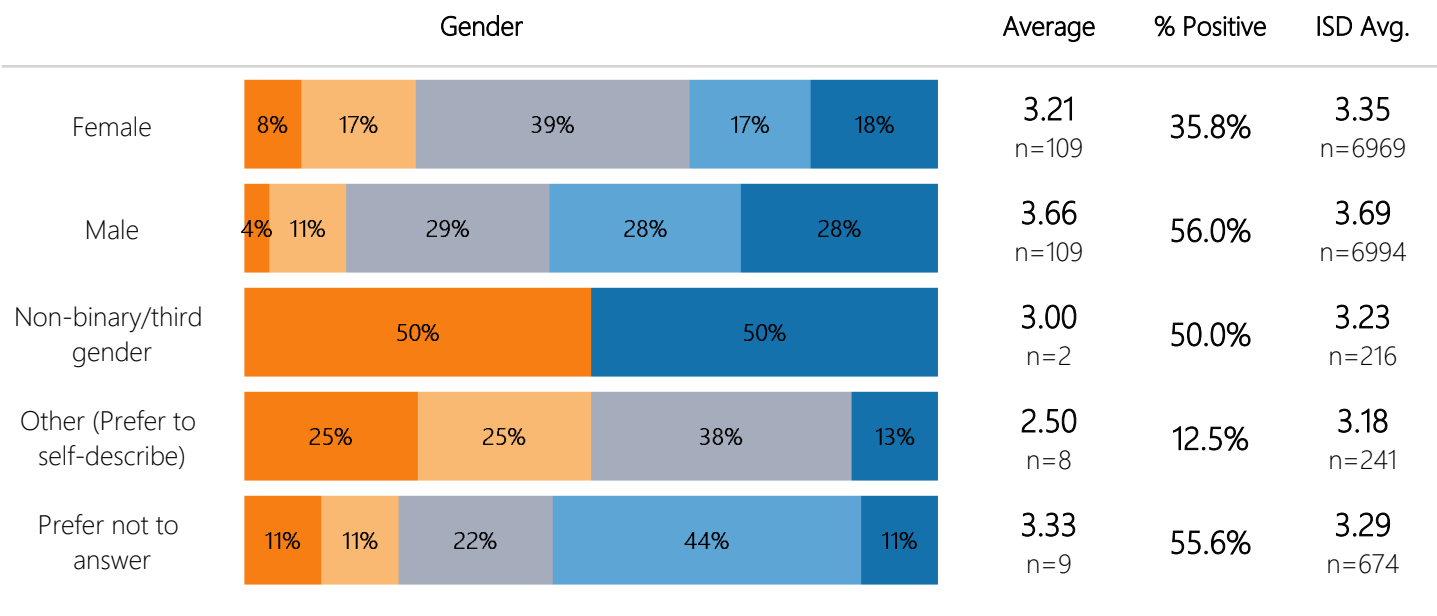


Domain: Student Engagement

Sub Domain: Growth mindset

Question: Do you feel like you can do well on all your tests, even if they are hard?

■ Not At All    
 ■ Slightly    
 ■ Somewhat    
 ■ Quite    
 ■ Extremely



# MI Student VOICE Perception Survey - District

District: Godwin Heights Public Schools

School Year: 2022-2023

Domain: Student Engagement

Sub Domain: Growth mindset

Question: Do you feel like you can do well on all your tests, even if they are hard?

■ Not At All    
 ■ Slightly    
 ■ Somewhat    
 ■ Quite    
 ■ Extremely

Building	Average	% Positive	ISD Avg.
Godwin Heights MS	3.31 n=183	43.7%	3.49 n=7108
Godwin Heights Senior HS	3.73 n=63	54.0%	3.46 n=5645
Godwin Heights Learning Center	5.00 n=2	100.0%	3.46 n=5645

Domain: Student Engagement

Sub Domain: Growth mindset

Question: Do you feel like you can do well on all your tests, even if they are hard?

■ Not At All    
 ■ Slightly    
 ■ Somewhat    
 ■ Quite    
 ■ Extremely

Race	Average	% Positive	ISD Avg.
American Indian or Alaska Native	3.83 n=6	83.3%	3.51 n=520
Asian or Asian American	4.33 n=6	83.3%	3.47 n=1023
Black or African American	3.63 n=62	46.8%	3.51 n=3663
Hispanic, Latinx or Spanish Origin	3.43 n=142	47.9%	3.39 n=3894
Middle Eastern or North African	3.20 n=5	40.0%	3.45 n=186
White	3.42 n=48	45.8%	3.57 n=7324
Other	2.50 n=6	16.7%	3.47 n=1132
Prefer not to answer	3.38 n=16	50.0%	3.44 n=1131

# MI Student VOICE Perception Survey - District

District: Godwin Heights Public Schools

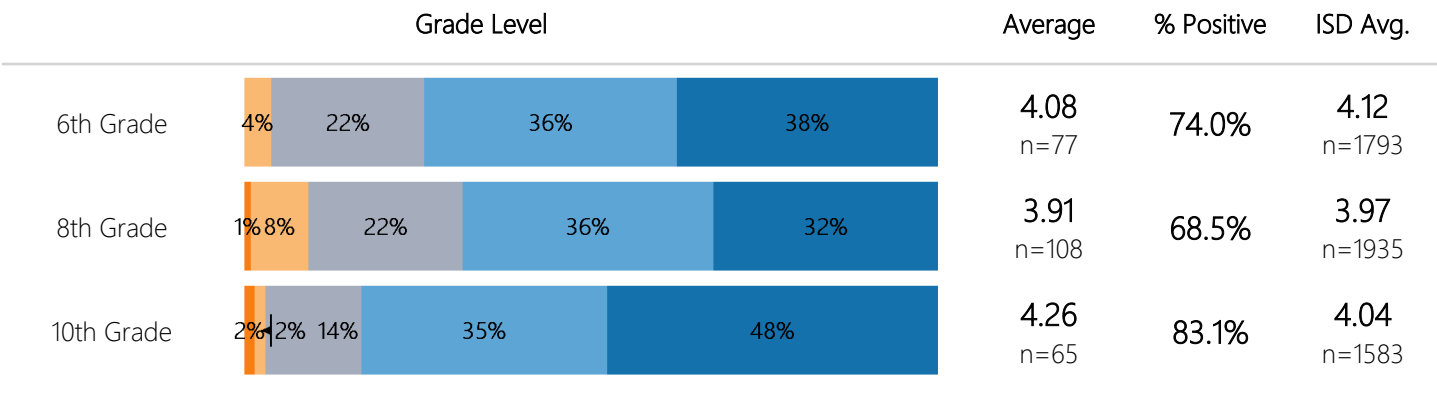
School Year: 2022-2023

Domain: Student Engagement

Sub Domain: Teacher relationships

Question: Are your teachers respectful towards you?

■ Not At All    
 ■ Slightly    
 ■ Somewhat    
 ■ Quite    
 ■ Extremely

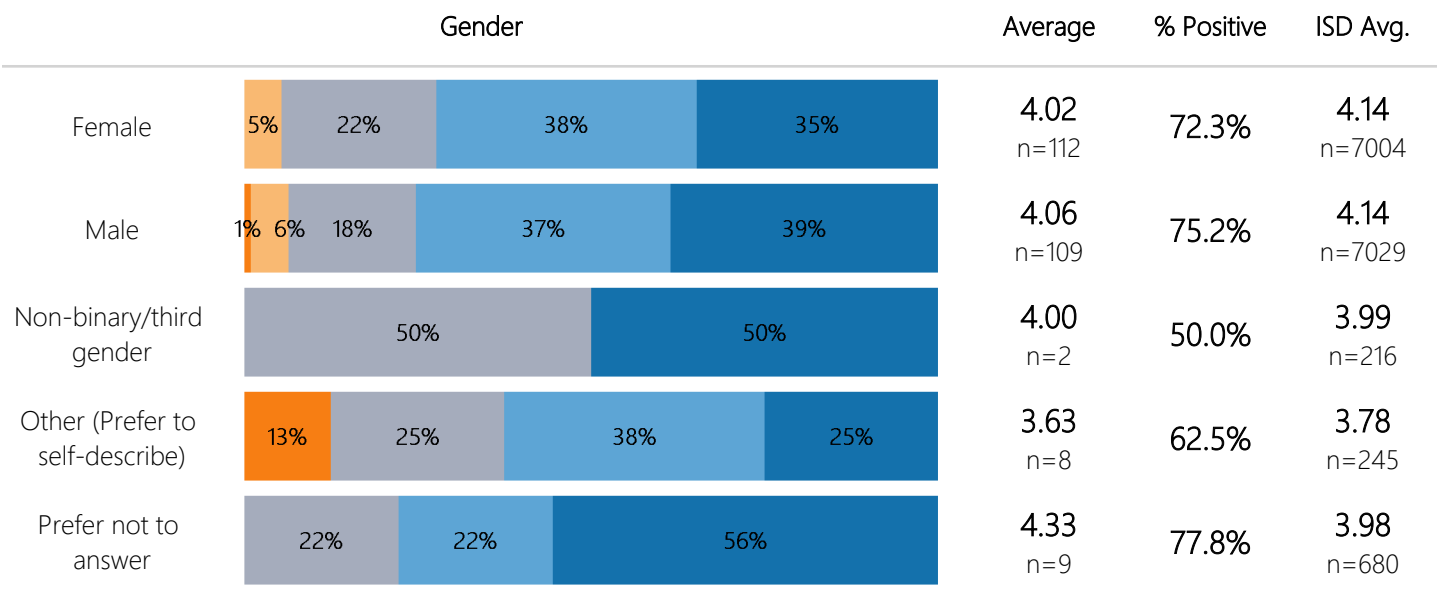


Domain: Student Engagement

Sub Domain: Teacher relationships

Question: Are your teachers respectful towards you?

■ Not At All    
 ■ Slightly    
 ■ Somewhat    
 ■ Quite    
 ■ Extremely



# MI Student VOICE Perception Survey - District

District: Godwin Heights Public Schools

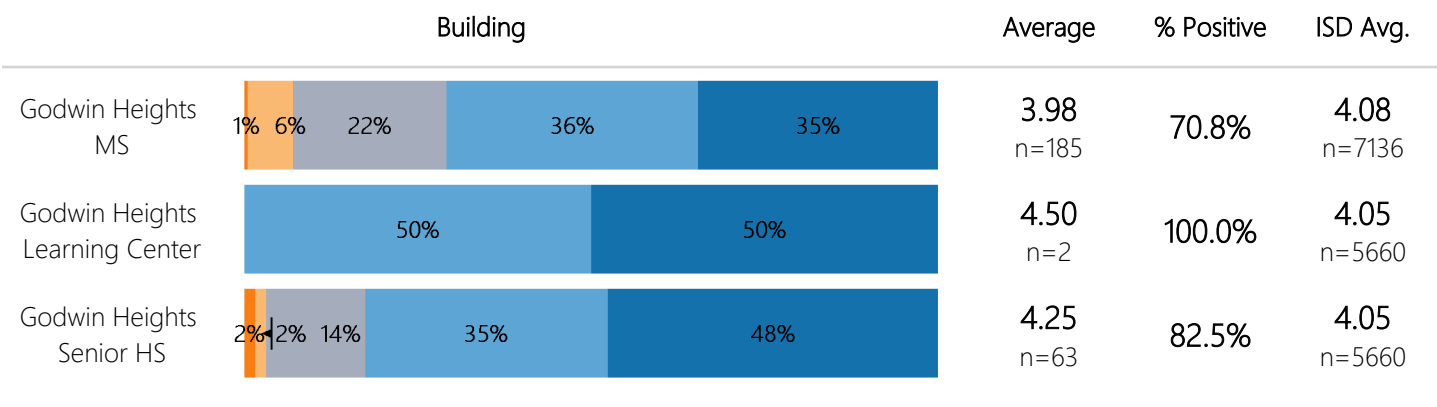
School Year: 2022-2023

Domain: Student Engagement

Sub Domain: Teacher relationships

Question: Are your teachers respectful towards you?

■ Not At All    
 ■ Slightly    
 ■ Somewhat    
 ■ Quite    
 ■ Extremely

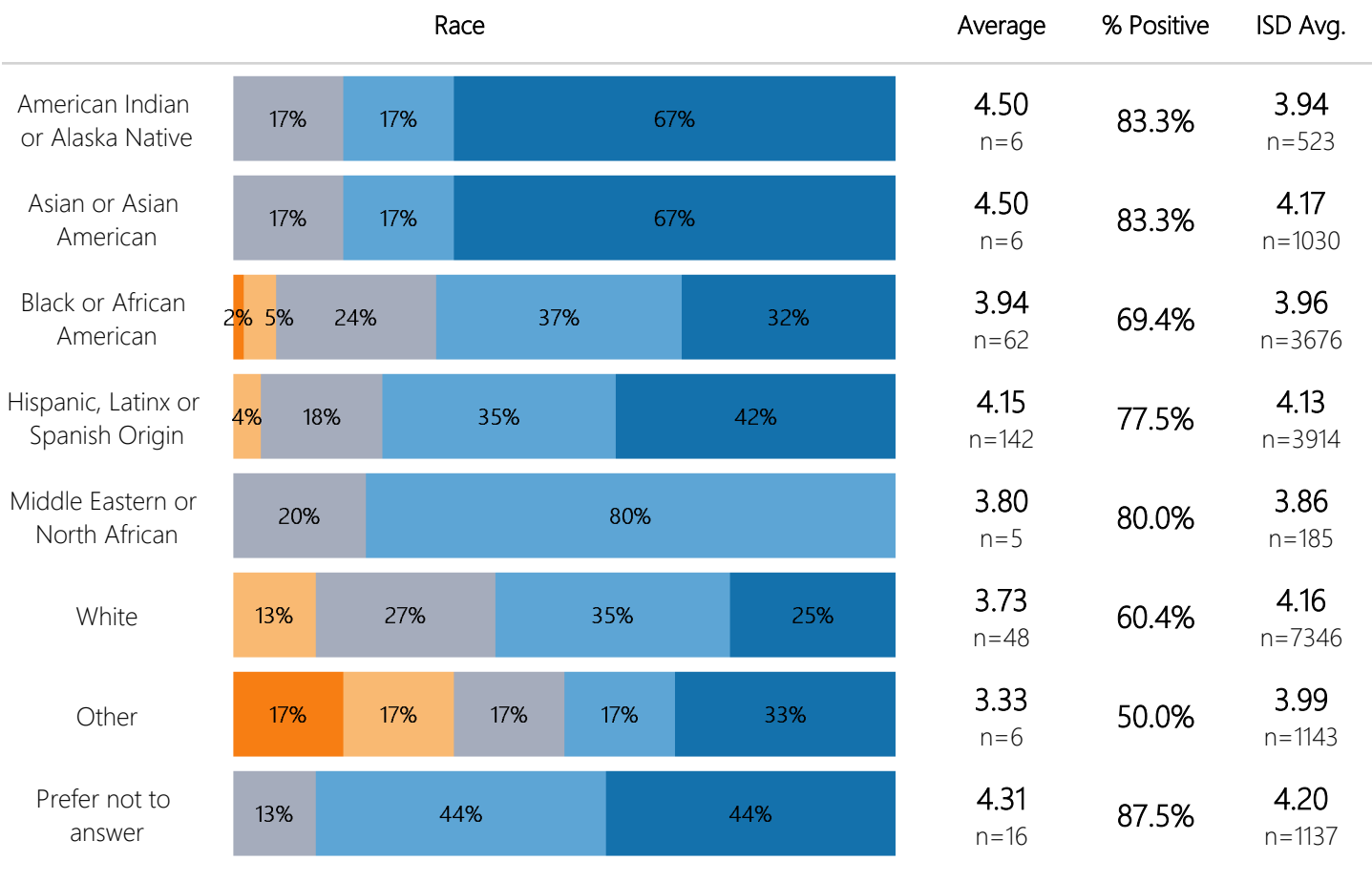


Domain: Student Engagement

Sub Domain: Teacher relationships

Question: Are your teachers respectful towards you?

■ Not At All    
 ■ Slightly    
 ■ Somewhat    
 ■ Quite    
 ■ Extremely



# MI Student VOICE Perception Survey - District

District: Godwin Heights Public Schools

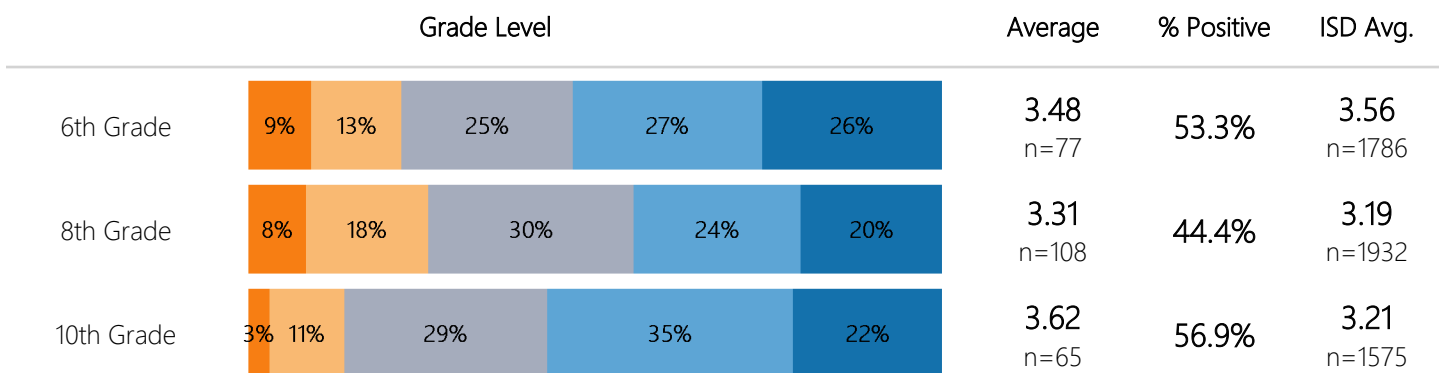
School Year: 2022-2023

Domain: Student Engagement

Sub Domain: Teacher relationships

Question: Would your teachers be concerned if you walked into your class upset?

■ Not At All    
 ■ Slightly    
 ■ Somewhat    
 ■ Quite    
 ■ Extremely

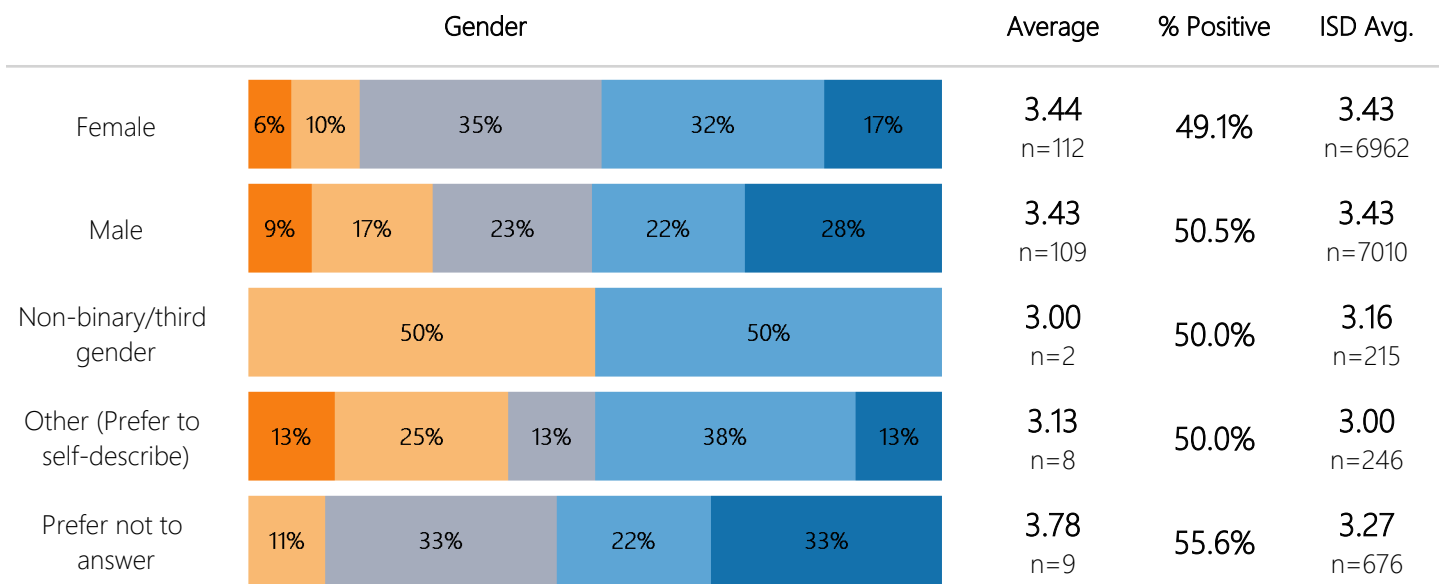


Domain: Student Engagement

Sub Domain: Teacher relationships

Question: Would your teachers be concerned if you walked into your class upset?

■ Not At All    
 ■ Slightly    
 ■ Somewhat    
 ■ Quite    
 ■ Extremely



# MI Student VOICE Perception Survey - District

District: Godwin Heights Public Schools

School Year: 2022-2023

Domain: Student Engagement

Sub Domain: Teacher relationships

Question: Would your teachers be concerned if you walked into your class upset?

■ Not At All    
 ■ Slightly    
 ■ Somewhat    
 ■ Quite    
 ■ Extremely

Building						Average	% Positive	ISD Avg.
Godwin Heights MS	9%	16%	28%	25%	23%	3.38 n=185	48.1%	3.38 n=7110
Godwin Heights Senior HS	3%	11%	29%	35%	22%	3.62 n=63	57.1%	3.24 n=5642
Godwin Heights Learning Center	50%		50%			3.50 n=2	50.0%	3.24 n=5642

Domain: Student Engagement

Sub Domain: Teacher relationships

Question: Would your teachers be concerned if you walked into your class upset?

■ Not At All    
 ■ Slightly    
 ■ Somewhat    
 ■ Quite    
 ■ Extremely

Race						Average	% Positive	ISD Avg.
American Indian or Alaska Native	33%	17%	17%	17%	17%	2.67 n=6	33.3%	3.34 n=519
Asian or Asian American	33%		33%	17%	17%	2.83 n=6	33.3%	3.45 n=1025
Black or African American	6%	13%	27%	24%	29%	3.56 n=62	53.2%	3.42 n=3670
Hispanic, Latinx or Spanish Origin	7%	13%	29%	30%	21%	3.46 n=142	51.4%	3.29 n=3901
Middle Eastern or North African	40%		40%		20%	2.80 n=5	20.0%	3.17 n=185
White	10%	13%	33%	21%	23%	3.33 n=48	43.8%	3.39 n=7332
Other	17%	17%	17%	33%	17%	3.17 n=6	50.0%	3.38 n=1136
Prefer not to answer	19%		25%	31%	25%	3.63 n=16	56.3%	3.56 n=1125

# MI Student VOICE Perception Survey - District

District: Godwin Heights Public Schools

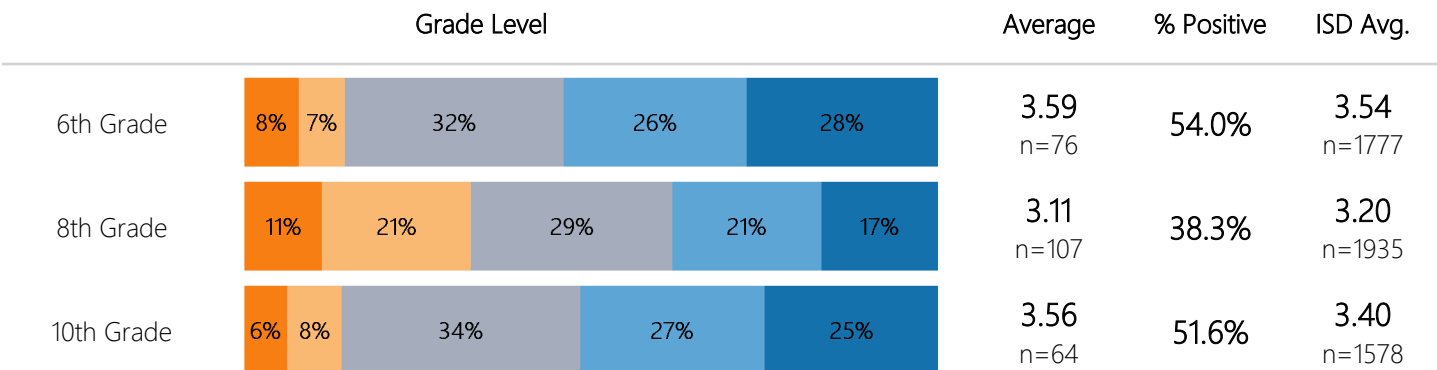
School Year: 2022-2023

Domain: Student Engagement

Sub Domain: Teacher relationships

Question: Would you be excited to have your teachers again?

■ Not At All    
 ■ Slightly    
 ■ Somewhat    
 ■ Quite    
 ■ Extremely

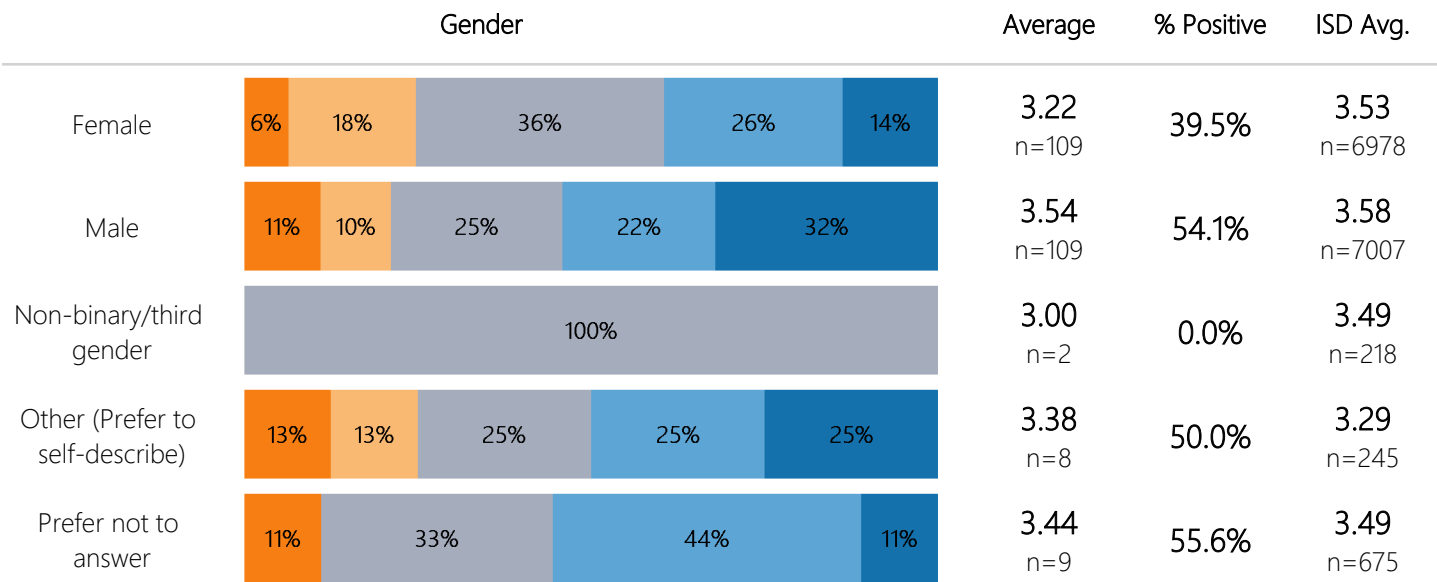


Domain: Student Engagement

Sub Domain: Teacher relationships

Question: Would you be excited to have your teachers again?

■ Not At All    
 ■ Slightly    
 ■ Somewhat    
 ■ Quite    
 ■ Extremely



# MI Student VOICE Perception Survey - District

District: Godwin Heights Public Schools

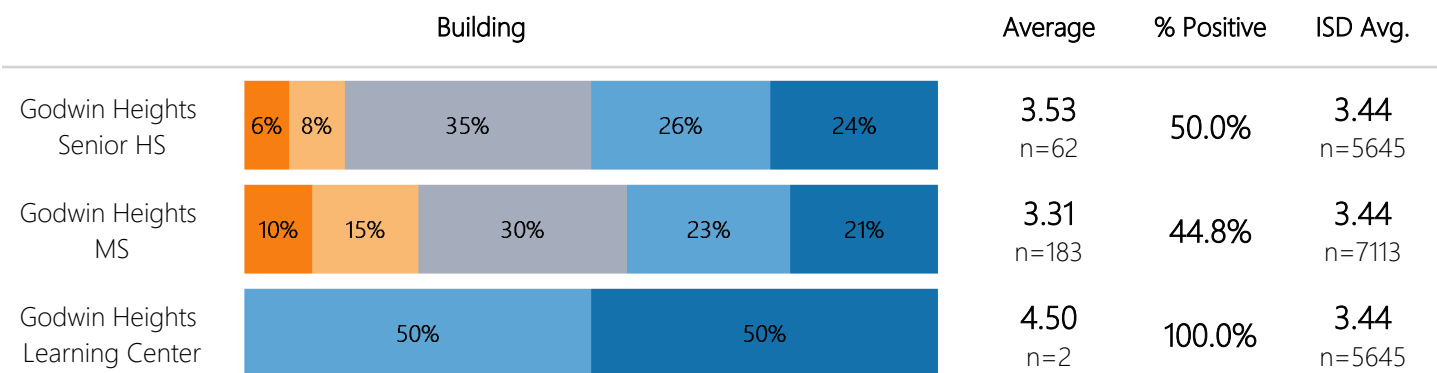
School Year: 2022-2023

Domain: Student Engagement

Sub Domain: Teacher relationships

Question: Would you be excited to have your teachers again?

■ Not At All    
 ■ Slightly    
 ■ Somewhat    
 ■ Quite    
 ■ Extremely

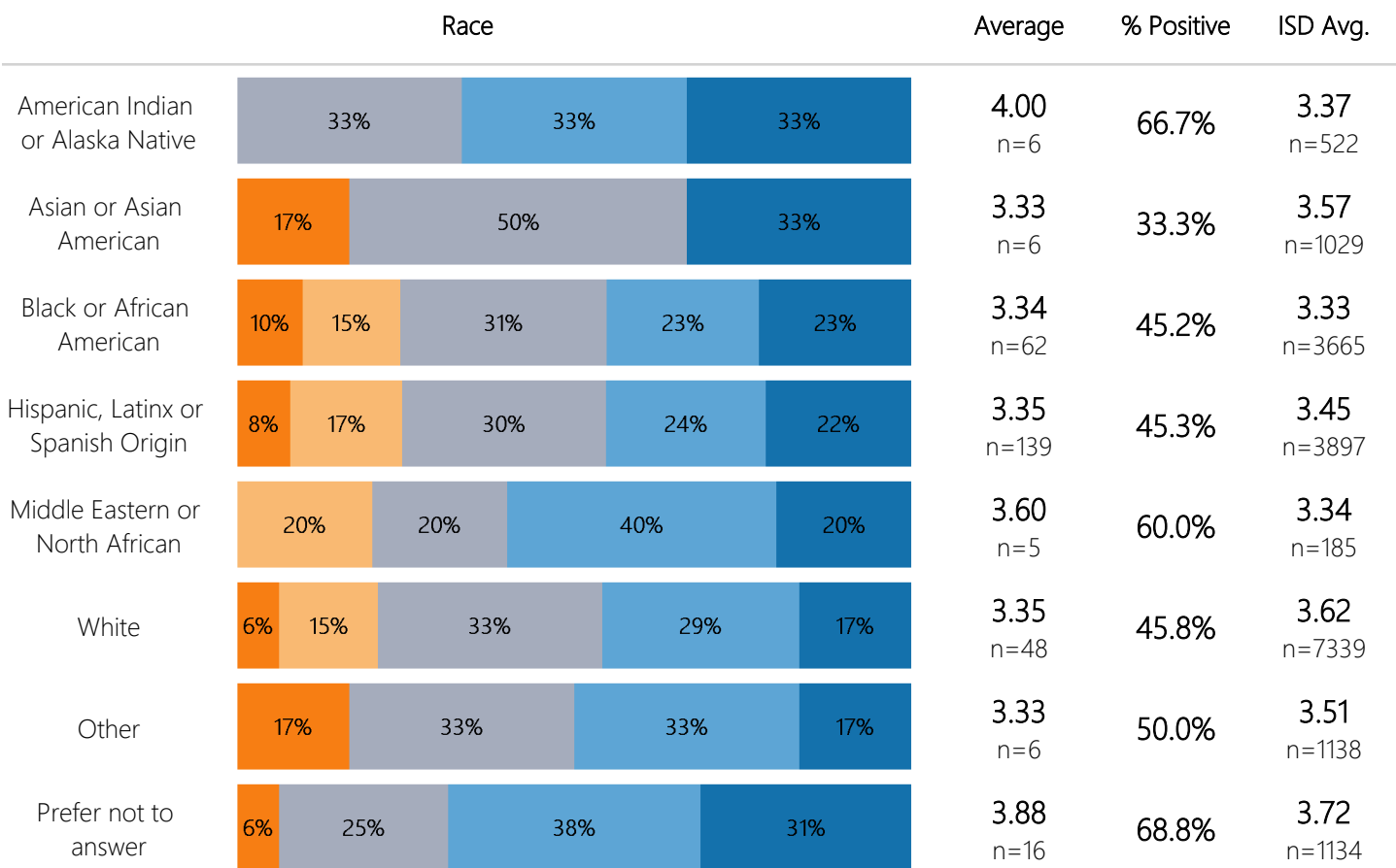


Domain: Student Engagement

Sub Domain: Teacher relationships

Question: Would you be excited to have your teachers again?

■ Not At All    
 ■ Slightly    
 ■ Somewhat    
 ■ Quite    
 ■ Extremely





# MI Student VOICE Perception Survey - District

District: Godwin Heights Public Schools

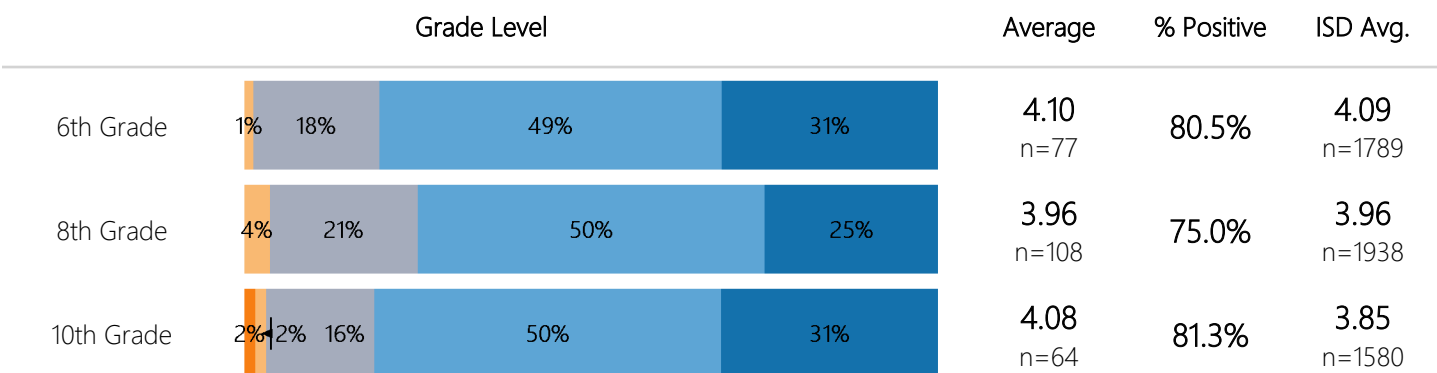
School Year: 2022-2023

Domain: Student Engagement

Sub Domain: Valuing the subject

Question: Do you put effort into paying attention in class?

■ Almost Never    
 ■ Rarely    
 ■ Sometimes    
 ■ Often    
 ■ Almost Always

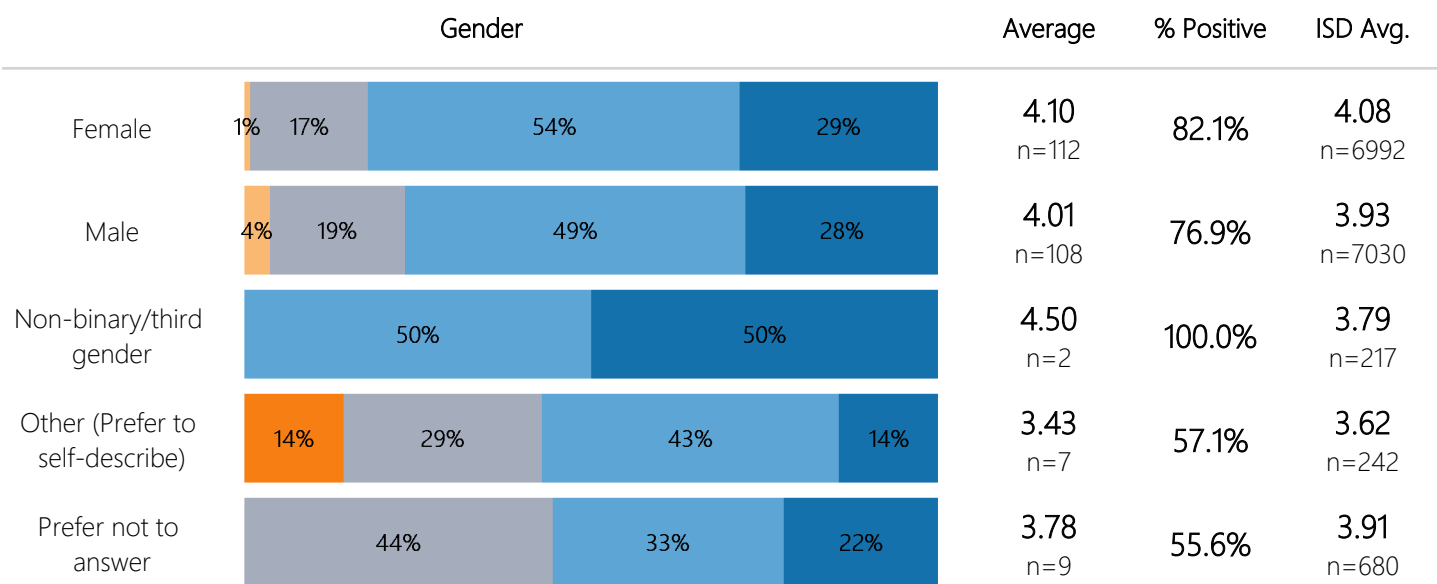


Domain: Student Engagement

Sub Domain: Valuing the subject

Question: Do you put effort into paying attention in class?

■ Almost Never    
 ■ Rarely    
 ■ Sometimes    
 ■ Often    
 ■ Almost Always



# MI Student VOICE Perception Survey - District

District: Godwin Heights Public Schools

School Year: 2022-2023

Domain: Student Engagement

Sub Domain: Valuing the subject

Question: Do you put effort into paying attention in class?

■ Almost Never   
 ■ Rarely   
 ■ Sometimes   
 ■ Often   
 ■ Almost Always

Building	Average	% Positive	ISD Avg.
Godwin Heights Senior HS	4.05 n=62	80.7%	3.88 n=5656
Godwin Heights MS	4.02 n=185	77.3%	4.02 n=7133
Godwin Heights Learning Center	5.00 n=2	100.0%	3.88 n=5656

Domain: Student Engagement

Sub Domain: Valuing the subject

Question: Do you put effort into paying attention in class?

■ Almost Never   
 ■ Rarely   
 ■ Sometimes   
 ■ Often   
 ■ Almost Always

Race	Average	% Positive	ISD Avg.
American Indian or Alaska Native	4.00 n=6	83.3%	3.96 n=523
Asian or Asian American	4.50 n=6	83.3%	4.00 n=1027
Black or African American	4.00 n=62	77.4%	3.91 n=3673
Hispanic, Latinx or Spanish Origin	4.05 n=142	78.9%	3.92 n=3912
Middle Eastern or North African	4.20 n=5	100.0%	3.91 n=186
White	4.02 n=49	79.6%	4.07 n=7346
Other	3.80 n=5	80.0%	3.90 n=1142
Prefer not to answer	4.13 n=16	81.3%	4.10 n=1135

# MI Student VOICE Perception Survey - District

District: Godwin Heights Public Schools

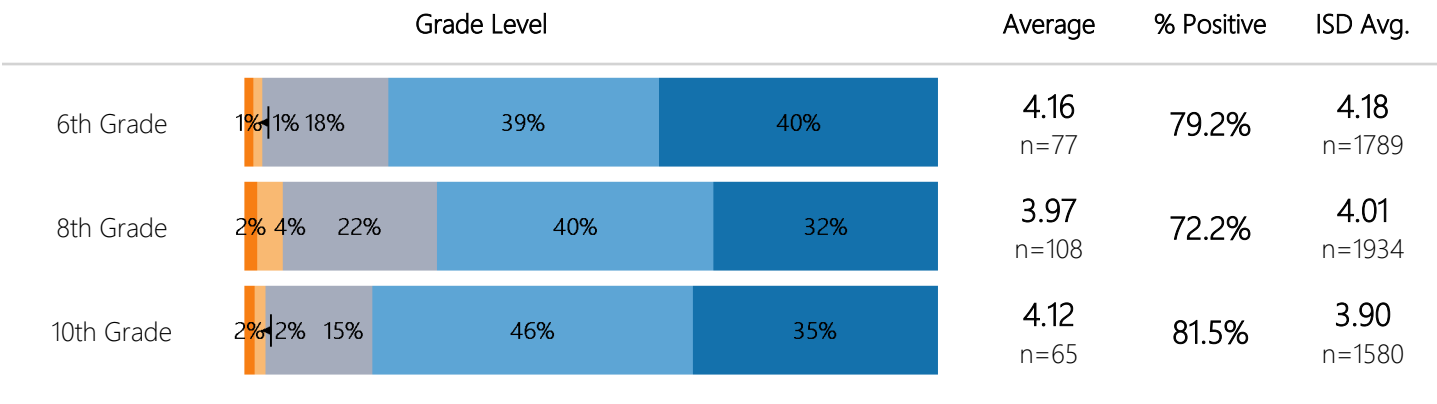
School Year: 2022-2023

Domain: Student Engagement

Sub Domain: Valuing the subject

Question: Do you put effort into learning at school?

■ Almost Never   
 ■ Rarely   
 ■ Sometimes   
 ■ Often   
 ■ Almost Always

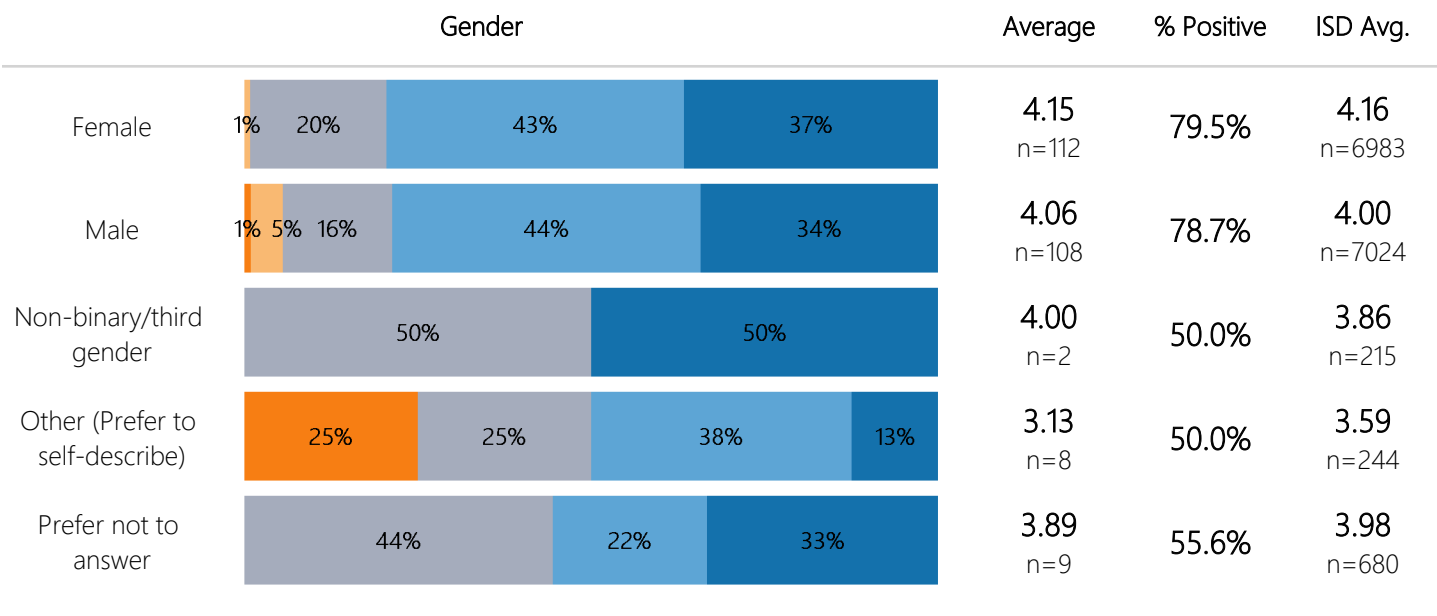


Domain: Student Engagement

Sub Domain: Valuing the subject

Question: Do you put effort into learning at school?

■ Almost Never   
 ■ Rarely   
 ■ Sometimes   
 ■ Often   
 ■ Almost Always



# MI Student VOICE Perception Survey - District

District: Godwin Heights Public Schools

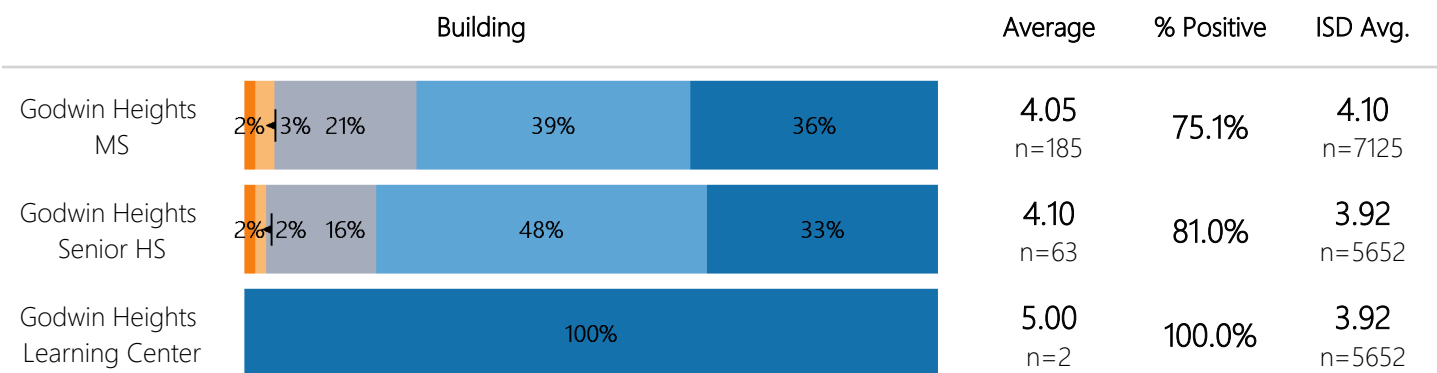
School Year: 2022-2023

Domain: Student Engagement

Sub Domain: Valuing the subject

Question: Do you put effort into learning at school?

■ Almost Never   
 ■ Rarely   
 ■ Sometimes   
 ■ Often   
 ■ Almost Always

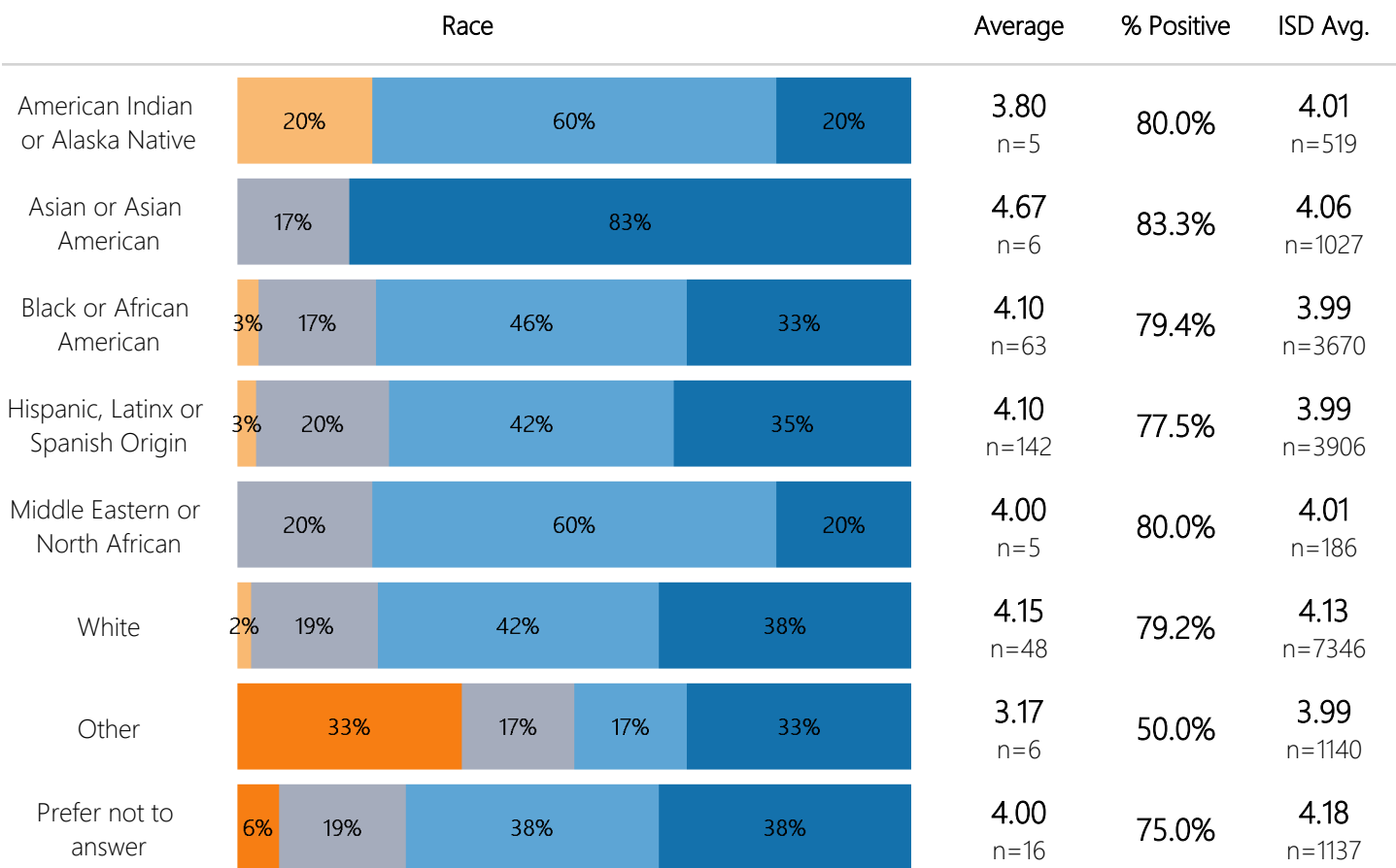


Domain: Student Engagement

Sub Domain: Valuing the subject

Question: Do you put effort into learning at school?

■ Almost Never   
 ■ Rarely   
 ■ Sometimes   
 ■ Often   
 ■ Almost Always



# MI Student VOICE Perception Survey - District

District: Godwin Heights Public Schools

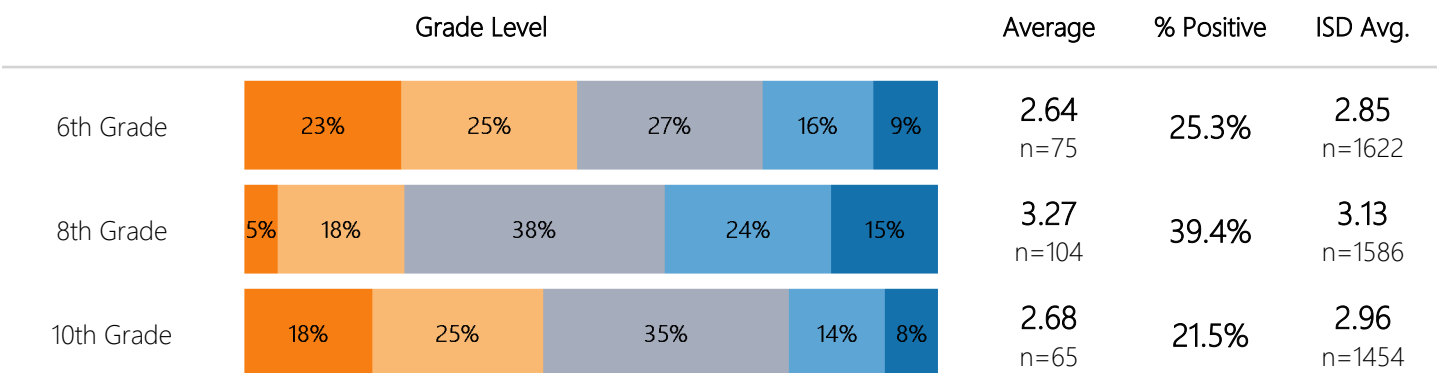
School Year: 2022-2023

Domain: Belonging

Sub Domain: Cultural awareness

Question: Do students at your school have conversations with each other about race?

■ Almost Never    
 ■ Rarely    
 ■ Sometimes    
 ■ Often    
 ■ Almost Always

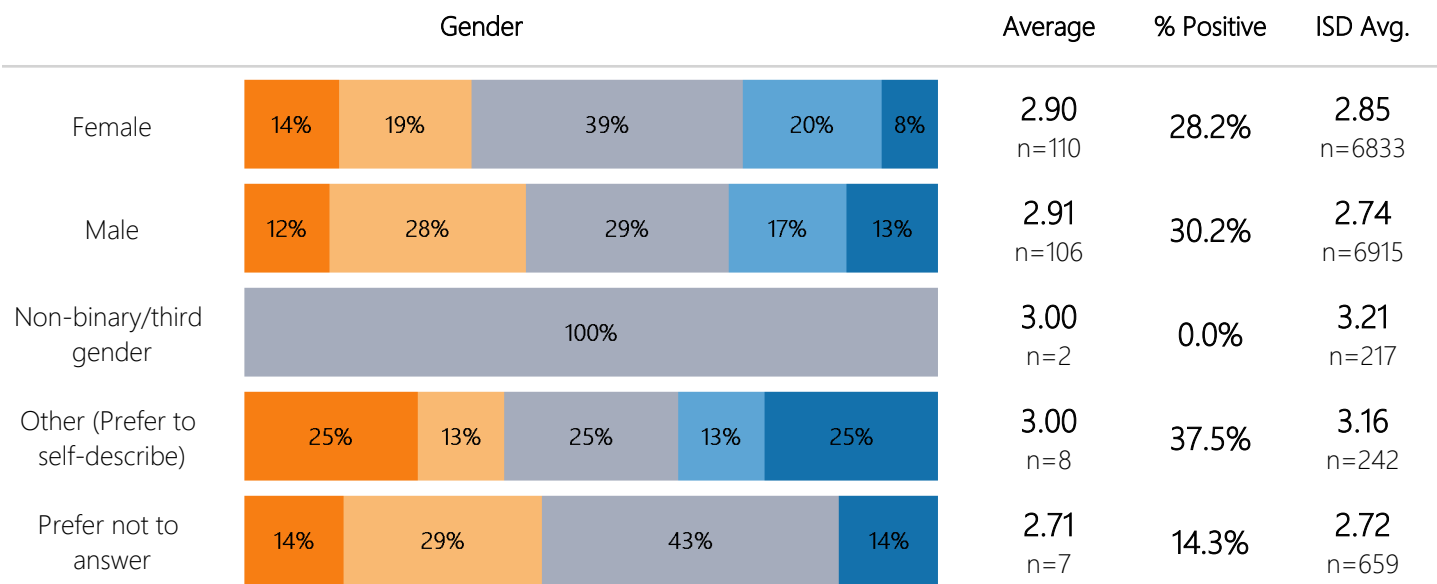


Domain: Belonging

Sub Domain: Cultural awareness

Question: Do students at your school have conversations with each other about race?

■ Almost Never    
 ■ Rarely    
 ■ Sometimes    
 ■ Often    
 ■ Almost Always



# MI Student VOICE Perception Survey - District

District: Godwin Heights Public Schools

School Year: 2022-2023

Domain: Belonging

Sub Domain: Cultural awareness

Question: Do students at your school have conversations with each other about race?

■ Almost Never   
 ■ Rarely   
 ■ Sometimes   
 ■ Often   
 ■ Almost Always

Building	Average	% Positive	ISD Avg.
Godwin Heights Senior HS	2.68 n=63	20.6%	2.93 n=5281
Godwin Heights Learning Center	2.50 n=2	50.0%	2.93 n=5281
Godwin Heights MS	3.01 n=179	33.5%	2.93 n=6100

Domain: Belonging

Sub Domain: Cultural awareness

Question: Do students at your school have conversations with each other about race?

■ Almost Never   
 ■ Rarely   
 ■ Sometimes   
 ■ Often   
 ■ Almost Always

Race	Average	% Positive	ISD Avg.
American Indian or Alaska Native	3.83 n=6	66.7%	2.89 n=464
Asian or Asian American	3.83 n=6	50.0%	3.05 n=951
Black or African American	3.03 n=61	36.1%	3.01 n=3542
Hispanic, Latinx or Spanish Origin	2.89 n=140	27.9%	2.81 n=3705
Middle Eastern or North African	3.75 n=4	75.0%	3.04 n=177
White	3.08 n=48	35.4%	2.73 n=6222
Other	2.33 n=6	0.0%	2.87 n=1040
Prefer not to answer	2.40 n=15	13.3%	2.52 n=961

# MI Student VOICE Perception Survey - District

District: Godwin Heights Public Schools

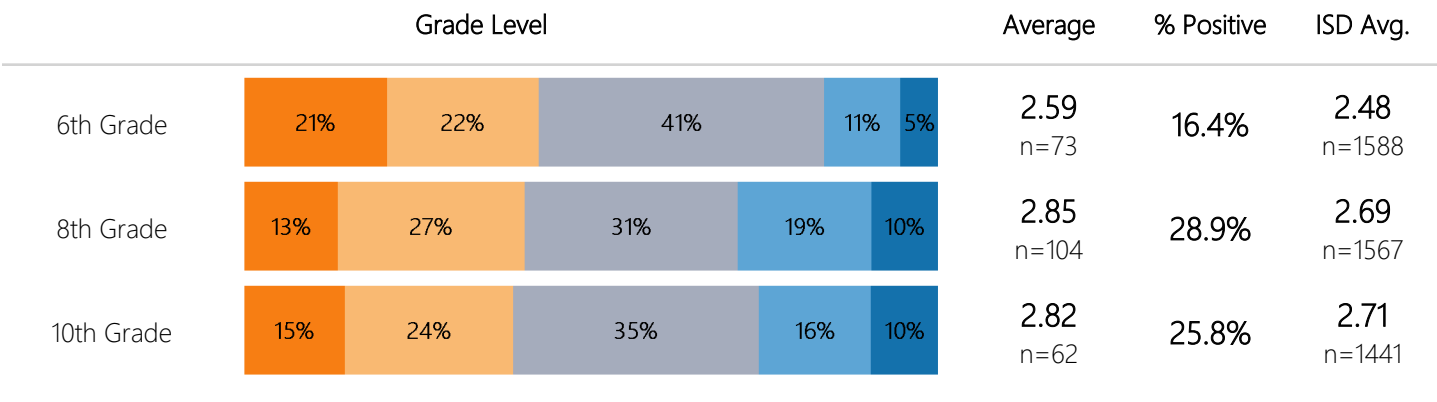
School Year: 2022-2023

Domain: Belonging

Sub Domain: Cultural awareness

Question: Are you encouraged to think more deeply about race-related topics with other students at your school?

■ Almost Never    
 ■ Rarely    
 ■ Sometimes    
 ■ Often    
 ■ Almost Always

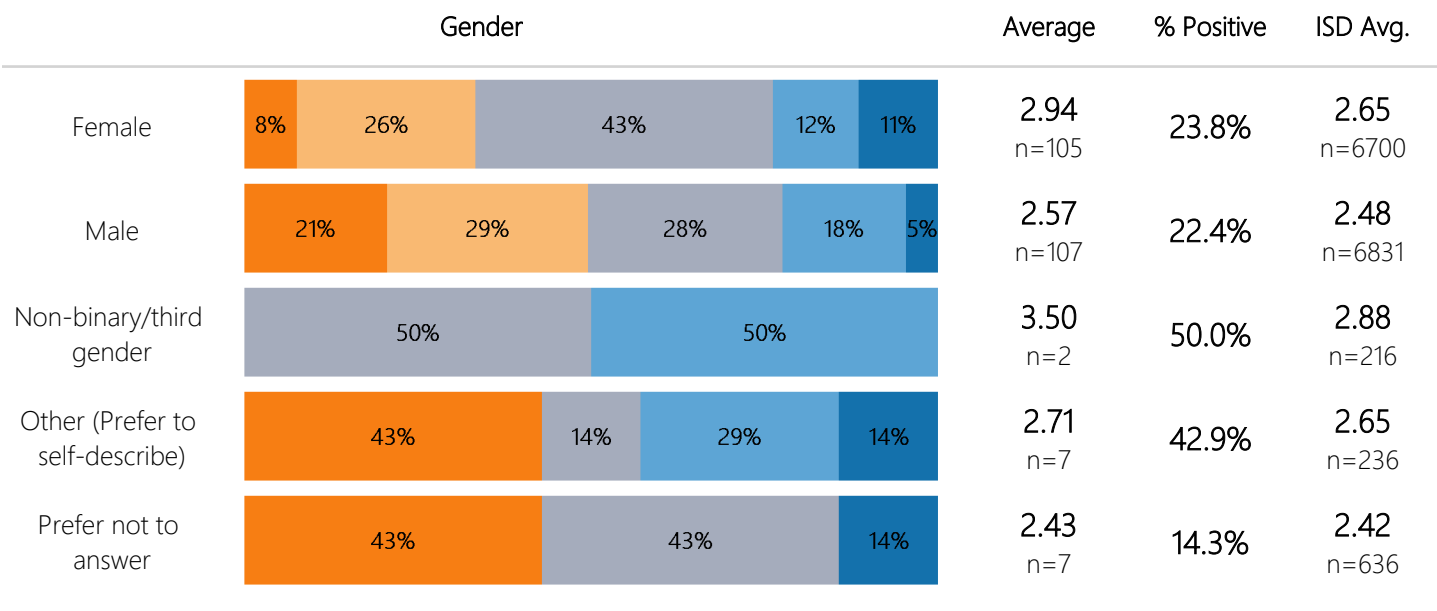


Domain: Belonging

Sub Domain: Cultural awareness

Question: Are you encouraged to think more deeply about race-related topics with other students at your school?

■ Almost Never    
 ■ Rarely    
 ■ Sometimes    
 ■ Often    
 ■ Almost Always



# MI Student VOICE Perception Survey - District

District: Godwin Heights Public Schools


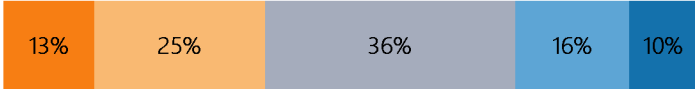

School Year: 2022-2023

Domain: Belonging

Sub Domain: Cultural awareness

Question: Are you encouraged to think more deeply about race-related topics with other students at your school?

■ Almost Never    
 ■ Rarely    
 ■ Sometimes    
 ■ Often    
 ■ Almost Always

Building	Average	% Positive	ISD Avg.
Godwin Heights MS 	2.74 n=177	23.7%	2.59 n=6019
Godwin Heights Senior HS 	2.85 n=61	26.2%	2.74 n=5242
Godwin Heights Learning Center 	1.00 n=1	0.0%	2.74 n=5242



# MI Student VOICE Perception Survey - District

District: Godwin Heights Public Schools

School Year: 2022-2023

Domain: Belonging

Sub Domain: Cultural awareness

Question: Are you encouraged to think more deeply about race-related topics with other students at your school?

■ Almost Never    
 ■ Rarely    
 ■ Sometimes    
 ■ Often    
 ■ Almost Always

Race	Average	% Positive	ISD Avg.
American Indian or Alaska Native	3.50 n=6	50.0%	2.64 n=457
Asian or Asian American	3.33 n=6	33.3%	2.73 n=938
Black or African American	2.71 n=59	28.8%	2.69 n=3501
Hispanic, Latinx or Spanish Origin	2.85 n=137	22.6%	2.58 n=3649
Middle Eastern or North African	2.75 n=4	50.0%	2.75 n=175
White	2.73 n=48	27.1%	2.53 n=6123
Other	1.67 n=6	16.7%	2.56 n=1026
Prefer not to answer	2.40 n=15	20.0%	2.28 n=934

# MI Student VOICE Perception Survey - District

District: Godwin Heights Public Schools

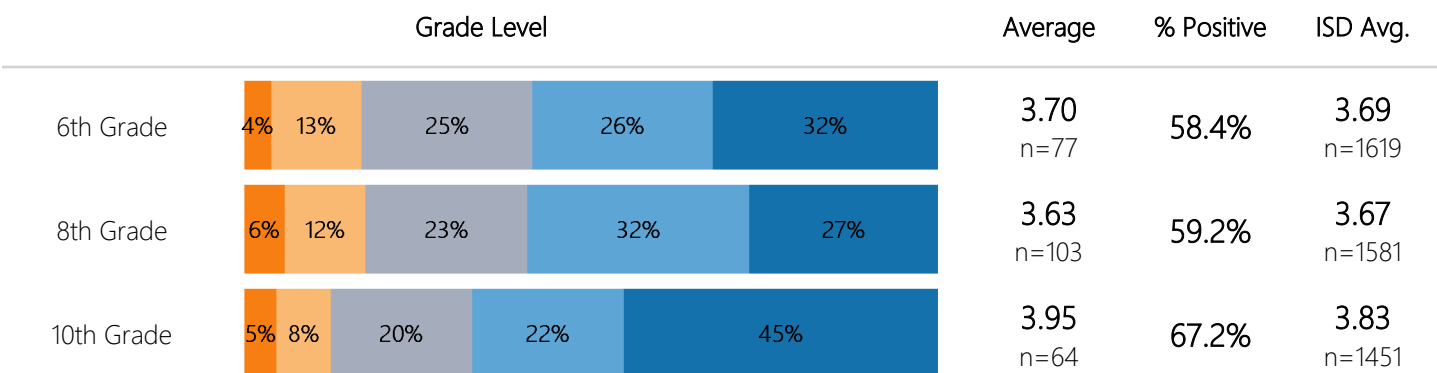
School Year: 2022-2023

Domain: Belonging

Sub Domain: Fairness

Question: Do students at your school treat people from different races, ethnicities, or cultures fairly?

■ Almost Never    
 ■ Rarely    
 ■ Sometimes    
 ■ Often    
 ■ Almost Always

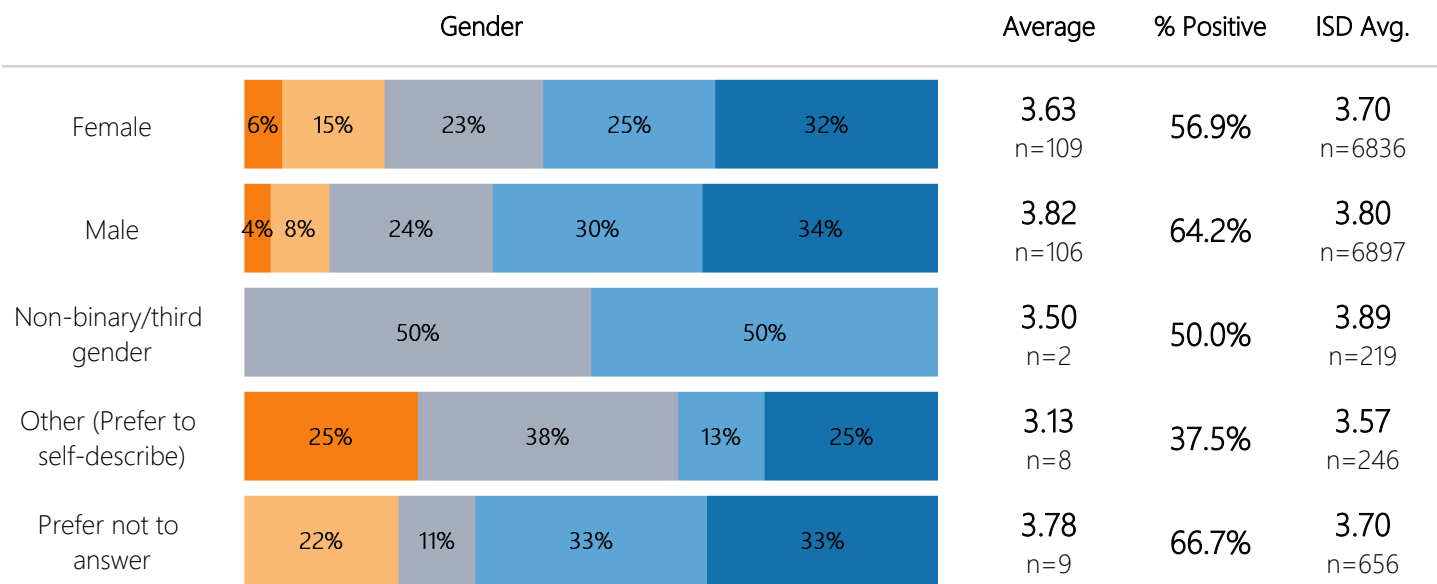


Domain: Belonging

Sub Domain: Fairness

Question: Do students at your school treat people from different races, ethnicities, or cultures fairly?

■ Almost Never    
 ■ Rarely    
 ■ Sometimes    
 ■ Often    
 ■ Almost Always



# MI Student VOICE Perception Survey - District

District: Godwin Heights Public Schools

School Year: 2022-2023

Domain: Belonging

Sub Domain: Fairness

Question: Do students at your school treat people from different races, ethnicities, or cultures fairly?

■ Almost Never    
 ■ Rarely    
 ■ Sometimes    
 ■ Often    
 ■ Almost Always

Building	Average	% Positive	ISD Avg.
Godwin Heights Senior HS	4.02 n=62	69.4%	3.79 n=5268
Godwin Heights MS	3.66 n=180	58.9%	3.69 n=6087
Godwin Heights Learning Center	2.00 n=2	0.0%	3.79 n=5268

Domain: Belonging

Sub Domain: Fairness

Question: Do students at your school treat people from different races, ethnicities, or cultures fairly?

■ Almost Never    
 ■ Rarely    
 ■ Sometimes    
 ■ Often    
 ■ Almost Always

Race	Average	% Positive	ISD Avg.
American Indian or Alaska Native	4.00 n=6	66.7%	3.71 n=464
Asian or Asian American	4.00 n=6	66.7%	3.70 n=952
Black or African American	3.63 n=60	53.3%	3.57 n=3524
Hispanic, Latinx or Spanish Origin	3.69 n=140	60.7%	3.72 n=3709
Middle Eastern or North African	3.60 n=5	80.0%	3.57 n=178
White	3.77 n=47	59.6%	3.90 n=6223
Other	3.33 n=6	33.3%	3.58 n=1041
Prefer not to answer	3.80 n=15	66.7%	3.63 n=954

# MI Student VOICE Perception Survey - District

District: Godwin Heights Public Schools

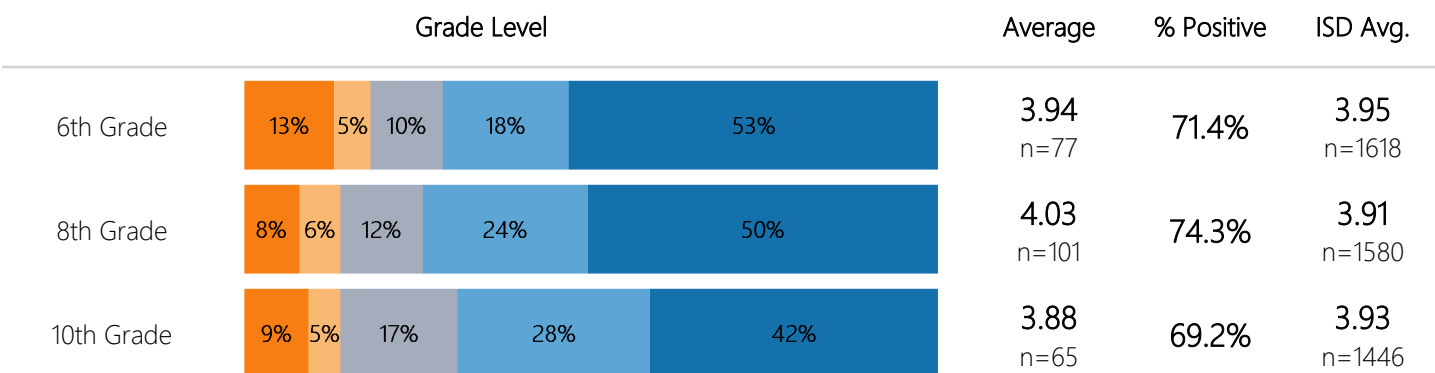
School Year: 2022-2023

Domain: Belonging

Sub Domain: Fairness

Question: Do adults at your school treat people from different races, ethnicities, or cultures fairly?

■ Almost Never    
 ■ Rarely    
 ■ Sometimes    
 ■ Often    
 ■ Almost Always

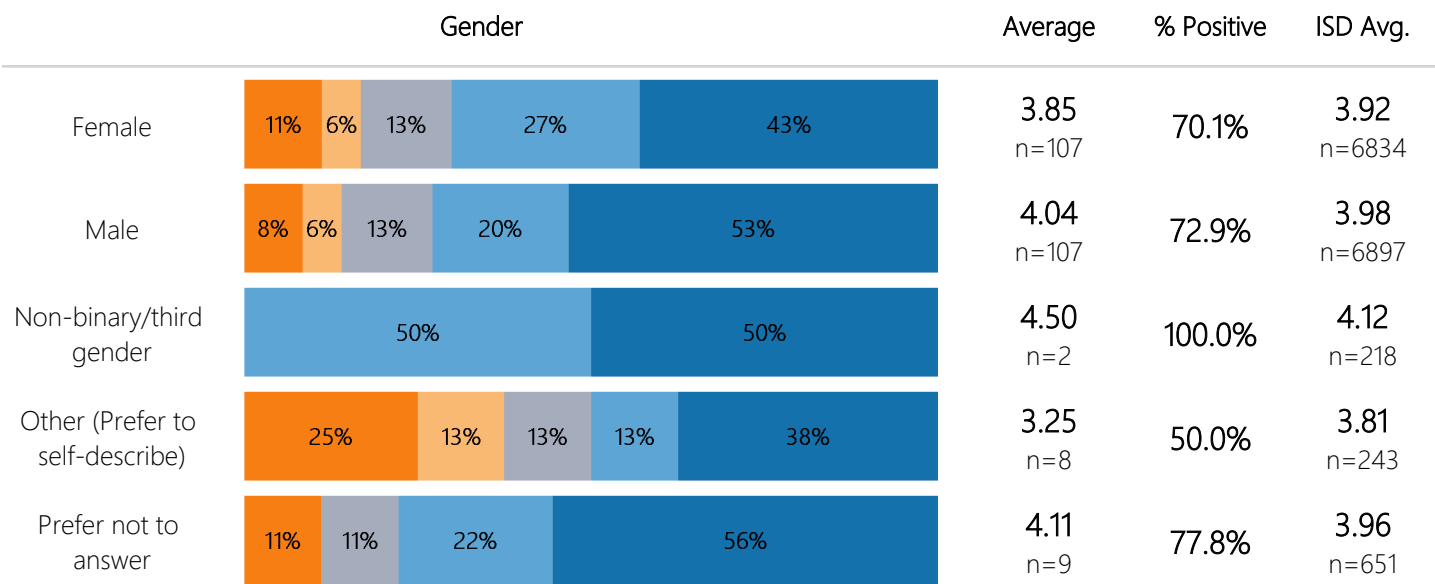


Domain: Belonging

Sub Domain: Fairness

Question: Do adults at your school treat people from different races, ethnicities, or cultures fairly?

■ Almost Never    
 ■ Rarely    
 ■ Sometimes    
 ■ Often    
 ■ Almost Always



# MI Student VOICE Perception Survey - District

District: Godwin Heights Public Schools

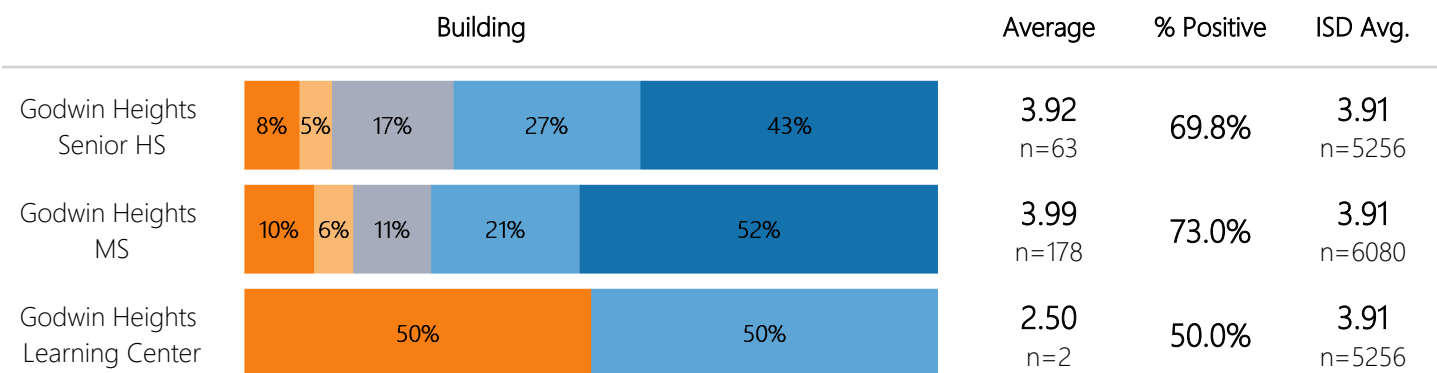
School Year: 2022-2023

Domain: Belonging

Sub Domain: Fairness

Question: Do adults at your school treat people from different races, ethnicities, or cultures fairly?

■ Almost Never    
 ■ Rarely    
 ■ Sometimes    
 ■ Often    
 ■ Almost Always

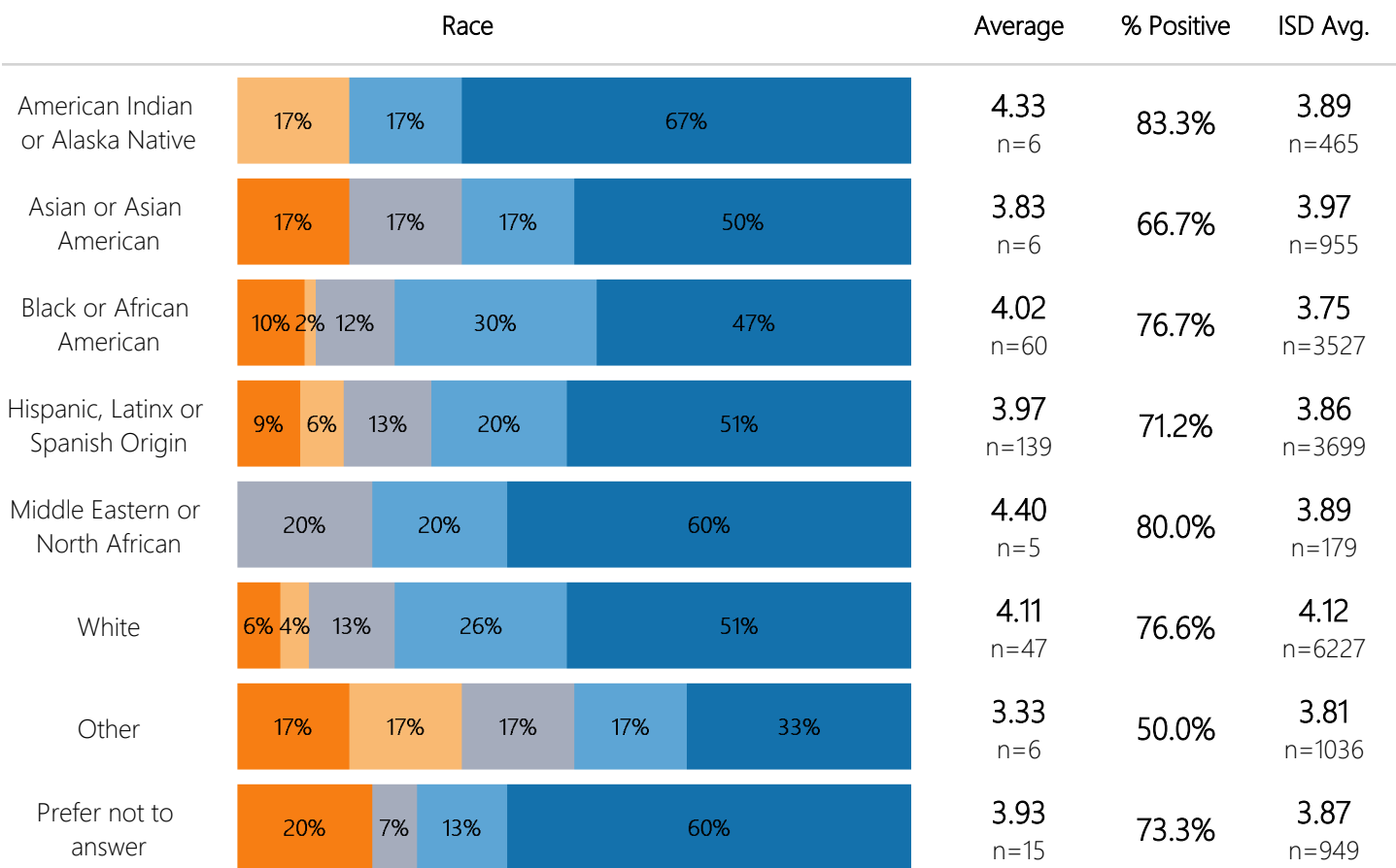


Domain: Belonging

Sub Domain: Fairness

Question: Do adults at your school treat people from different races, ethnicities, or cultures fairly?

■ Almost Never    
 ■ Rarely    
 ■ Sometimes    
 ■ Often    
 ■ Almost Always



# MI Student VOICE Perception Survey - District

District: Godwin Heights Public Schools

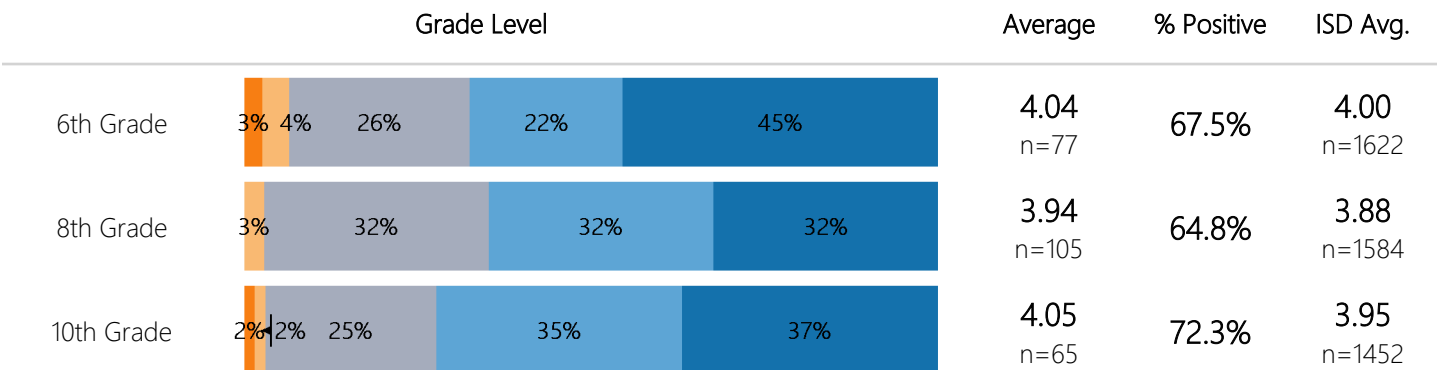
School Year: 2022-2023

Domain: Belonging

Sub Domain: Fairness

Question: Are you given the same chances as other students to do well in school?

■ Almost Never    
 ■ Rarely    
 ■ Sometimes    
 ■ Often    
 ■ Almost Always

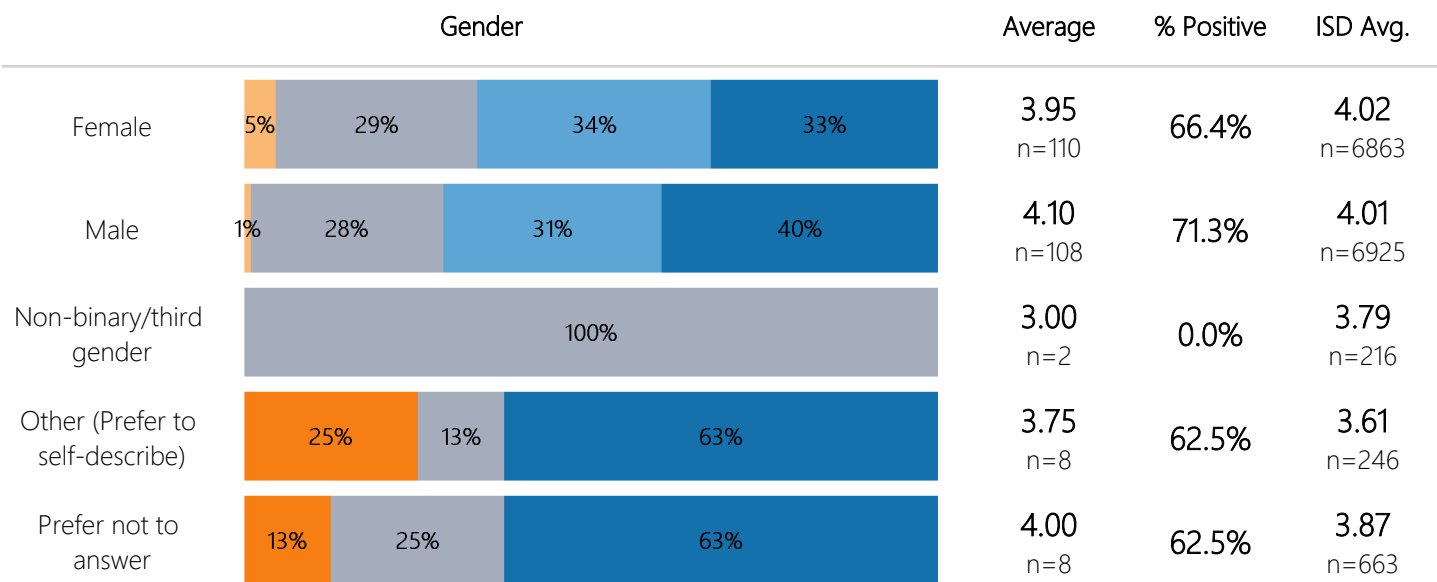


Domain: Belonging

Sub Domain: Fairness

Question: Are you given the same chances as other students to do well in school?

■ Almost Never    
 ■ Rarely    
 ■ Sometimes    
 ■ Often    
 ■ Almost Always



# MI Student VOICE Perception Survey - District

District: Godwin Heights Public Schools

School Year: 2022-2023

Domain: Belonging

Sub Domain: Fairness

Question: Are you given the same chances as other students to do well in school?

■ Almost Never    
 ■ Rarely    
 ■ Sometimes    
 ■ Often    
 ■ Almost Always

Building	Average	% Positive	ISD Avg.
Godwin Heights Learning Center	4.50 n=2	100.0%	3.94 n=5285
Godwin Heights Senior HS	4.03 n=63	71.4%	3.94 n=5285
Godwin Heights MS	3.98 n=182	65.9%	3.94 n=6097

Domain: Belonging

Sub Domain: Fairness

Question: Are you given the same chances as other students to do well in school?

■ Almost Never    
 ■ Rarely    
 ■ Sometimes    
 ■ Often    
 ■ Almost Always

Race	Average	% Positive	ISD Avg.
American Indian or Alaska Native	4.17 n=6	66.7%	3.87 n=461
Asian or Asian American	4.83 n=6	100.0%	4.02 n=957
Black or African American	4.10 n=61	73.8%	3.85 n=3531
Hispanic, Latinx or Spanish Origin	4.01 n=141	67.4%	3.91 n=3712
Middle Eastern or North African	4.20 n=5	80.0%	3.84 n=178
White	3.94 n=48	60.4%	4.15 n=6246
Other	3.00 n=6	33.3%	3.81 n=1035
Prefer not to answer	3.80 n=15	60.0%	3.92 n=976

# MI Student VOICE Perception Survey - District

District: Godwin Heights Public Schools

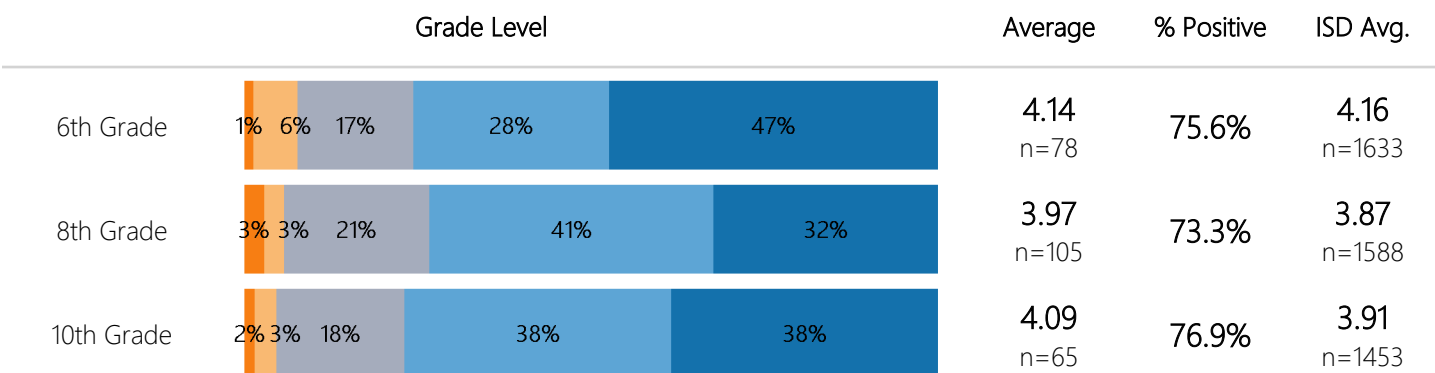
School Year: 2022-2023

Domain: Belonging

Sub Domain: Fairness

Question: Does your school provide enough resources for all students to do well?

■ Almost Never   
 ■ Rarely   
 ■ Sometimes   
 ■ Often   
 ■ Almost Always

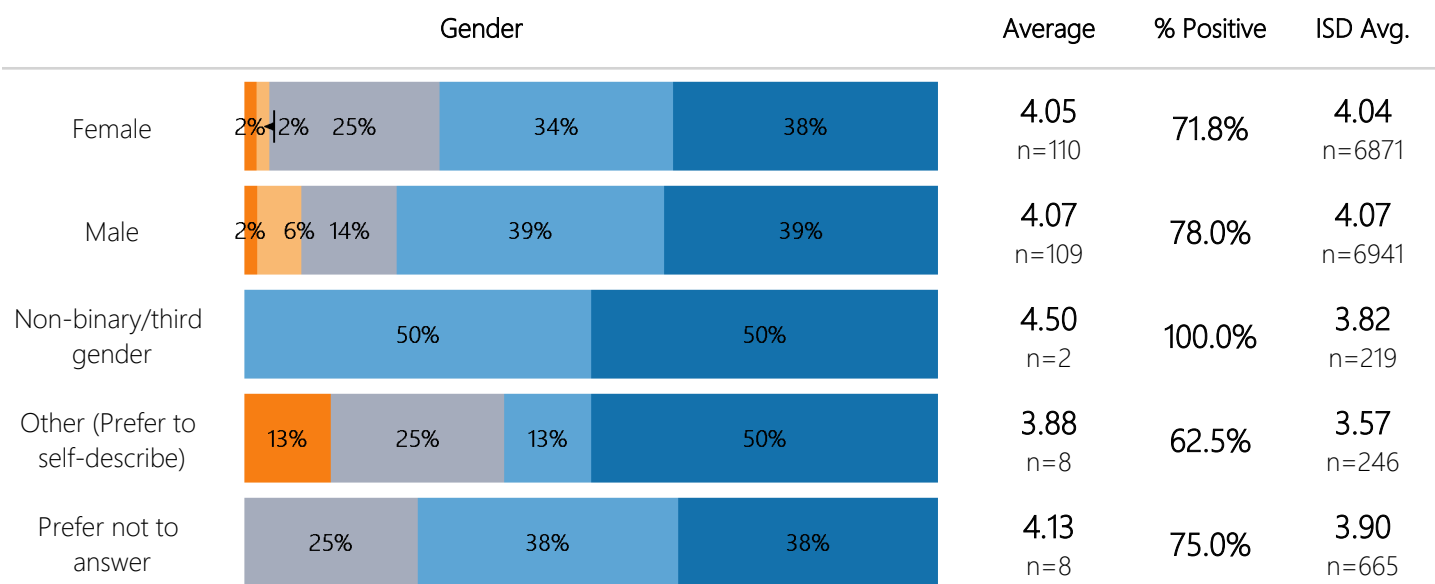


Domain: Belonging

Sub Domain: Fairness

Question: Does your school provide enough resources for all students to do well?

■ Almost Never   
 ■ Rarely   
 ■ Sometimes   
 ■ Often   
 ■ Almost Always





# MI Student VOICE Perception Survey - District

District: Godwin Heights Public Schools

School Year: 2022-2023

Domain: Belonging

Sub Domain: Fairness

Question: Does your school provide enough resources for all students to do well?

■ Almost Never   
 ■ Rarely   
 ■ Sometimes   
 ■ Often   
 ■ Almost Always

Building	Average	% Positive	ISD Avg.
Godwin Heights Learning Center	4.50 n=2	100.0%	3.88 n=5289
Godwin Heights MS	4.04 n=183	74.3%	3.99 n=6126
Godwin Heights Senior HS	4.08 n=63	76.2%	3.88 n=5289

Domain: Belonging

Sub Domain: Fairness

Question: Does your school provide enough resources for all students to do well?

■ Almost Never   
 ■ Rarely   
 ■ Sometimes   
 ■ Often   
 ■ Almost Always

Race	Average	% Positive	ISD Avg.
American Indian or Alaska Native	3.83 n=6	66.7%	3.89 n=462
Asian or Asian American	4.17 n=6	66.7%	4.06 n=958
Black or African American	4.00 n=63	69.8%	3.95 n=3542
Hispanic, Latinx or Spanish Origin	4.06 n=141	76.6%	3.96 n=3715
Middle Eastern or North African	3.80 n=5	60.0%	3.93 n=180
White	4.02 n=49	67.4%	4.09 n=6259
Other	4.00 n=6	83.3%	3.98 n=1045
Prefer not to answer	4.13 n=15	86.7%	4.14 n=977

# MI Student VOICE Perception Survey - District

District: Godwin Heights Public Schools

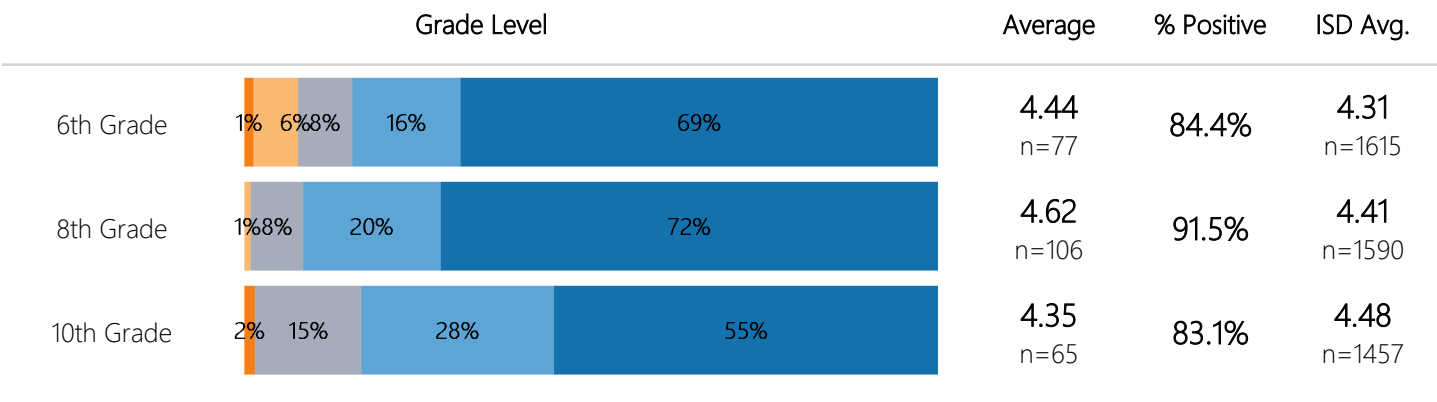
School Year: 2022-2023

Domain: Belonging

Sub Domain: Inclusive environment

Question: Do you have classes with students from different racial, ethnic, religious, or cultural backgrounds?

■ Almost Never    
 ■ Rarely    
 ■ Sometimes    
 ■ Often    
 ■ Almost Always

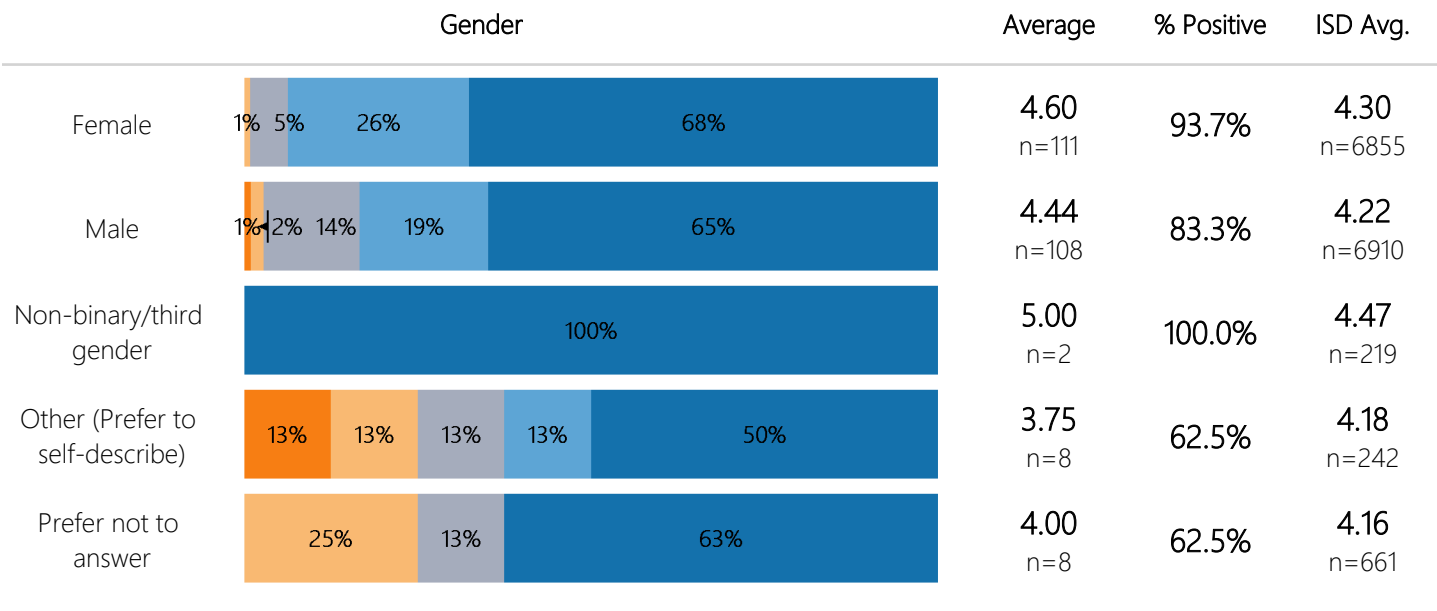


Domain: Belonging

Sub Domain: Inclusive environment

Question: Do you have classes with students from different racial, ethnic, religious, or cultural backgrounds?

■ Almost Never    
 ■ Rarely    
 ■ Sometimes    
 ■ Often    
 ■ Almost Always



# MI Student VOICE Perception Survey - District

District: Godwin Heights Public Schools

School Year: 2022-2023

Domain: Belonging

Sub Domain: Inclusive environment

Question: Do you have classes with students from different racial, ethnic, religious, or cultural backgrounds?

■ Almost Never    
 ■ Rarely    
 ■ Sometimes    
 ■ Often    
 ■ Almost Always

Building	Average	% Positive	ISD Avg.
Godwin Heights Senior HS	4.35 n=63	82.5%	4.41 n=5290
Godwin Heights MS	4.55 n=183	88.5%	4.32 n=6101
Godwin Heights Learning Center	4.50 n=2	100.0%	4.41 n=5290

# MI Student VOICE Perception Survey - District

District: Godwin Heights Public Schools

School Year: 2022-2023

Domain: Belonging

Sub Domain: Inclusive environment

Question: Do you have classes with students from different racial, ethnic, religious, or cultural backgrounds?

■ Almost Never    
 ■ Rarely    
 ■ Sometimes    
 ■ Often    
 ■ Almost Always

Race	Average	% Positive	ISD Avg.
American Indian or Alaska Native	4.33 n=6	83.3%	4.30 n=463
Asian or Asian American	5.00 n=6	100.0%	4.45 n=962
Black or African American	4.42 n=62	85.5%	4.30 n=3528
Hispanic, Latinx or Spanish Origin	4.48 n=142	85.9%	4.28 n=3722
Middle Eastern or North African	4.40 n=5	100.0%	4.25 n=179
White	4.67 n=49	91.8%	4.28 n=6229
Other	3.50 n=6	66.7%	4.15 n=1044
Prefer not to answer	4.53 n=15	86.7%	4.00 n=956

# MI Student VOICE Perception Survey - District

District: Godwin Heights Public Schools

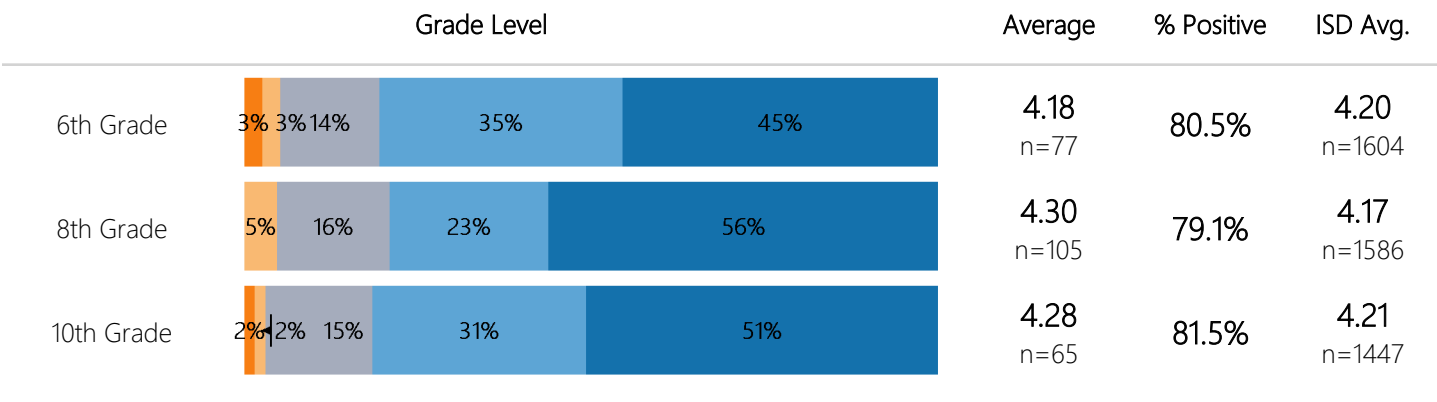
School Year: 2022-2023

Domain: Belonging

Sub Domain: Inclusive environment

Question: Do students from different backgrounds hang out with each other at school or during school-related activities?

■ Almost Never    
 ■ Rarely    
 ■ Sometimes    
 ■ Often    
 ■ Almost Always

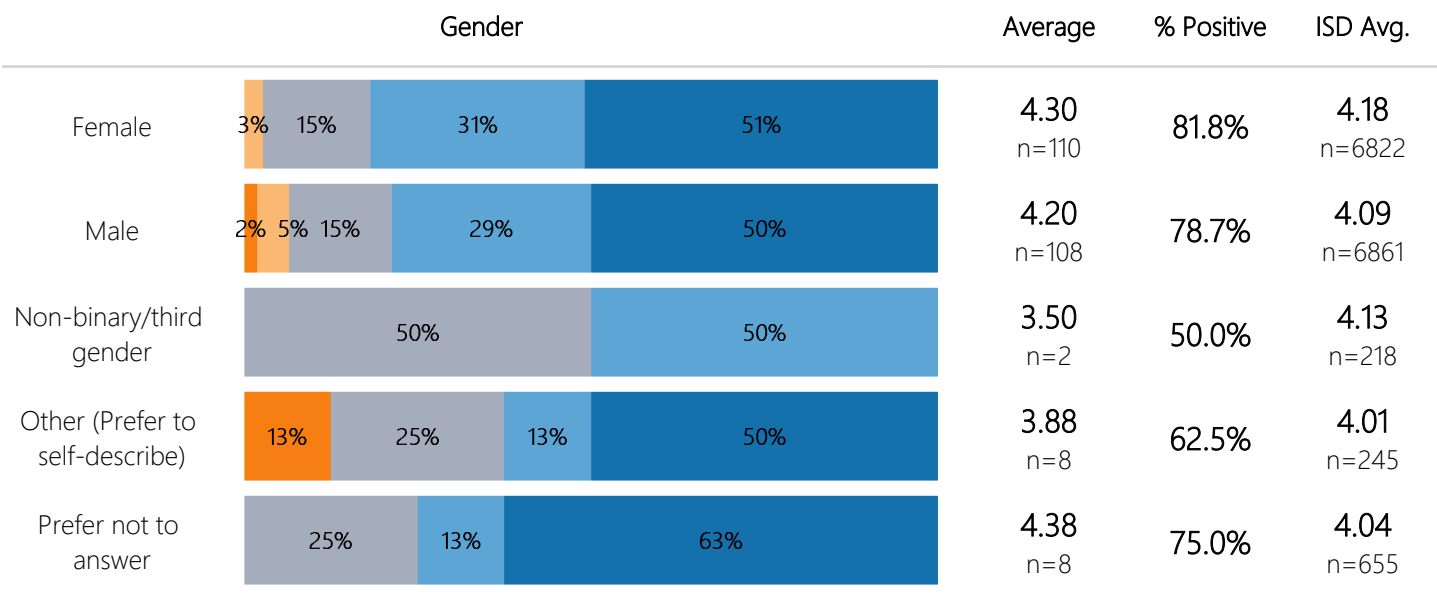


Domain: Belonging

Sub Domain: Inclusive environment

Question: Do students from different backgrounds hang out with each other at school or during school-related activities?

■ Almost Never    
 ■ Rarely    
 ■ Sometimes    
 ■ Often    
 ■ Almost Always



# MI Student VOICE Perception Survey - District

District: Godwin Heights Public Schools

School Year: 2022-2023

Domain: Belonging

Sub Domain: Inclusive environment

Question: Do students from different backgrounds hang out with each other at school or during school-related activities?

■ Almost Never    
 ■ Rarely    
 ■ Sometimes    
 ■ Often    
 ■ Almost Always

Building	Average	% Positive	ISD Avg.
Godwin Heights Learning Center	4.00 n=2	50.0%	4.14 n=5261
Godwin Heights MS	4.25 n=182	79.7%	4.15 n=6075
Godwin Heights Senior HS	4.29 n=63	82.5%	4.14 n=5261

# MI Student VOICE Perception Survey - District

District: Godwin Heights Public Schools

School Year: 2022-2023

Domain: Belonging

Sub Domain: Inclusive environment

Question: Do students from different backgrounds hang out with each other at school or during school-related activities?



Race	Average	% Positive	ISD Avg.
American Indian or Alaska Native	4.67 n=6	83.3%	4.14 n=461
Asian or Asian American	4.83 n=6	100.0%	4.25 n=955
Black or African American	4.16 n=61	75.4%	4.11 n=3513
Hispanic, Latinx or Spanish Origin	4.23 n=142	78.9%	4.08 n=3703
Middle Eastern or North African	4.20 n=5	100.0%	4.14 n=177
White	4.25 n=48	79.2%	4.20 n=6192
Other	3.50 n=6	50.0%	4.05 n=1035
Prefer not to answer	4.53 n=15	93.3%	4.01 n=949

# MI Student VOICE Perception Survey - District

District: Godwin Heights Public Schools

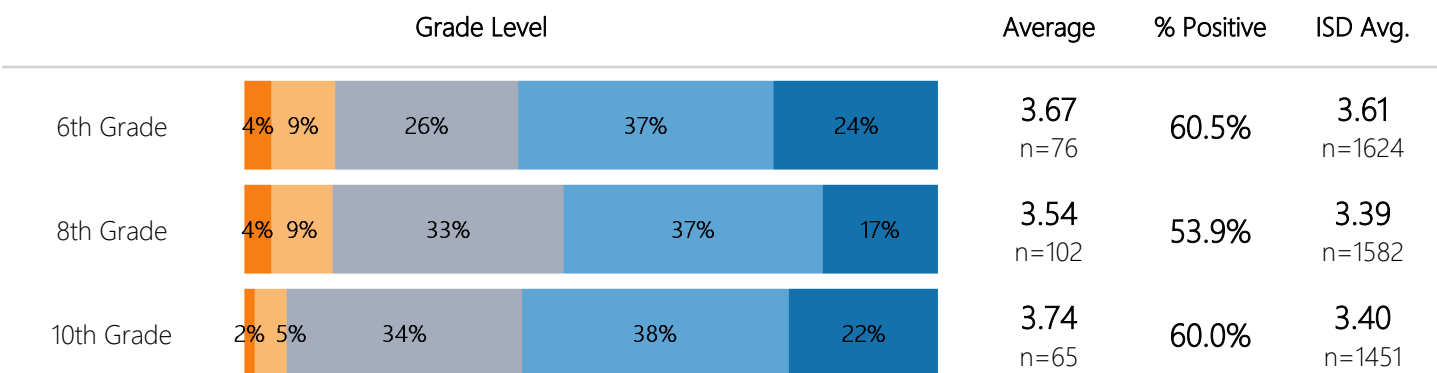
School Year: 2022-2023

Domain: Belonging

Sub Domain: Inclusive environment

Question: Do experiences at your school help you to do well as a student?

■ Almost Never    
 ■ Rarely    
 ■ Sometimes    
 ■ Often    
 ■ Almost Always

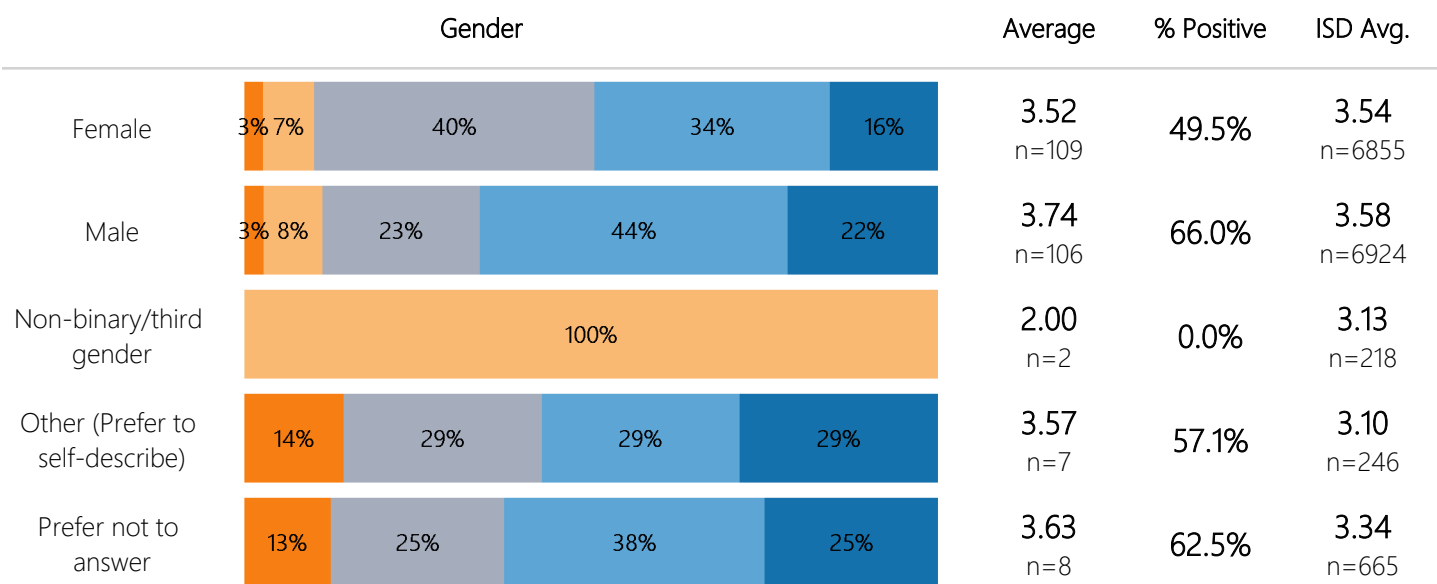


Domain: Belonging

Sub Domain: Inclusive environment

Question: Do experiences at your school help you to do well as a student?

■ Almost Never    
 ■ Rarely    
 ■ Sometimes    
 ■ Often    
 ■ Almost Always





# MI Student VOICE Perception Survey - District

District: Godwin Heights Public Schools

School Year: 2022-2023

Domain: Belonging

Sub Domain: Inclusive environment

Question: Do experiences at your school help you to do well as a student?

■ Almost Never    
 ■ Rarely    
 ■ Sometimes    
 ■ Often    
 ■ Almost Always

Building	Average	% Positive	ISD Avg.
Godwin Heights MS	3.60 n=178	56.7%	3.51 n=6094
Godwin Heights Senior HS	3.75 n=63	60.3%	3.42 n=5276
Godwin Heights Learning Center	3.50 n=2	50.0%	3.42 n=5276

Domain: Belonging

Sub Domain: Inclusive environment

Question: Do experiences at your school help you to do well as a student?

■ Almost Never    
 ■ Rarely    
 ■ Sometimes    
 ■ Often    
 ■ Almost Always

Race	Average	% Positive	ISD Avg.
American Indian or Alaska Native	3.50 n=6	66.7%	3.41 n=461
Asian or Asian American	4.17 n=6	83.3%	3.61 n=956
Black or African American	3.74 n=61	62.3%	3.49 n=3534
Hispanic, Latinx or Spanish Origin	3.60 n=139	58.3%	3.47 n=3706
Middle Eastern or North African	4.00 n=5	80.0%	3.42 n=179
White	3.67 n=48	56.3%	3.56 n=6238
Other	3.40 n=5	60.0%	3.48 n=1038
Prefer not to answer	3.67 n=15	53.3%	3.57 n=976

# MI Student VOICE Perception Survey - District

District: Godwin Heights Public Schools

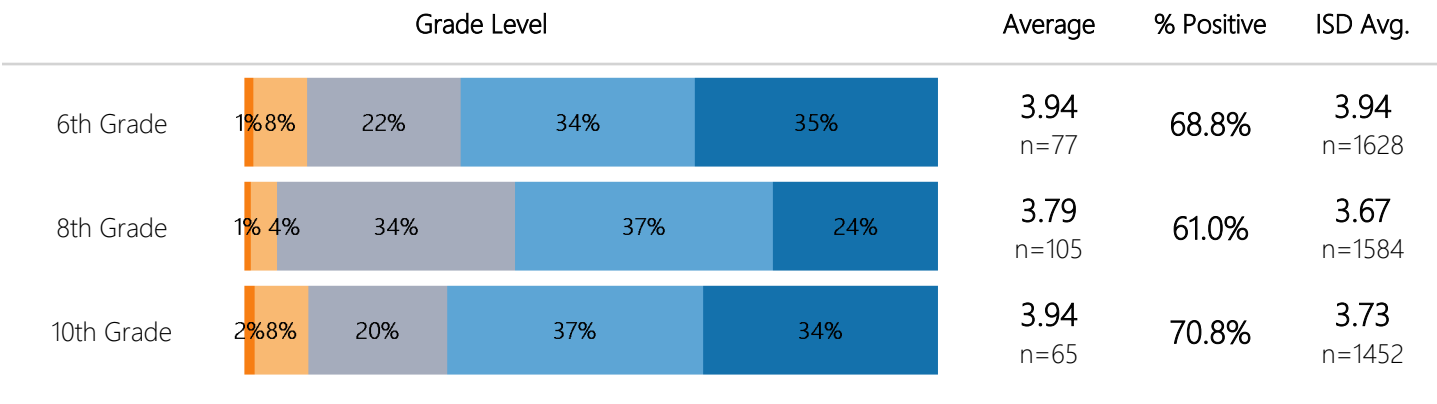
School Year: 2022-2023

Domain: Belonging

Sub Domain: Inclusive environment

Question: Is your school a place where you are able to try and do your best?

■ Almost Never    
 ■ Rarely    
 ■ Sometimes    
 ■ Often    
 ■ Almost Always

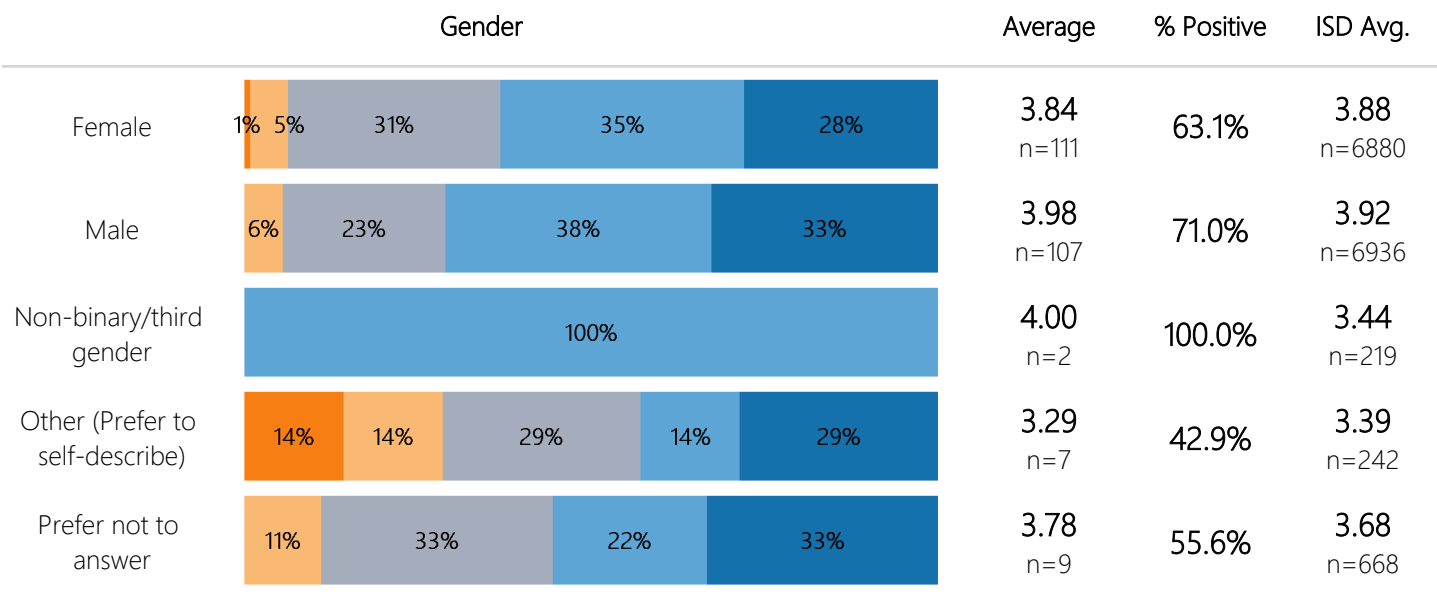


Domain: Belonging

Sub Domain: Inclusive environment

Question: Is your school a place where you are able to try and do your best?

■ Almost Never    
 ■ Rarely    
 ■ Sometimes    
 ■ Often    
 ■ Almost Always



# MI Student VOICE Perception Survey - District

District: Godwin Heights Public Schools

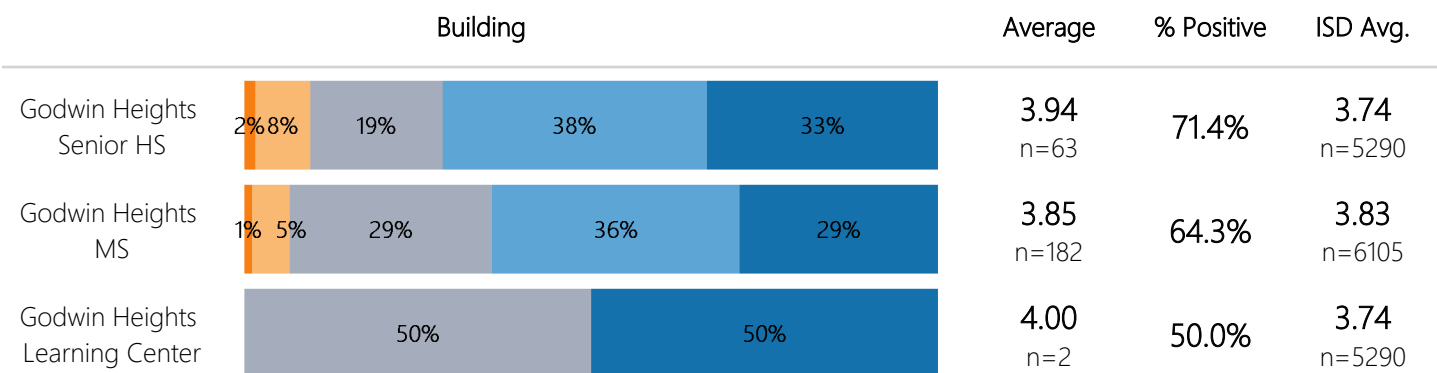
School Year: 2022-2023

Domain: Belonging

Sub Domain: Inclusive environment

Question: Is your school a place where you are able to try and do your best?

■ Almost Never    
 ■ Rarely    
 ■ Sometimes    
 ■ Often    
 ■ Almost Always

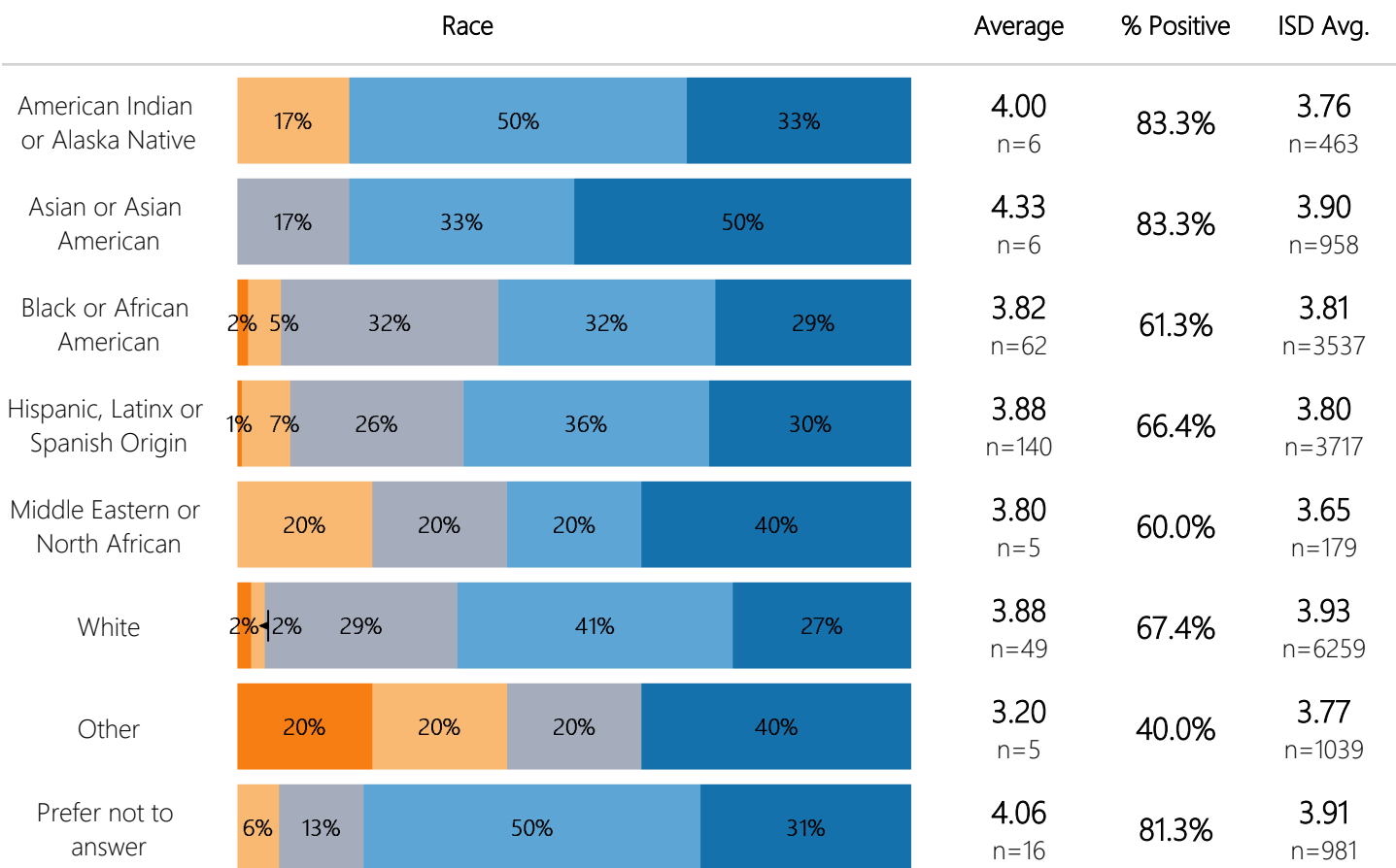


Domain: Belonging

Sub Domain: Inclusive environment

Question: Is your school a place where you are able to try and do your best?

■ Almost Never    
 ■ Rarely    
 ■ Sometimes    
 ■ Often    
 ■ Almost Always



# MI Student VOICE Perception Survey - District

District: Godwin Heights Public Schools

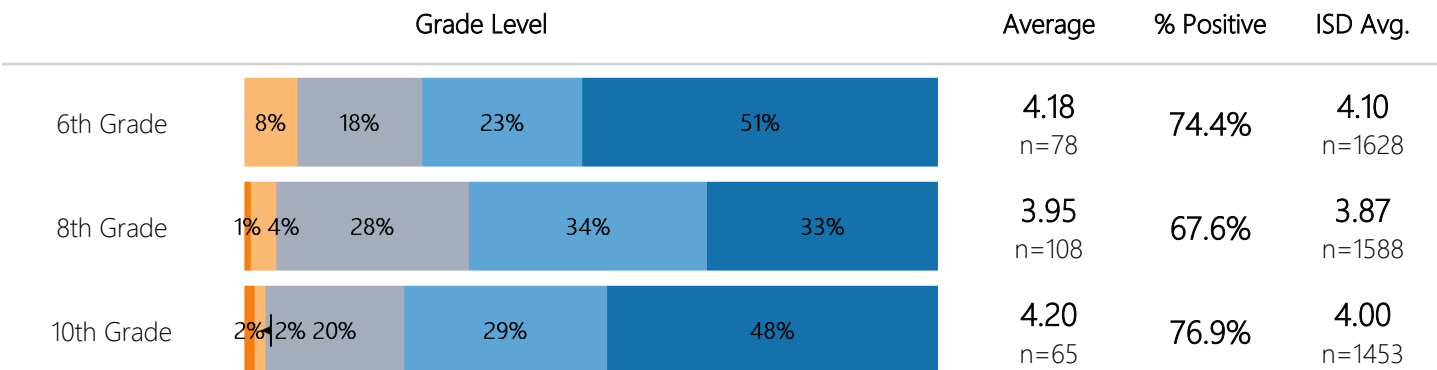
School Year: 2022-2023

Domain: Belonging

Sub Domain: Inclusive environment

Question: Does your school make all types of people feel welcomed and included?

■ Almost Never    
 ■ Rarely    
 ■ Sometimes    
 ■ Often    
 ■ Almost Always

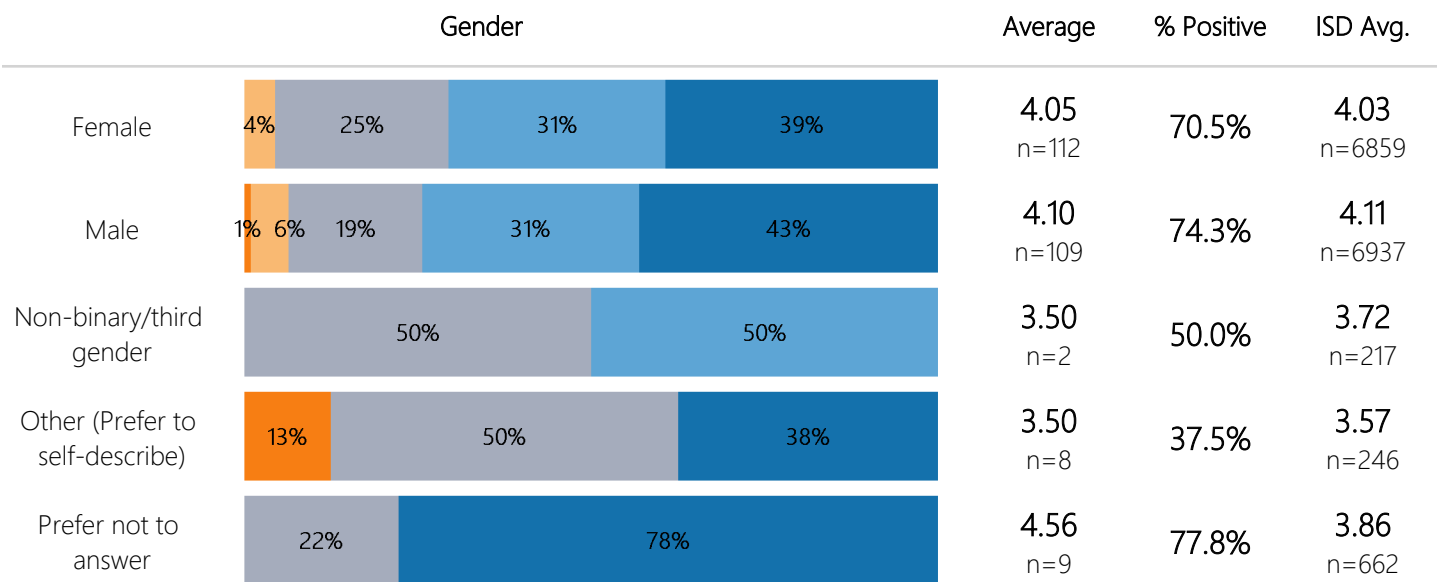


Domain: Belonging

Sub Domain: Inclusive environment

Question: Does your school make all types of people feel welcomed and included?

■ Almost Never    
 ■ Rarely    
 ■ Sometimes    
 ■ Often    
 ■ Almost Always



# MI Student VOICE Perception Survey - District

District: Godwin Heights Public Schools

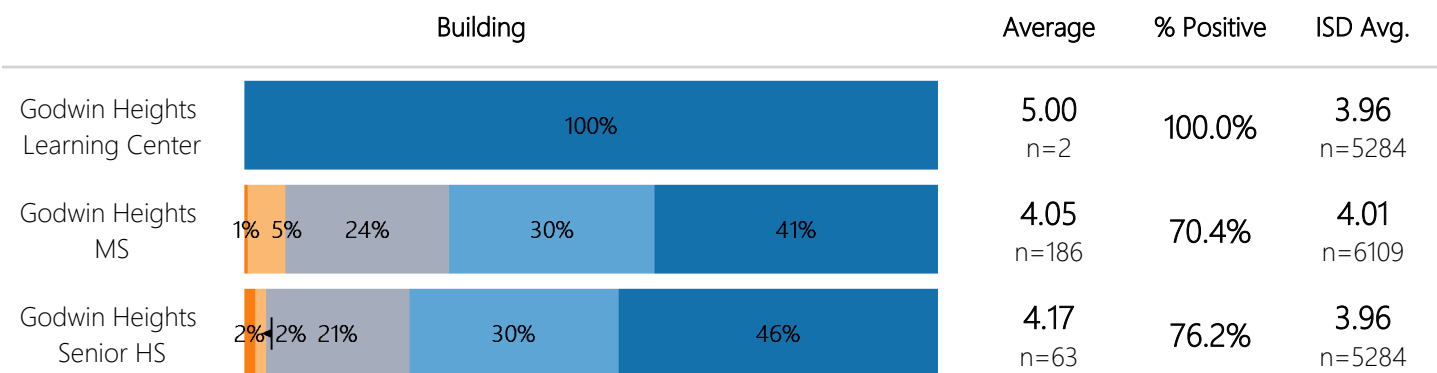
School Year: 2022-2023

Domain: Belonging

Sub Domain: Inclusive environment

Question: Does your school make all types of people feel welcomed and included?

■ Almost Never    
 ■ Rarely    
 ■ Sometimes    
 ■ Often    
 ■ Almost Always

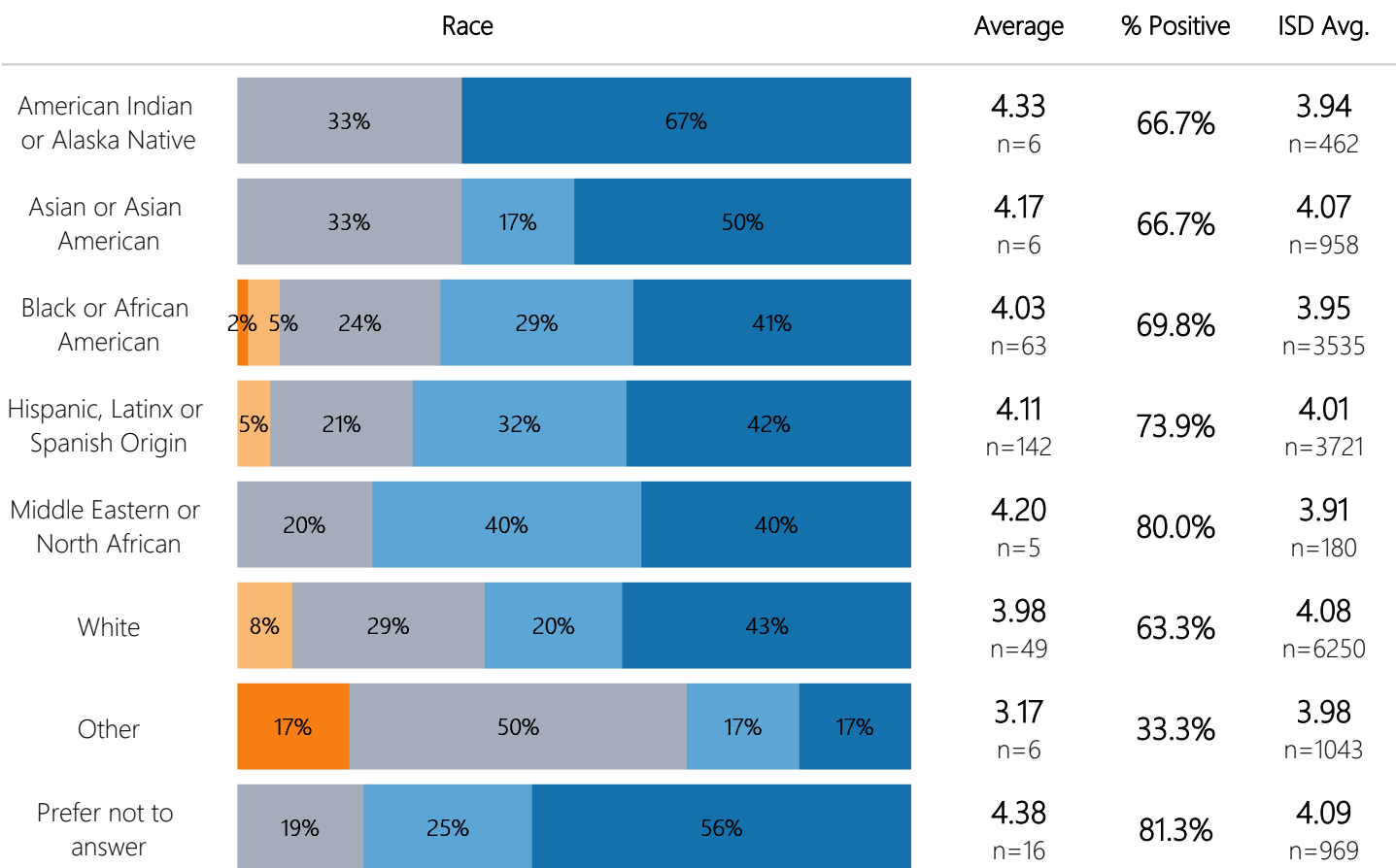


Domain: Belonging

Sub Domain: Inclusive environment

Question: Does your school make all types of people feel welcomed and included?

■ Almost Never    
 ■ Rarely    
 ■ Sometimes    
 ■ Often    
 ■ Almost Always



# MI Student VOICE Perception Survey - District

District: Godwin Heights Public Schools

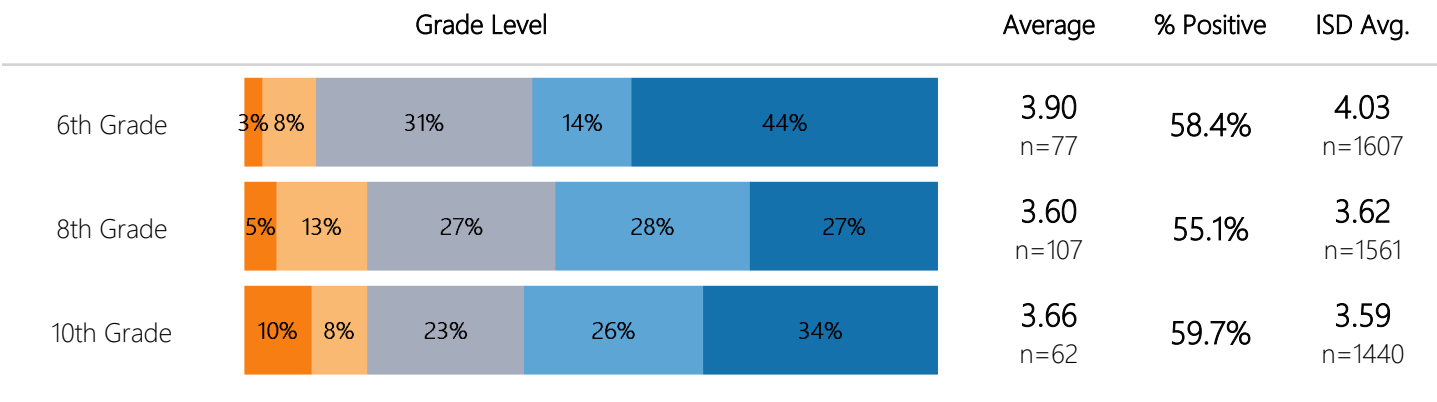
School Year: 2022-2023

Domain: Belonging

Sub Domain: Policies and procedures

Question: If you saw students or adults at your school being treated poorly because of their gender, race, ethnicity or culture, would you be willing to report it?

■ Not At All Willing   
 ■ Slightly Willing   
 ■ Somewhat Willing   
 ■ Quite Willing   
 ■ Extremely Willing

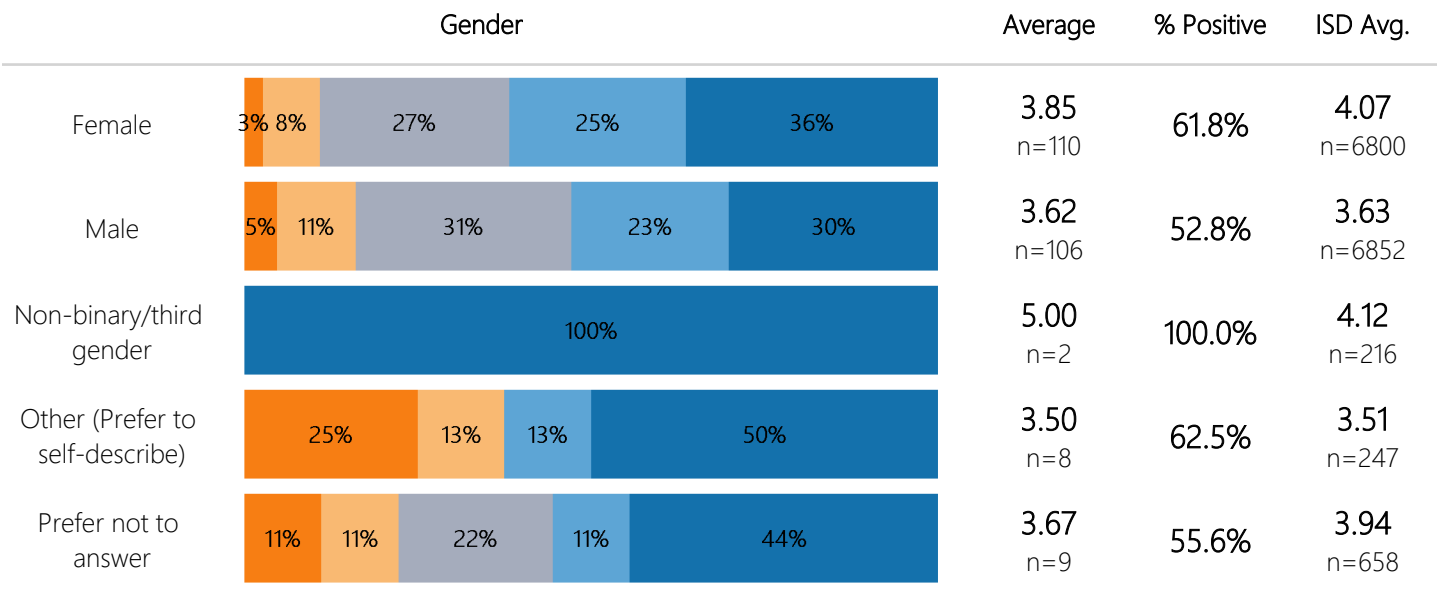


Domain: Belonging

Sub Domain: Policies and procedures

Question: If you saw students or adults at your school being treated poorly because of their gender, race, ethnicity or culture, would you be willing to report it?

■ Not At All Willing   
 ■ Slightly Willing   
 ■ Somewhat Willing   
 ■ Quite Willing   
 ■ Extremely Willing



# MI Student VOICE Perception Survey - District

District: Godwin Heights Public Schools

School Year: 2022-2023

Domain: Belonging

Sub Domain: Policies and procedures

Question: If you saw students or adults at your school being treated poorly because of their gender, race, ethnicity or culture, would you be willing to report it?

■ Not At All Willing    
 ■ Slightly Willing    
 ■ Somewhat Willing    
 ■ Quite Willing    
 ■ Extremely Willing

Building	Average	% Positive	ISD Avg.
Godwin Heights Learning Center	2.50 n=2	50.0%	3.72 n=5253
Godwin Heights MS	3.72 n=184	56.5%	3.87 n=6035
Godwin Heights Senior HS	3.70 n=60	60.0%	3.72 n=5253

# MI Student VOICE Perception Survey - District

District: Godwin Heights Public Schools

School Year: 2022-2023

Domain: Belonging

Sub Domain: Policies and procedures

Question: If you saw students or adults at your school being treated poorly because of their gender, race, ethnicity or culture, would you be willing to report it?

■ Not At All Willing    
 ■ Slightly Willing    
 ■ Somewhat Willing    
 ■ Quite Willing    
 ■ Extremely Willing

Race	Average	% Positive	ISD Avg.
American Indian or Alaska Native	4.20 n=5	100.0%	3.83 n=454
Asian or Asian American	3.83 n=6	50.0%	3.77 n=955
Black or African American	3.89 n=61	65.6%	3.77 n=3482
Hispanic, Latinx or Spanish Origin	3.68 n=140	55.7%	3.77 n=3681
Middle Eastern or North African	4.00 n=5	60.0%	3.78 n=180
White	3.94 n=48	64.6%	3.92 n=6189
Other	2.50 n=6	33.3%	3.82 n=1036
Prefer not to answer	3.81 n=16	62.5%	4.04 n=967





2022-2023



*Website Coming Soon*