



## School Level



**Godwin Heights  
Middle School**



## Table of Contents

Opening Letter	Page 3
Understanding the Survey	Page 4
Participation Rates	Page 10

### **Social & Emotional Learning**

Belonging	Page 11
Relationships	Page 13
Responsible decision-making	Page 19
Self-Awareness	Page 21
Self-Management	Page 27
Social-Awareness	Page 33

### **Student Engagement**

Classroom climate	Page 37
Classroom rigor	Page 41
Growth mindset	Page 45
Teacher relationships	Page 51
Valuing the subject	Page 57

### **Belonging**

Cultural awareness	Page 61
Fairness	Page 65
Inclusive environment	Page 73
Policies and procedures	Page 83





We are excited to share with you the results of the *MI Student Voice Perception Survey* that was recently administered in your district. The purpose of the survey is to measure student perceptions based on your district selections in the domains of social and emotional learning, engagement, and belonging.

This final report provides a breakdown of results across your district administration selection, as well as a comprehensive aggregate report for comparison purposes.

We thank you for your partnership and shared belief that students who are engaged, feel a connection and belonging in school and have social-emotional needs that are being met, is crucial to creating a supportive school culture that promotes academic success and overall well-being.

Our team looks forward to working with you to elevate student voice to support the success and well-being of students across the state.

*This work is supported by the Michigan Health Endowment Fund which works to improve the health and wellness of Michigan residents, and reduce the cost of healthcare with a special focus on children and seniors. You can find more information about the Health Fund at [mihealthfund.org](http://mihealthfund.org).*





# Understanding the Survey

## Domains

The MI Student Voice Perception Survey consists of three domains that districts could choose from: Social and Emotional Learning, Student Engagement, and Belonging.

The Domain-level report shows an overview of domain responses categorized by grade, gender identity, and race/ethnicity.

The Question-level report breaks down each domain into their subdomains as shown below. Responses are then categorized by grade, gender identity, and race/ethnicity.

### Social and Emotional Learning

- Belonging
- Relationships
- Responsible decision- making
- Self-Awareness
- Self-Management
- Social-Awareness

### Student Engagement

- Classroom climate
- Classroom rigor
- Growth mindset
- Teacher relationships
- Valuing the subject

### Belonging

- Cultural awareness
- Fairness
- Inclusive environment
- Policies and procedures





---

## Social and Emotional Learning

Social and Emotional Learning (SEL) is the “process through which students acquire and apply the knowledge, skills, and attitudes to develop healthy identities, manage emotions and achieve personal goals, feel and show empathy for others, establish and maintain supportive relationships, and make responsible and caring decisions” (Collaborative for Academic, Social, and Emotional Learning [CASEL], 2022). A focus on SEL helps cultivate skills in five interrelated areas (henceforth titled the “CASEL 5”), including: self-awareness, self-management, social awareness, relationship skills, and responsive decision-making (CASEL, 2022). The CASEL 5 “can be taught and applied at various developmental stages from childhood to adulthood and across diverse cultural contexts. Many school districts, states, and countries have used the CASEL 5 to establish preschool to high school learning standards and competencies that articulate what students should know and be able to do for academic success, school and civic engagement, health and wellness, and fulfilling careers” (CASEL, 2022).

Implementing SEL programs are associated with improvements in students’ social and emotional competence, academic performance, and well-being (Taylor et al., 2017). Students are also better positioned for future success and civic engagement when districts and schools purposefully implement and reinforce skills associated with social and emotional competency (Jagers et al., 2019). Finally, the need for implementing SEL programs has grown in light of recent research indicating that students who attended school remotely amid the pandemic reported lower levels of social and emotional well-being as compared to peers who attended school in person (Duckworth et al., 2021).

Given the (a) adverse effects of the pandemic on students’ social and emotional well-being and (b) importance of SEL development on short- and long-term outcomes, the MI Student Voice Perception Survey has SEL-focused questions to gauge students’ development of SEL knowledge, skills, and attitudes.





## Student Engagement

Student Engagement (SE) comprises of intellectual urgency, emotional resonance, perspective bending, and sense of the aesthetic. The Kent Intermediate School District (Kent ISD) Teaching and Learning Department defines these four components as follows:

- Engagement is born of intellectual urgency. Engaged children often tell us through talk and action that they “have to know more about” a topic. They are willing to put time and considerable effort into learning more. They drive the learning with their own questions. Often, conflict is embedded in the experiences, concepts, and stories in which children are deeply engaged. We’re drawn to conflict and lean toward a resolution. Children are intrigued by conflict and may want to act to mitigate a problem in their community or the world. They believe that they just have to apply more attention to this text or idea.
- Engagement is often born of an emotional resonance to ideas—engaged children can describe experiences when a concept is imprinted in the heart as well as the mind. They are far more likely to remember the idea when a strong emotion is tied to a concept they’re learning or a text they’re reading. They may want to share their emotional reactions through writing, conversation, or art.
- Engagement is deepened by perspective bending—engaged children are aware of how others’ knowledge, emotions, and beliefs shape their own. When children talk and write about their beliefs, they are more engaged; they have a stake in the learning. They may be open to changing their thinking or beliefs when challenged and particularly relish the idea that their ideas can impact other learners. Their beliefs may bend, but rarely break.
- Engagement is often connected to a learner’s sense of the aesthetic—engaged children can describe moments when they find something beautiful or extraordinary, captivating, hilarious, or unusually meaningful. They may speak of a book or illustration, a painting, or an idea in science or math that seems to have been created just for them. They are drawn back to view it, discuss it, read it again and again. They claim the idea as somehow their own.





Students who are more motivated to learn and engaged in school have higher academic achievement and drop out at lower rates as compared to students who are less engaged in school (Klem & Connell, 2004). In light of the relationship between SE and academic achievement, creating a more positive, engaging experience for students is a promising approach to improving the academic performance of all learners (Appleton et al. 2008).

Given the importance of SE on short- and long-term outcomes, the MI Student Voice Perception Survey has SE-focused questions. The questions solicit students' perceptions of student-teacher relationships, teacher encouragement, personal motivation, and growth mindset.

### Belonging

Belonging refers to a student's experience involving a sense of connectedness towards their school (Allen et al., 2017). This domain is designed to help school districts develop a stronger understanding about students' sense of belonging by learning about their perspectives and experiences related to cultural awareness, fairness, an inclusive environment, and policies and procedures within the school.

A sense of belonging at school means feeling a sense of acceptance, respect, inclusion and support in a learning environment (Gray, 2021). There is substantial research showing a positive relationship between school belonging and academic achievement (Allen et al., 2017).

Given the importance of these topics for school improvement plans, it is crucial for stakeholders to continually monitor the implementation of inclusion efforts in local districts and schools. Focusing on implementation will provide stakeholders with insight into why differences might exist between districts and schools, where application deviates from expectations, and what barriers impede local implementation. Understanding implementation challenges and barriers will provide stakeholders with useful data that could be used to inform how resources and supports are used to successfully apply these efforts in local districts and schools. According to Panorama, without this data, schools cannot truly benchmark their progress towards ensuring that each and every student feels included and equipped to succeed (Panorama Education, 2022).





## Participation Rates

Participation rates are provided based on Responses compared to Student Count. This is the total percentage of students in the school/district that participated in the survey.

- **Responses:** The total number of students who participated in the survey.
- **Student Count:** The total number of students in the school/district according to the audited Fall Count in *mischooldata.org*.
- **Participation Rate:** Responses ÷ Student Count

Survey accuracy increases as participation rates increase. Rates around 50% are considered good whereas rates below 30% are not as reliable.

## Scale

Students answered questions using two different scales: Frequency Scale and Perception Scale.

A frequency scale measures the rate at which something occurs. The five-point scale is associated with a numerical value in order to find the average response to each question and domain. The higher the average, the better the student experience.

- |                  |                   |               |
|------------------|-------------------|---------------|
| (1) Almost Never | (2) Rarely        | (3) Sometimes |
| (4) Often        | (5) Almost Always |               |

A perception scale measures how a student feels about a subject. The five-point scale is associated with a numerical value in order to find the average response to each question and domain. The higher the average, the better the student experience.

- |                |               |              |
|----------------|---------------|--------------|
| (1) Not At All | (2) Slightly  | (3) Somewhat |
| (4) Quite      | (5) Extremely |              |







Next to each bar chart are several key insights.

- **Average:** The mean of responses for the school/district is calculated by adding all student responses for the question/domain and dividing by the total number of respondents ( $n$ ).
- **% Positive:** The percent of positive responses (any student who answered 4 or 5) are added together.
- **District Avg.:** The mean of responses for the entire district is calculated by adding all student responses in the district and dividing by the total number of respondents in the district ( $n$ ).
- **ISD Avg.:** The mean of responses for all districts within the ISD is calculated by adding all student responses across the ISD and dividing by the total number of respondents in the ISD ( $n$ ).



## MI Student VOICE Perception Survey - School

District: Godwin Heights Public Schools

School Year: 2022-2023

School: Godwin Heights MS

### Participation Rates

Grade Level	Responses	Student Count	Participation Rate
6th Grade	78	103	75.7%
8th Grade	110	133	82.7%
<b>Total</b>	<b>188</b>	<b>236</b>	<b>79.7%</b>

# MI Student VOICE Perception Survey - School

District: Godwin Heights Public Schools  
 School: Godwin Heights MS

School Year: 2022-2023

Domain: Social and Emotional Learning

Sub Domain: Belonging

Question: Do you feel like you belong at your school?

■ Almost Never   
 ■ Rarely   
 ■ Sometimes   
 ■ Often   
 ■ Almost Always

Grade Level	Average	% Positive	District Avg.	ISD Avg.
6th Grade	3.51 n=77	54.6%	3.51 n=77	3.60 n=1780
8th Grade	3.55 n=107	57.0%	3.55 n=107	3.41 n=1935

Domain: Social and Emotional Learning

Sub Domain: Belonging

Question: Do you feel like you belong at your school?

■ Almost Never   
 ■ Rarely   
 ■ Sometimes   
 ■ Often   
 ■ Almost Always

Gender	Average	% Positive	District Avg.	ISD Avg.
Female	3.32 n=81	46.9%	3.35 n=111	3.45 n=6946
Male	3.75 n=84	66.7%	3.77 n=108	3.72 n=6998
Non-binary/third gender	2.00 n=2	0.0%	2.00 n=2	2.75 n=218
Other (Prefer to self-describe)	3.83 n=6	50.0%	3.63 n=8	2.95 n=239
Prefer not to answer	3.71 n=7	57.1%	3.78 n=9	3.11 n=675

# MI Student VOICE Perception Survey - School

District: Godwin Heights Public Schools  
 School: Godwin Heights MS

School Year: 2022-2023

Domain: Social and Emotional Learning

Sub Domain: Belonging

Question: Do you feel like you belong at your school?

■ Almost Never   
 ■ Rarely   
 ■ Sometimes   
 ■ Often   
 ■ Almost Always

Race	Average	% Positive	District Avg.	ISD Avg.
American Indian or Alaska Native	3.00 n=5	40.0%	3.33 n=6	3.40 n=521
Asian or Asian American	4.40 n=5	80.0%	4.17 n=6	3.55 n=1022
Black or African American	3.65 n=48	56.3%	3.77 n=62	3.42 n=3668
Hispanic, Latinx or Spanish Origin	3.51 n=98	58.2%	3.50 n=141	3.46 n=3879
Middle Eastern or North African	2.67 n=3	33.3%	3.00 n=5	3.38 n=181
White	3.29 n=45	37.8%	3.33 n=48	3.62 n=7323
Other	4.00 n=5	60.0%	3.50 n=6	3.48 n=1133
Prefer not to answer	3.71 n=14	71.4%	3.63 n=16	3.48 n=1120

# MI Student VOICE Perception Survey - School

District: Godwin Heights Public Schools  
 School: Godwin Heights MS

School Year: 2022-2023

Domain: Social and Emotional Learning

Sub Domain: Relationships

Question: Do people in your school understand you as a person?

■ Almost Never   
 ■ Rarely   
 ■ Sometimes   
 ■ Often   
 ■ Almost Always

Grade Level	Average	% Positive	District Avg.	ISD Avg.
6th Grade	3.19 n=77	40.3%	3.19 n=77	3.38 n=1776
8th Grade	3.29 n=106	44.3%	3.29 n=106	3.16 n=1935

Domain: Social and Emotional Learning

Sub Domain: Relationships

Question: Do people in your school understand you as a person?

■ Almost Never   
 ■ Rarely   
 ■ Sometimes   
 ■ Often   
 ■ Almost Always

Gender	Average	% Positive	District Avg.	ISD Avg.
Female	3.05 n=81	33.3%	3.05 n=111	3.17 n=6943
Male	3.45 n=83	53.0%	3.46 n=107	3.39 n=6993
Non-binary/third gender	2.00 n=2	0.0%	2.00 n=2	2.57 n=218
Other (Prefer to self-describe)	3.17 n=6	16.7%	3.00 n=8	2.71 n=241
Prefer not to answer	3.57 n=7	57.1%	3.56 n=9	2.92 n=676

# MI Student VOICE Perception Survey - School

District: Godwin Heights Public Schools  
 School: Godwin Heights MS

School Year: 2022-2023

Domain: Social and Emotional Learning

Sub Domain: Relationships

Question: Do people in your school understand you as a person?

■ Almost Never    
 ■ Rarely    
 ■ Sometimes    
 ■ Often    
 ■ Almost Always

Race	Average	% Positive	District Avg.	ISD Avg.
American Indian or Alaska Native	3.20 n=5	60.0%	3.00 n=6	3.08 n=523
Asian or Asian American	4.00 n=5	80.0%	3.83 n=6	3.35 n=1019
Black or African American	3.23 n=47	42.6%	3.38 n=61	3.14 n=3676
Hispanic, Latinx or Spanish Origin	3.35 n=98	45.9%	3.28 n=141	3.19 n=3878
Middle Eastern or North African	4.00 n=2	50.0%	3.50 n=4	3.18 n=181
White	3.09 n=45	35.6%	3.10 n=48	3.30 n=7303
Other	3.00 n=5	20.0%	2.67 n=6	3.20 n=1128
Prefer not to answer	3.57 n=14	42.9%	3.50 n=16	3.30 n=1127

# MI Student VOICE Perception Survey - School

District: Godwin Heights Public Schools  
 School: Godwin Heights MS

School Year: 2022-2023

Domain: Social and Emotional Learning

Sub Domain: Relationships

Question: Do you feel connected to the adults at your school?

■ Almost Never   
 ■ Rarely   
 ■ Sometimes   
 ■ Often   
 ■ Almost Always

Grade Level	Average	% Positive	District Avg.	ISD Avg.
6th Grade	3.06 n=77	36.4%	3.06 n=77	3.24 n=1780
8th Grade	3.10 n=107	35.5%	3.10 n=107	3.00 n=1936

Domain: Social and Emotional Learning

Sub Domain: Relationships

Question: Do you feel connected to the adults at your school?

■ Almost Never   
 ■ Rarely   
 ■ Sometimes   
 ■ Often   
 ■ Almost Always

Gender	Average	% Positive	District Avg.	ISD Avg.
Female	2.85 n=81	22.2%	2.99 n=111	3.12 n=6958
Male	3.28 n=85	47.1%	3.32 n=109	3.27 n=7000
Non-binary/third gender	2.00 n=2	0.0%	2.00 n=2	2.90 n=216
Other (Prefer to self-describe)	3.40 n=5	40.0%	3.29 n=7	2.82 n=239
Prefer not to answer	3.14 n=7	42.9%	3.22 n=9	2.96 n=679

# MI Student VOICE Perception Survey - School

District: Godwin Heights Public Schools  
 School: Godwin Heights MS

School Year: 2022-2023

Domain: Social and Emotional Learning

Sub Domain: Relationships

Question: Do you feel connected to the adults at your school?

■ Almost Never   
 ■ Rarely   
 ■ Sometimes   
 ■ Often   
 ■ Almost Always

Race	Average	% Positive	District Avg.	ISD Avg.
American Indian or Alaska Native	3.80 n=5	60.0%	3.67 n=6	3.05 n=520
Asian or Asian American	3.60 n=5	60.0%	3.50 n=6	3.14 n=1023
Black or African American	3.31 n=49	44.9%	3.46 n=63	3.06 n=3668
Hispanic, Latinx or Spanish Origin	3.02 n=99	33.3%	3.11 n=142	2.99 n=3892
Middle Eastern or North African	2.67 n=3	33.3%	3.00 n=5	3.08 n=181
White	3.13 n=46	34.8%	3.16 n=49	3.27 n=7321
Other	3.25 n=4	25.0%	2.80 n=5	3.19 n=1127
Prefer not to answer	3.07 n=14	42.9%	3.00 n=16	3.29 n=1135



# MI Student VOICE Perception Survey - School

District: Godwin Heights Public Schools  
 School: Godwin Heights MS

School Year: 2022-2023

Domain: Social and Emotional Learning

Sub Domain: Relationships

Question: Do you feel connected to the students at your school?

■ Almost Never   
 ■ Rarely   
 ■ Sometimes   
 ■ Often   
 ■ Almost Always

Grade Level	Average	% Positive	District Avg.	ISD Avg.
6th Grade	3.17 n=77	42.9%	3.17 n=77	3.53 n=1782
8th Grade	3.40 n=107	46.7%	3.40 n=107	3.33 n=1938

Domain: Social and Emotional Learning

Sub Domain: Relationships

Question: Do you feel connected to the students at your school?

■ Almost Never   
 ■ Rarely   
 ■ Sometimes   
 ■ Often   
 ■ Almost Always

Gender	Average	% Positive	District Avg.	ISD Avg.
Female	3.17 n=81	38.3%	3.11 n=111	3.24 n=6955
Male	3.43 n=84	52.4%	3.49 n=107	3.54 n=6993
Non-binary/third gender	1.50 n=2	0.0%	1.50 n=2	2.77 n=217
Other (Prefer to self-describe)	3.83 n=6	50.0%	3.38 n=8	2.88 n=241
Prefer not to answer	3.57 n=7	57.1%	3.44 n=9	3.02 n=681

# MI Student VOICE Perception Survey - School

District: Godwin Heights Public Schools  
 School: Godwin Heights MS

School Year: 2022-2023

Domain: Social and Emotional Learning

Sub Domain: Relationships

Question: Do you feel connected to the students at your school?

■ Almost Never    
 ■ Rarely    
 ■ Sometimes    
 ■ Often    
 ■ Almost Always

Race	Average	% Positive	District Avg.	ISD Avg.
American Indian or Alaska Native	3.20 n=5	40.0%	3.17 n=6	3.32 n=519
Asian or Asian American	3.80 n=5	80.0%	3.67 n=6	3.40 n=1025
Black or African American	3.39 n=49	40.8%	3.48 n=63	3.31 n=3661
Hispanic, Latinx or Spanish Origin	3.40 n=98	51.0%	3.32 n=140	3.27 n=3889
Middle Eastern or North African	4.00 n=3	66.7%	3.80 n=5	3.29 n=182
White	3.31 n=45	44.4%	3.27 n=48	3.46 n=7324
Other	2.60 n=5	0.0%	2.33 n=6	3.39 n=1127
Prefer not to answer	3.14 n=14	35.7%	3.06 n=16	3.24 n=1129

# MI Student VOICE Perception Survey - School

District: Godwin Heights Public Schools  
 School: Godwin Heights MS

School Year: 2022-2023

Domain: Social and Emotional Learning

Sub Domain: Responsible decision-making

Question: Do you think about how your actions affect others?

■ Almost Never   
 ■ Rarely   
 ■ Sometimes   
 ■ Often   
 ■ Almost Always

Grade Level	Average	% Positive	District Avg.	ISD Avg.
6th Grade	3.49 n=78	56.4%	3.49 n=78	3.71 n=1787
8th Grade	3.79 n=108	60.2%	3.79 n=108	3.69 n=1940

Domain: Social and Emotional Learning

Sub Domain: Responsible decision-making

Question: Do you think about how your actions affect others?

■ Almost Never   
 ■ Rarely   
 ■ Sometimes   
 ■ Often   
 ■ Almost Always

Gender	Average	% Positive	District Avg.	ISD Avg.
Female	3.71 n=82	59.8%	3.80 n=112	3.88 n=6976
Male	3.55 n=85	54.1%	3.54 n=109	3.69 n=7022
Non-binary/third gender	4.50 n=2	100.0%	4.50 n=2	3.84 n=219
Other (Prefer to self-describe)	3.83 n=6	66.7%	3.38 n=8	3.52 n=243
Prefer not to answer	3.86 n=7	71.4%	3.78 n=9	3.74 n=677

# MI Student VOICE Perception Survey - School

District: Godwin Heights Public Schools  
 School: Godwin Heights MS

School Year: 2022-2023

Domain: Social and Emotional Learning

Sub Domain: Responsible decision-making

Question: Do you think about how your actions affect others?

■ Almost Never    
 ■ Rarely    
 ■ Sometimes    
 ■ Often    
 ■ Almost Always

Race	Average	% Positive	District Avg.	ISD Avg.
American Indian or Alaska Native	3.60 n=5	60.0%	3.67 n=6	3.67 n=521
Asian or Asian American	4.00 n=5	80.0%	4.00 n=6	3.87 n=1029
Black or African American	3.55 n=49	55.1%	3.59 n=63	3.60 n=3685
Hispanic, Latinx or Spanish Origin	3.66 n=99	58.6%	3.68 n=142	3.66 n=3899
Middle Eastern or North African	4.33 n=3	66.7%	4.20 n=5	3.74 n=185
White	3.85 n=46	63.0%	3.84 n=49	3.97 n=7330
Other	3.20 n=5	40.0%	2.83 n=6	3.61 n=1141
Prefer not to answer	3.71 n=14	64.3%	3.75 n=16	3.75 n=1130

# MI Student VOICE Perception Survey - School

District: Godwin Heights Public Schools  
 School: Godwin Heights MS

School Year: 2022-2023

Domain: Social and Emotional Learning

Sub Domain: Self-Awareness

Question: Are you able to stay calm when things are going wrong for you?

■ Almost Never    
 ■ Rarely    
 ■ Sometimes    
 ■ Often    
 ■ Almost Always

Grade Level	Average	% Positive	District Avg.	ISD Avg.
6th Grade	3.50 n=78	51.3%	3.50 n=78	3.58 n=1799
8th Grade	3.50 n=109	55.1%	3.50 n=109	3.69 n=1945

Domain: Social and Emotional Learning

Sub Domain: Self-Awareness

Question: Are you able to stay calm when things are going wrong for you?

■ Almost Never    
 ■ Rarely    
 ■ Sometimes    
 ■ Often    
 ■ Almost Always

Gender	Average	% Positive	District Avg.	ISD Avg.
Female	3.22 n=82	40.2%	3.27 n=111	3.53 n=7000
Male	3.72 n=85	67.1%	3.66 n=109	3.80 n=7041
Non-binary/third gender	5.00 n=2	100.0%	5.00 n=2	3.26 n=219
Other (Prefer to self-describe)	4.00 n=6	66.7%	3.38 n=8	3.28 n=245
Prefer not to answer	3.29 n=7	28.6%	3.44 n=9	3.42 n=683

# MI Student VOICE Perception Survey - School

District: Godwin Heights Public Schools  
 School: Godwin Heights MS

School Year: 2022-2023

Domain: Social and Emotional Learning

Sub Domain: Self-Awareness

Question: Are you able to stay calm when things are going wrong for you?

■ Almost Never    
 ■ Rarely    
 ■ Sometimes    
 ■ Often    
 ■ Almost Always

Race	Average	% Positive	District Avg.	ISD Avg.
American Indian or Alaska Native	3.60 n=5	60.0%	3.67 n=6	3.59 n=526
Asian or Asian American	4.00 n=5	60.0%	3.83 n=6	3.69 n=1032
Black or African American	3.53 n=49	53.1%	3.45 n=62	3.56 n=3693
Hispanic, Latinx or Spanish Origin	3.48 n=99	53.5%	3.49 n=142	3.60 n=3915
Middle Eastern or North African	4.33 n=3	66.7%	4.40 n=5	3.65 n=184
White	3.35 n=46	50.0%	3.33 n=49	3.75 n=7342
Other	3.40 n=5	40.0%	3.00 n=6	3.50 n=1144
Prefer not to answer	3.43 n=14	50.0%	3.50 n=16	3.63 n=1142

# MI Student VOICE Perception Survey - School

District: Godwin Heights Public Schools  
 School: Godwin Heights MS

School Year: 2022-2023

Domain: Social and Emotional Learning

Sub Domain: Self-Awareness

Question: Are you able to control your emotions when you need to?

■ Almost Never    
 ■ Rarely    
 ■ Sometimes    
 ■ Often    
 ■ Almost Always

	Grade Level	Average	% Positive	District Avg.	ISD Avg.
6th Grade		3.77 n=78	62.8%	3.77 n=78	3.81 n=1797
8th Grade		3.83 n=109	61.5%	3.83 n=109	3.93 n=1940

Domain: Social and Emotional Learning

Sub Domain: Self-Awareness

Question: Are you able to control your emotions when you need to?

■ Almost Never    
 ■ Rarely    
 ■ Sometimes    
 ■ Often    
 ■ Almost Always

	Gender	Average	% Positive	District Avg.	ISD Avg.
Female		3.60 n=82	53.7%	3.66 n=112	3.78 n=6978
Male		3.93 n=85	65.9%	3.93 n=109	4.06 n=7025
Non-binary/third gender		4.50 n=2	100.0%	4.50 n=2	3.49 n=217
Other (Prefer to self-describe)		4.50 n=6	100.0%	4.00 n=8	3.47 n=248
Prefer not to answer		4.00 n=7	71.4%	4.00 n=9	3.66 n=684

# MI Student VOICE Perception Survey - School

District: Godwin Heights Public Schools  
 School: Godwin Heights MS

School Year: 2022-2023

Domain: Social and Emotional Learning

Sub Domain: Self-Awareness

Question: Are you able to control your emotions when you need to?

■ Almost Never    
 ■ Rarely    
 ■ Sometimes    
 ■ Often    
 ■ Almost Always

Race	Average	% Positive	District Avg.	ISD Avg.
American Indian or Alaska Native	4.20 n=5	80.0%	4.33 n=6	3.80 n=520
Asian or Asian American	3.80 n=5	60.0%	3.67 n=6	3.95 n=1029
Black or African American	3.71 n=49	55.1%	3.73 n=63	3.79 n=3679
Hispanic, Latinx or Spanish Origin	3.84 n=99	63.6%	3.84 n=142	3.85 n=3901
Middle Eastern or North African	4.33 n=3	100.0%	4.20 n=5	3.97 n=183
White	3.76 n=46	63.0%	3.80 n=49	4.03 n=7341
Other	3.80 n=5	60.0%	3.33 n=6	3.73 n=1138
Prefer not to answer	3.86 n=14	71.4%	3.94 n=16	3.81 n=1145



# MI Student VOICE Perception Survey - School

District: Godwin Heights Public Schools  
 School: Godwin Heights MS

School Year: 2022-2023

Domain: Social and Emotional Learning

Sub Domain: Self-Awareness

Question: Are you able to stay calm when people around you are angry?

■ Almost Never    
 ■ Rarely    
 ■ Sometimes    
 ■ Often    
 ■ Almost Always

Grade Level	Average	% Positive	District Avg.	ISD Avg.
6th Grade	3.62 n=78	55.1%	3.62 n=78	3.83 n=1791
8th Grade	3.87 n=108	66.7%	3.87 n=108	3.92 n=1938

Domain: Social and Emotional Learning

Sub Domain: Self-Awareness

Question: Are you able to stay calm when people around you are angry?

■ Almost Never    
 ■ Rarely    
 ■ Sometimes    
 ■ Often    
 ■ Almost Always

Gender	Average	% Positive	District Avg.	ISD Avg.
Female	3.67 n=81	58.0%	3.71 n=110	3.78 n=6974
Male	3.85 n=85	65.9%	3.79 n=109	4.00 n=7011
Non-binary/third gender	5.00 n=2	100.0%	5.00 n=2	3.28 n=218
Other (Prefer to self-describe)	4.17 n=6	66.7%	3.88 n=8	3.50 n=242
Prefer not to answer	3.43 n=7	42.9%	3.67 n=9	3.61 n=680

# MI Student VOICE Perception Survey - School

District: Godwin Heights Public Schools  
 School: Godwin Heights MS

School Year: 2022-2023

Domain: Social and Emotional Learning

Sub Domain: Self-Awareness

Question: Are you able to stay calm when people around you are angry?

■ Almost Never    
 ■ Rarely    
 ■ Sometimes    
 ■ Often    
 ■ Almost Always

Race	Average	% Positive	District Avg.	ISD Avg.
American Indian or Alaska Native	4.20 n=5	80.0%	4.33 n=6	3.83 n=520
Asian or Asian American	3.60 n=5	60.0%	3.50 n=6	3.82 n=1028
Black or African American	3.96 n=49	71.4%	3.89 n=62	3.89 n=3666
Hispanic, Latinx or Spanish Origin	3.73 n=99	57.6%	3.75 n=142	3.82 n=3898
Middle Eastern or North African	3.67 n=3	33.3%	3.80 n=5	3.89 n=182
White	3.72 n=46	63.0%	3.80 n=49	3.93 n=7342
Other	3.60 n=5	40.0%	3.17 n=6	3.69 n=1135
Prefer not to answer	3.71 n=14	64.3%	3.75 n=16	3.79 n=1138

# MI Student VOICE Perception Survey - School

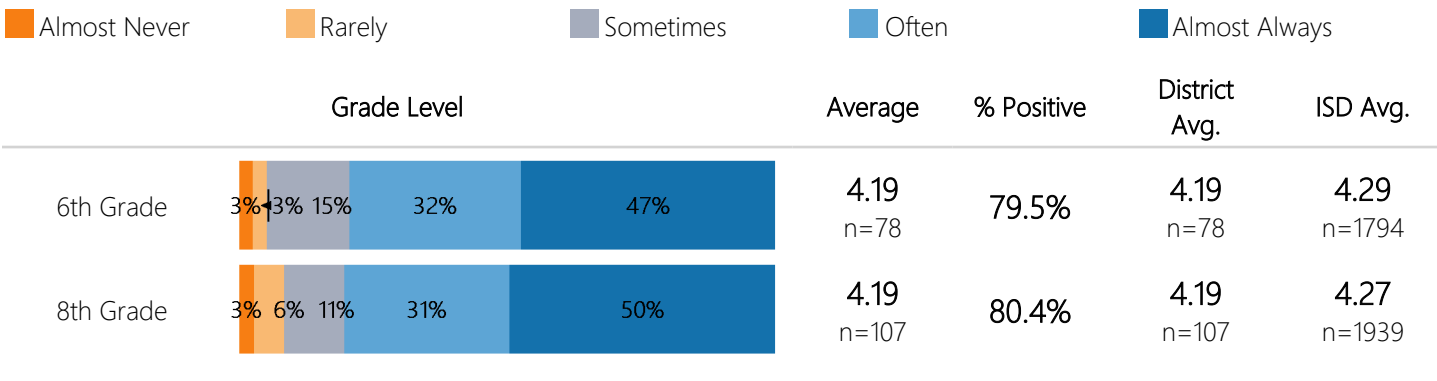
District: Godwin Heights Public Schools  
 School: Godwin Heights MS

School Year: 2022-2023

Domain: Social and Emotional Learning

Sub Domain: Self-Management

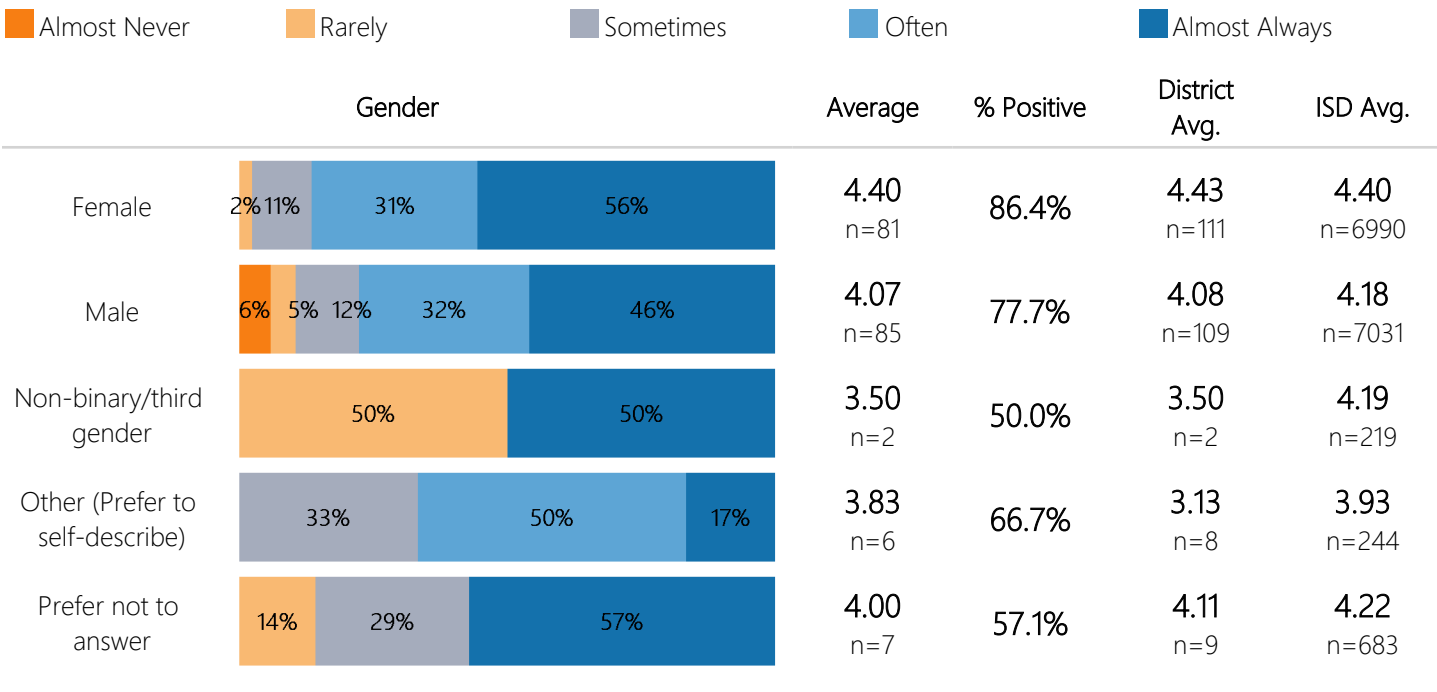
Question: Do you come to class prepared?



Domain: Social and Emotional Learning

Sub Domain: Self-Management

Question: Do you come to class prepared?



# MI Student VOICE Perception Survey - School

District: Godwin Heights Public Schools  
 School: Godwin Heights MS

School Year: 2022-2023

Domain: Social and Emotional Learning

Sub Domain: Self-Management

Question: Do you come to class prepared?

■ Almost Never    
 ■ Rarely    
 ■ Sometimes    
 ■ Often    
 ■ Almost Always

Race	Average	% Positive	District Avg.	ISD Avg.
American Indian or Alaska Native	3.80 n=5	80.0%	3.83 n=6	4.13 n=522
Asian or Asian American	3.80 n=5	60.0%	4.00 n=6	4.32 n=1028
Black or African American	4.08 n=49	77.6%	3.94 n=63	4.06 n=3691
Hispanic, Latinx or Spanish Origin	4.34 n=98	86.7%	4.40 n=141	4.20 n=3905
Middle Eastern or North African	4.00 n=3	66.7%	4.20 n=5	4.17 n=185
White	4.35 n=46	82.6%	4.29 n=49	4.46 n=7339
Other	4.00 n=5	80.0%	3.50 n=6	4.10 n=1141
Prefer not to answer	4.21 n=14	78.6%	4.25 n=16	4.31 n=1144

# MI Student VOICE Perception Survey - School

District: Godwin Heights Public Schools  
 School: Godwin Heights MS

School Year: 2022-2023

Domain: Social and Emotional Learning

Sub Domain: Self-Management

Question: Do you wait until last minute to get your work finished?

■ Almost Never   
 ■ Rarely   
 ■ Sometimes   
 ■ Often   
 ■ Almost Always

Grade Level	Average	% Positive	District Avg.	ISD Avg.
6th Grade	3.75 n=77	62.3%	3.75 n=77	3.68 n=1752
8th Grade	3.40 n=106	52.8%	3.40 n=106	3.27 n=1914

Domain: Social and Emotional Learning

Sub Domain: Self-Management

Question: Do you wait until last minute to get your work finished?

■ Almost Never   
 ■ Rarely   
 ■ Sometimes   
 ■ Often   
 ■ Almost Always

Gender	Average	% Positive	District Avg.	ISD Avg.
Female	3.61 n=80	56.3%	3.50 n=109	3.36 n=6884
Male	3.55 n=85	61.2%	3.43 n=107	3.28 n=6904
Non-binary/third gender	4.00 n=2	50.0%	4.00 n=2	2.96 n=215
Other (Prefer to self-describe)	3.20 n=5	20.0%	3.43 n=7	3.18 n=237
Prefer not to answer	3.00 n=7	42.9%	3.11 n=9	3.27 n=671

# MI Student VOICE Perception Survey - School

District: Godwin Heights Public Schools  
 School: Godwin Heights MS

School Year: 2022-2023

Domain: Social and Emotional Learning

Sub Domain: Self-Management

Question: Do you wait until last minute to get your work finished?

■ Almost Never    
 ■ Rarely    
 ■ Sometimes    
 ■ Often    
 ■ Almost Always

Race	Average	% Positive	District Avg.	ISD Avg.
American Indian or Alaska Native	3.40 n=5	40.0%	3.33 n=6	3.27 n=510
Asian or Asian American	4.20 n=5	80.0%	4.33 n=6	3.21 n=1015
Black or African American	3.40 n=47	46.8%	3.35 n=60	3.29 n=3600
Hispanic, Latinx or Spanish Origin	3.52 n=97	58.8%	3.36 n=138	3.22 n=3838
Middle Eastern or North African	4.00 n=3	66.7%	3.40 n=5	3.26 n=180
White	3.59 n=46	56.5%	3.59 n=49	3.32 n=7258
Other	3.80 n=5	60.0%	4.00 n=6	3.47 n=1124
Prefer not to answer	3.64 n=14	57.1%	3.56 n=16	3.56 n=1119

# MI Student VOICE Perception Survey - School

District: Godwin Heights Public Schools  
 School: Godwin Heights MS

School Year: 2022-2023

Domain: Social and Emotional Learning

Sub Domain: Self-Management

Question: Are you able to ignore distractions to pay attention in class?

■ Not At All    
 ■ Slightly    
 ■ Somewhat    
 ■ Quite    
 ■ Extremely

Grade Level	Average	% Positive	District Avg.	ISD Avg.
6th Grade	3.12 n=77	44.2%	3.12 n=77	3.15 n=1795
8th Grade	3.14 n=108	35.2%	3.14 n=108	3.22 n=1943

Domain: Social and Emotional Learning

Sub Domain: Self-Management

Question: Are you able to ignore distractions to pay attention in class?

■ Not At All    
 ■ Slightly    
 ■ Somewhat    
 ■ Quite    
 ■ Extremely

Gender	Average	% Positive	District Avg.	ISD Avg.
Female	3.06 n=82	32.9%	3.19 n=112	3.19 n=6997
Male	3.15 n=85	42.4%	3.15 n=109	3.29 n=7038
Non-binary/third gender	3.50 n=2	50.0%	3.50 n=2	2.91 n=219
Other (Prefer to self-describe)	3.67 n=6	66.7%	3.50 n=8	2.91 n=247
Prefer not to answer	2.67 n=6	33.3%	3.00 n=8	3.07 n=681

# MI Student VOICE Perception Survey - School

District: Godwin Heights Public Schools  
 School: Godwin Heights MS

School Year: 2022-2023

Domain: Social and Emotional Learning

Sub Domain: Self-Management

Question: Are you able to ignore distractions to pay attention in class?

■ Not At All    
 ■ Slightly    
 ■ Somewhat    
 ■ Quite    
 ■ Extremely

Race	Average	% Positive	District Avg.	ISD Avg.
American Indian or Alaska Native	3.40 n=5	60.0%	3.33 n=6	3.20 n=525
Asian or Asian American	3.80 n=5	60.0%	3.83 n=6	3.34 n=1030
Black or African American	3.10 n=49	38.8%	3.11 n=63	3.21 n=3691
Hispanic, Latinx or Spanish Origin	3.13 n=98	35.7%	3.25 n=141	3.23 n=3907
Middle Eastern or North African	2.67 n=3	0.0%	3.20 n=5	3.30 n=184
White	3.22 n=46	43.5%	3.22 n=49	3.21 n=7345
Other	3.40 n=5	60.0%	3.00 n=6	3.13 n=1144
Prefer not to answer	3.00 n=14	50.0%	3.13 n=16	3.20 n=1140



# MI Student VOICE Perception Survey - School

District: Godwin Heights Public Schools  
 School: Godwin Heights MS

School Year: 2022-2023

Domain: Social and Emotional Learning

Sub Domain: Social-Awareness

Question: Do you care about other people's feelings?

■ Almost Never    
 ■ Rarely    
 ■ Sometimes    
 ■ Often    
 ■ Almost Always

Grade Level	Average	% Positive	District Avg.	ISD Avg.
6th Grade	3.87 n=78	70.5%	3.87 n=78	4.06 n=1798
8th Grade	3.81 n=106	59.4%	3.81 n=106	3.85 n=1938

Domain: Social and Emotional Learning

Sub Domain: Social-Awareness

Question: Do you care about other people's feelings?

■ Almost Never    
 ■ Rarely    
 ■ Sometimes    
 ■ Often    
 ■ Almost Always

Gender	Average	% Positive	District Avg.	ISD Avg.
Female	3.93 n=82	67.1%	3.97 n=112	4.15 n=6999
Male	3.69 n=83	57.8%	3.64 n=107	3.79 n=7031
Non-binary/third gender	5.00 n=2	100.0%	5.00 n=2	3.98 n=219
Other (Prefer to self-describe)	3.83 n=6	66.7%	3.38 n=8	3.56 n=245
Prefer not to answer	3.86 n=7	71.4%	3.67 n=9	3.91 n=685

# MI Student VOICE Perception Survey - School

District: Godwin Heights Public Schools  
 School: Godwin Heights MS

School Year: 2022-2023

Domain: Social and Emotional Learning

Sub Domain: Social-Awareness

Question: Do you care about other people's feelings?

■ Almost Never    
 ■ Rarely    
 ■ Sometimes    
 ■ Often    
 ■ Almost Always

Race	Average	% Positive	District Avg.	ISD Avg.
American Indian or Alaska Native	3.20 n=5	60.0%	3.33 n=6	3.82 n=523
Asian or Asian American	3.60 n=5	60.0%	3.50 n=6	3.97 n=1031
Black or African American	3.90 n=48	66.7%	3.95 n=62	3.75 n=3689
Hispanic, Latinx or Spanish Origin	3.81 n=98	63.3%	3.74 n=141	3.78 n=3908
Middle Eastern or North African	4.00 n=3	66.7%	4.20 n=5	3.83 n=184
White	4.04 n=45	71.1%	4.02 n=48	4.19 n=7343
Other	3.20 n=5	40.0%	2.83 n=6	3.92 n=1141
Prefer not to answer	3.79 n=14	64.3%	3.69 n=16	4.00 n=1141

# MI Student VOICE Perception Survey - School

District: Godwin Heights Public Schools  
 School: Godwin Heights MS

School Year: 2022-2023

Domain: Social and Emotional Learning

Sub Domain: Social-Awareness

Question: Do you respect other people's point of view, even if they disagree with you?

■ Almost Never    
 ■ Rarely    
 ■ Sometimes    
 ■ Often    
 ■ Almost Always

Grade Level	Average	% Positive	District Avg.	ISD Avg.
6th Grade	3.75 n=77	62.3%	3.75 n=77	3.87 n=1793
8th Grade	3.95 n=108	65.7%	3.95 n=108	3.85 n=1942

Domain: Social and Emotional Learning

Sub Domain: Social-Awareness

Question: Do you respect other people's point of view, even if they disagree with you?

■ Almost Never    
 ■ Rarely    
 ■ Sometimes    
 ■ Often    
 ■ Almost Always

Gender	Average	% Positive	District Avg.	ISD Avg.
Female	3.95 n=82	68.3%	3.92 n=112	4.00 n=6988
Male	3.72 n=85	57.7%	3.73 n=109	3.84 n=7017
Non-binary/third gender	3.50 n=2	50.0%	3.50 n=2	3.80 n=217
Other (Prefer to self-describe)	4.40 n=5	80.0%	3.86 n=7	3.60 n=245
Prefer not to answer	4.29 n=7	85.7%	4.00 n=9	3.88 n=681

# MI Student VOICE Perception Survey - School

District: Godwin Heights Public Schools  
 School: Godwin Heights MS

School Year: 2022-2023

Domain: Social and Emotional Learning

Sub Domain: Social-Awareness

Question: Do you respect other people's point of view, even if they disagree with you?

■ Almost Never    
 ■ Rarely    
 ■ Sometimes    
 ■ Often    
 ■ Almost Always

Race	Average	% Positive	District Avg.	ISD Avg.
American Indian or Alaska Native	3.80 n=5	60.0%	4.00 n=6	3.88 n=520
Asian or Asian American	3.80 n=5	60.0%	3.83 n=6	3.95 n=1030
Black or African American	3.98 n=49	65.3%	3.86 n=63	3.76 n=3681
Hispanic, Latinx or Spanish Origin	3.79 n=99	58.6%	3.79 n=142	3.86 n=3904
Middle Eastern or North African	4.00 n=3	100.0%	3.80 n=5	3.68 n=183
White	3.96 n=46	71.7%	3.92 n=49	4.04 n=7340
Other	4.25 n=4	75.0%	3.60 n=5	3.74 n=1137
Prefer not to answer	3.71 n=14	71.4%	3.69 n=16	3.92 n=1133

# MI Student VOICE Perception Survey - School

District: Godwin Heights Public Schools  
 School: Godwin Heights MS

School Year: 2022-2023

Domain: Student Engagement

Sub Domain: Classroom climate

Question: Do your teachers talk about ways to resolve disagreements?

■ Almost Never    
 ■ Rarely    
 ■ Sometimes    
 ■ Often    
 ■ Almost Always

Grade Level	Average	% Positive	District Avg.	ISD Avg.
6th Grade	3.55 n=76	54.0%	3.55 n=76	3.68 n=1784
8th Grade	3.60 n=104	52.9%	3.60 n=104	3.27 n=1926

Domain: Student Engagement

Sub Domain: Classroom climate

Question: Do your teachers talk about ways to resolve disagreements?

■ Almost Never    
 ■ Rarely    
 ■ Sometimes    
 ■ Often    
 ■ Almost Always

Gender	Average	% Positive	District Avg.	ISD Avg.
Female	3.48 n=79	48.1%	3.52 n=109	3.32 n=6939
Male	3.61 n=84	56.0%	3.61 n=108	3.39 n=6982
Non-binary/third gender	3.00 n=2	0.0%	3.00 n=2	3.28 n=215
Other (Prefer to self-describe)	3.60 n=5	60.0%	3.29 n=7	3.22 n=242
Prefer not to answer	3.83 n=6	66.7%	3.63 n=8	3.30 n=673

# MI Student VOICE Perception Survey - School

District: Godwin Heights Public Schools  
 School: Godwin Heights MS

School Year: 2022-2023

Domain: Student Engagement

Sub Domain: Classroom climate

Question: Do your teachers talk about ways to resolve disagreements?

■ Almost Never    
 ■ Rarely    
 ■ Sometimes    
 ■ Often    
 ■ Almost Always

Race	Average	% Positive	District Avg.	ISD Avg.
American Indian or Alaska Native	4.00 n=5	80.0%	3.83 n=6	3.25 n=517
Asian or Asian American	3.80 n=5	40.0%	3.50 n=6	3.36 n=1016
Black or African American	3.57 n=47	46.8%	3.62 n=61	3.42 n=3650
Hispanic, Latinx or Spanish Origin	3.65 n=97	56.7%	3.64 n=140	3.34 n=3886
Middle Eastern or North African	4.33 n=3	66.7%	4.00 n=5	3.25 n=185
White	3.62 n=45	48.9%	3.60 n=48	3.18 n=7306
Other	2.80 n=5	40.0%	2.50 n=6	3.40 n=1137
Prefer not to answer	3.62 n=13	69.2%	3.60 n=15	3.47 n=1127

# MI Student VOICE Perception Survey - School

District: Godwin Heights Public Schools  
 School: Godwin Heights MS

School Year: 2022-2023

Domain: Student Engagement

Sub Domain: Classroom climate

Question: Do your teachers talk about how your actions affect others?

■ Almost Never    
 ■ Rarely    
 ■ Sometimes    
 ■ Often    
 ■ Almost Always

Grade Level	Average	% Positive	District Avg.	ISD Avg.
6th Grade	3.44 n=78	50.0%	3.44 n=78	3.63 n=1784
8th Grade	3.50 n=106	53.8%	3.50 n=106	3.24 n=1930

Domain: Student Engagement

Sub Domain: Classroom climate

Question: Do your teachers talk about how your actions affect others?

■ Almost Never    
 ■ Rarely    
 ■ Sometimes    
 ■ Often    
 ■ Almost Always

Gender	Average	% Positive	District Avg.	ISD Avg.
Female	3.39 n=80	50.0%	3.38 n=110	3.24 n=6947
Male	3.55 n=85	52.9%	3.59 n=109	3.32 n=7011
Non-binary/third gender	2.00 n=2	0.0%	2.00 n=2	3.17 n=216
Other (Prefer to self-describe)	3.83 n=6	66.7%	3.63 n=8	3.25 n=246
Prefer not to answer	3.43 n=7	57.1%	3.33 n=9	3.21 n=677

# MI Student VOICE Perception Survey - School

District: Godwin Heights Public Schools  
 School: Godwin Heights MS

School Year: 2022-2023

Domain: Student Engagement

Sub Domain: Classroom climate

Question: Do your teachers talk about how your actions affect others?

■ Almost Never    
 ■ Rarely    
 ■ Sometimes    
 ■ Often    
 ■ Almost Always

Race	Average	% Positive	District Avg.	ISD Avg.
American Indian or Alaska Native	3.80 n=5	80.0%	3.67 n=6	3.18 n=519
Asian or Asian American	3.80 n=5	60.0%	3.67 n=6	3.29 n=1018
Black or African American	3.60 n=48	56.3%	3.66 n=62	3.35 n=3668
Hispanic, Latinx or Spanish Origin	3.41 n=99	49.5%	3.42 n=142	3.18 n=3896
Middle Eastern or North African	4.00 n=3	100.0%	3.80 n=5	3.18 n=186
White	3.56 n=45	53.3%	3.58 n=48	3.19 n=7315
Other	3.40 n=5	20.0%	3.00 n=6	3.31 n=1140
Prefer not to answer	3.71 n=14	64.3%	3.63 n=16	3.34 n=1126



# MI Student VOICE Perception Survey - School

District: Godwin Heights Public Schools  
 School: Godwin Heights MS

School Year: 2022-2023

Domain: Student Engagement

Sub Domain: Classroom rigor

Question: Do your teachers encourage you to do your best?

■ Almost never    
 ■ Rarely    
 ■ Sometimes    
 ■ Often    
 ■ Almost Always

Grade Level	Average	% Positive	District Avg.	ISD Avg.
6th Grade	4.26 n=78	79.5%	4.26 n=78	4.34 n=1789
8th Grade	4.06 n=105	75.2%	4.06 n=105	4.10 n=1923

Domain: Student Engagement

Sub Domain: Classroom rigor

Question: Do your teachers encourage you to do your best?

■ Almost never    
 ■ Rarely    
 ■ Sometimes    
 ■ Often    
 ■ Almost Always

Gender	Average	% Positive	District Avg.	ISD Avg.
Female	4.01 n=81	74.1%	4.07 n=111	4.26 n=6976
Male	4.22 n=83	79.5%	4.20 n=107	4.22 n=7004
Non-binary/third gender	3.00 n=2	0.0%	3.00 n=2	4.03 n=216
Other (Prefer to self-describe)	4.50 n=6	83.3%	3.88 n=8	3.90 n=241
Prefer not to answer	4.43 n=7	85.7%	4.11 n=9	4.17 n=677

# MI Student VOICE Perception Survey - School

District: Godwin Heights Public Schools  
 School: Godwin Heights MS

School Year: 2022-2023

Domain: Student Engagement

Sub Domain: Classroom rigor

Question: Do your teachers encourage you to do your best?

■ Almost never    
 ■ Rarely    
 ■ Sometimes    
 ■ Often    
 ■ Almost Always

Race	Average	% Positive	District Avg.	ISD Avg.
American Indian or Alaska Native	4.20 n=5	80.0%	4.00 n=6	4.10 n=522
Asian or Asian American	4.40 n=5	80.0%	4.33 n=6	4.25 n=1026
Black or African American	4.17 n=48	75.0%	4.15 n=62	4.18 n=3662
Hispanic, Latinx or Spanish Origin	3.99 n=97	70.1%	4.06 n=140	4.13 n=3893
Middle Eastern or North African	4.67 n=3	100.0%	4.40 n=5	4.03 n=185
White	4.20 n=46	80.4%	4.16 n=49	4.27 n=7328
Other	4.20 n=5	80.0%	3.67 n=6	4.19 n=1135
Prefer not to answer	4.50 n=14	92.9%	4.44 n=16	4.34 n=1138

# MI Student VOICE Perception Survey - School

District: Godwin Heights Public Schools  
 School: Godwin Heights MS

School Year: 2022-2023

Domain: Student Engagement

Sub Domain: Classroom rigor

Question: Do your teachers take time to make sure you understand the lesson?

■ Almost never    
 ■ Rarely    
 ■ Sometimes    
 ■ Often    
 ■ Almost Always

Grade Level	Average	% Positive	District Avg.	ISD Avg.
6th Grade	3.71 n=78	57.7%	3.71 n=78	3.89 n=1787
8th Grade	3.72 n=107	55.1%	3.72 n=107	3.62 n=1924

Domain: Student Engagement

Sub Domain: Classroom rigor

Question: Do your teachers take time to make sure you understand the lesson?

■ Almost never    
 ■ Rarely    
 ■ Sometimes    
 ■ Often    
 ■ Almost Always

Gender	Average	% Positive	District Avg.	ISD Avg.
Female	3.60 n=82	47.6%	3.69 n=112	3.71 n=6973
Male	3.73 n=84	60.7%	3.81 n=108	3.82 n=6998
Non-binary/third gender	3.50 n=2	50.0%	3.50 n=2	3.53 n=217
Other (Prefer to self-describe)	4.67 n=6	100.0%	4.00 n=8	3.42 n=243
Prefer not to answer	3.86 n=7	57.1%	3.67 n=9	3.60 n=677

# MI Student VOICE Perception Survey - School

District: Godwin Heights Public Schools  
 School: Godwin Heights MS

School Year: 2022-2023

Domain: Student Engagement

Sub Domain: Classroom rigor

Question: Do your teachers take time to make sure you understand the lesson?

■ Almost never    
 ■ Rarely    
 ■ Sometimes    
 ■ Often    
 ■ Almost Always

Race	Average	% Positive	District Avg.	ISD Avg.
American Indian or Alaska Native	3.40 n=5	40.0%	3.50 n=6	3.63 n=519
Asian or Asian American	4.20 n=5	80.0%	4.00 n=6	3.74 n=1024
Black or African American	3.69 n=49	53.1%	3.71 n=63	3.75 n=3665
Hispanic, Latinx or Spanish Origin	3.68 n=98	52.0%	3.77 n=141	3.71 n=3890
Middle Eastern or North African	4.00 n=3	66.7%	4.00 n=5	3.46 n=185
White	3.50 n=46	50.0%	3.51 n=49	3.71 n=7325
Other	4.00 n=5	80.0%	3.50 n=6	3.72 n=1137
Prefer not to answer	4.07 n=14	78.6%	4.06 n=16	3.87 n=1135

# MI Student VOICE Perception Survey - School

District: Godwin Heights Public Schools  
 School: Godwin Heights MS

School Year: 2022-2023

Domain: Student Engagement

Sub Domain: Growth mindset

Question: Do you feel like you are capable of learning anything?

■ Not At All    
 ■ Slightly    
 ■ Somewhat    
 ■ Quite    
 ■ Extremely

Grade Level	Average	% Positive	District Avg.	ISD Avg.
6th Grade	3.48 n=77	52.0%	3.48 n=77	3.78 n=1791
8th Grade	3.79 n=106	67.0%	3.79 n=106	3.75 n=1933

Domain: Student Engagement

Sub Domain: Growth mindset

Question: Do you feel like you are capable of learning anything?

■ Not At All    
 ■ Slightly    
 ■ Somewhat    
 ■ Quite    
 ■ Extremely

Gender	Average	% Positive	District Avg.	ISD Avg.
Female	3.54 n=79	53.2%	3.65 n=109	3.81 n=6968
Male	3.89 n=85	69.4%	3.94 n=109	3.95 n=6998
Non-binary/third gender	3.00 n=2	50.0%	3.00 n=2	3.47 n=215
Other (Prefer to self-describe)	2.67 n=6	33.3%	2.50 n=8	3.44 n=243
Prefer not to answer	3.14 n=7	57.1%	3.11 n=9	3.54 n=673

# MI Student VOICE Perception Survey - School

District: Godwin Heights Public Schools  
 School: Godwin Heights MS

School Year: 2022-2023

Domain: Student Engagement

Sub Domain: Growth mindset

Question: Do you feel like you are capable of learning anything?

■ Not At All    
 ■ Slightly    
 ■ Somewhat    
 ■ Quite    
 ■ Extremely

Race	Average	% Positive	District Avg.	ISD Avg.
American Indian or Alaska Native	3.40 n=5	60.0%	3.67 n=6	3.83 n=518
Asian or Asian American	4.40 n=5	80.0%	4.17 n=6	3.87 n=1024
Black or African American	3.96 n=48	75.0%	3.90 n=62	3.93 n=3649
Hispanic, Latinx or Spanish Origin	3.69 n=98	60.2%	3.77 n=141	3.79 n=3895
Middle Eastern or North African	3.67 n=3	66.7%	4.00 n=5	3.85 n=185
White	3.80 n=46	67.4%	3.78 n=49	3.88 n=7330
Other	2.40 n=5	20.0%	2.17 n=6	3.77 n=1138
Prefer not to answer	3.21 n=14	50.0%	3.31 n=16	3.75 n=1132

# MI Student VOICE Perception Survey - School

District: Godwin Heights Public Schools  
 School: Godwin Heights MS

School Year: 2022-2023

Domain: Student Engagement

Sub Domain: Growth mindset

Question: Do you feel like you can get smarter with hard work?

■ Not At All    
 ■ Slightly    
 ■ Somewhat    
 ■ Quite    
 ■ Extremely

Grade Level	Average	% Positive	District Avg.	ISD Avg.
6th Grade	3.67 n=78	61.5%	3.67 n=78	3.89 n=1791
8th Grade	3.71 n=107	61.7%	3.71 n=107	3.75 n=1933

Domain: Student Engagement

Sub Domain: Growth mindset

Question: Do you feel like you can get smarter with hard work?

■ Not At All    
 ■ Slightly    
 ■ Somewhat    
 ■ Quite    
 ■ Extremely

Gender	Average	% Positive	District Avg.	ISD Avg.
Female	3.41 n=81	51.9%	3.59 n=111	3.80 n=6982
Male	3.94 n=85	70.6%	3.98 n=109	3.95 n=7015
Non-binary/third gender	3.50 n=2	50.0%	3.50 n=2	3.53 n=218
Other (Prefer to self-describe)	3.33 n=6	33.3%	3.00 n=8	3.42 n=244
Prefer not to answer	3.86 n=7	71.4%	3.67 n=9	3.56 n=677

# MI Student VOICE Perception Survey - School

District: Godwin Heights Public Schools  
 School: Godwin Heights MS

School Year: 2022-2023

Domain: Student Engagement

Sub Domain: Growth mindset

Question: Do you feel like you can get smarter with hard work?

■ Not At All    
 ■ Slightly    
 ■ Somewhat    
 ■ Quite    
 ■ Extremely

Race	Average	% Positive	District Avg.	ISD Avg.
American Indian or Alaska Native	3.60 n=5	80.0%	3.83 n=6	3.79 n=521
Asian or Asian American	4.20 n=5	80.0%	4.17 n=6	3.91 n=1022
Black or African American	3.84 n=49	63.3%	3.87 n=63	3.85 n=3669
Hispanic, Latinx or Spanish Origin	3.66 n=99	60.6%	3.75 n=142	3.72 n=3902
Middle Eastern or North African	2.33 n=3	0.0%	2.60 n=5	3.81 n=186
White	3.72 n=46	63.0%	3.69 n=49	3.88 n=7332
Other	3.60 n=5	40.0%	3.17 n=6	3.79 n=1141
Prefer not to answer	3.79 n=14	71.4%	3.81 n=16	3.77 n=1139



# MI Student VOICE Perception Survey - School

District: Godwin Heights Public Schools  
 School: Godwin Heights MS

School Year: 2022-2023

Domain: Student Engagement

Sub Domain: Growth mindset

Question: Do you feel like you can do well on all your tests, even if they are hard?

■ Not At All    
 ■ Slightly    
 ■ Somewhat    
 ■ Quite    
 ■ Extremely

Grade Level	Average	% Positive	District Avg.	ISD Avg.
6th Grade	3.05 n=76	35.5%	3.05 n=76	3.53 n=1786
8th Grade	3.49 n=107	49.5%	3.49 n=107	3.43 n=1930

Domain: Student Engagement

Sub Domain: Growth mindset

Question: Do you feel like you can do well on all your tests, even if they are hard?

■ Not At All    
 ■ Slightly    
 ■ Somewhat    
 ■ Quite    
 ■ Extremely

Gender	Average	% Positive	District Avg.	ISD Avg.
Female	3.06 n=79	30.4%	3.21 n=109	3.35 n=6969
Male	3.54 n=85	54.1%	3.66 n=109	3.69 n=6994
Non-binary/third gender	3.00 n=2	50.0%	3.00 n=2	3.23 n=216
Other (Prefer to self-describe)	2.67 n=6	16.7%	2.50 n=8	3.18 n=241
Prefer not to answer	3.43 n=7	71.4%	3.33 n=9	3.29 n=674

# MI Student VOICE Perception Survey - School

District: Godwin Heights Public Schools  
 School: Godwin Heights MS

School Year: 2022-2023

Domain: Student Engagement

Sub Domain: Growth mindset

Question: Do you feel like you can do well on all your tests, even if they are hard?

■ Not At All    
 ■ Slightly    
 ■ Somewhat    
 ■ Quite    
 ■ Extremely

Race	Average	% Positive	District Avg.	ISD Avg.
American Indian or Alaska Native	3.60 n=5	80.0%	3.83 n=6	3.51 n=520
Asian or Asian American	4.60 n=5	100.0%	4.33 n=6	3.47 n=1023
Black or African American	3.60 n=48	47.9%	3.63 n=62	3.51 n=3663
Hispanic, Latinx or Spanish Origin	3.26 n=99	42.4%	3.43 n=142	3.39 n=3894
Middle Eastern or North African	3.00 n=3	33.3%	3.20 n=5	3.45 n=186
White	3.44 n=45	48.9%	3.42 n=48	3.57 n=7324
Other	2.80 n=5	20.0%	2.50 n=6	3.47 n=1132
Prefer not to answer	3.29 n=14	50.0%	3.38 n=16	3.44 n=1131

# MI Student VOICE Perception Survey - School

District: Godwin Heights Public Schools  
 School: Godwin Heights MS

School Year: 2022-2023

Domain: Student Engagement

Sub Domain: Teacher relationships

Question: Would your teachers be concerned if you walked into your class upset?

■ Not At All    
 ■ Slightly    
 ■ Somewhat    
 ■ Quite    
 ■ Extremely

Grade Level	Grade Level					Average	% Positive	District Avg.	ISD Avg.
6th Grade	9%	13%	25%	27%	26%	3.48 n=77	53.3%	3.48 n=77	3.56 n=1786
8th Grade	8%	18%	30%	24%	20%	3.31 n=108	44.4%	3.31 n=108	3.19 n=1932

Domain: Student Engagement

Sub Domain: Teacher relationships

Question: Would your teachers be concerned if you walked into your class upset?

■ Not At All    
 ■ Slightly    
 ■ Somewhat    
 ■ Quite    
 ■ Extremely

Gender	Gender					Average	% Positive	District Avg.	ISD Avg.
Female	7%	11%	38%	26%	18%	3.37 n=82	43.9%	3.44 n=112	3.43 n=6962
Male	12%	18%	19%	24%	28%	3.39 n=85	51.8%	3.43 n=109	3.43 n=7010
Non-binary/third gender	50%		50%			3.00 n=2	50.0%	3.00 n=2	3.16 n=215
Other (Prefer to self-describe)	33%		17%	33%	17%	3.33 n=6	50.0%	3.13 n=8	3.00 n=246
Prefer not to answer	14%	29%		29%	29%	3.71 n=7	57.1%	3.78 n=9	3.27 n=676

# MI Student VOICE Perception Survey - School

District: Godwin Heights Public Schools  
 School: Godwin Heights MS

School Year: 2022-2023

Domain: Student Engagement

Sub Domain: Teacher relationships

Question: Would your teachers be concerned if you walked into your class upset?

■ Not At All    
 ■ Slightly    
 ■ Somewhat    
 ■ Quite    
 ■ Extremely

Race	Average	% Positive	District Avg.	ISD Avg.
American Indian or Alaska Native	2.80 n=5	40.0%	2.67 n=6	3.34 n=519
Asian or Asian American	2.80 n=5	40.0%	2.83 n=6	3.45 n=1025
Black or African American	3.54 n=48	54.2%	3.56 n=62	3.42 n=3670
Hispanic, Latinx or Spanish Origin	3.35 n=99	47.5%	3.46 n=142	3.29 n=3901
Middle Eastern or North African	2.67 n=3	0.0%	2.80 n=5	3.17 n=185
White	3.31 n=45	42.2%	3.33 n=48	3.39 n=7332
Other	3.60 n=5	60.0%	3.17 n=6	3.38 n=1136
Prefer not to answer	3.64 n=14	57.1%	3.63 n=16	3.56 n=1125

# MI Student VOICE Perception Survey - School

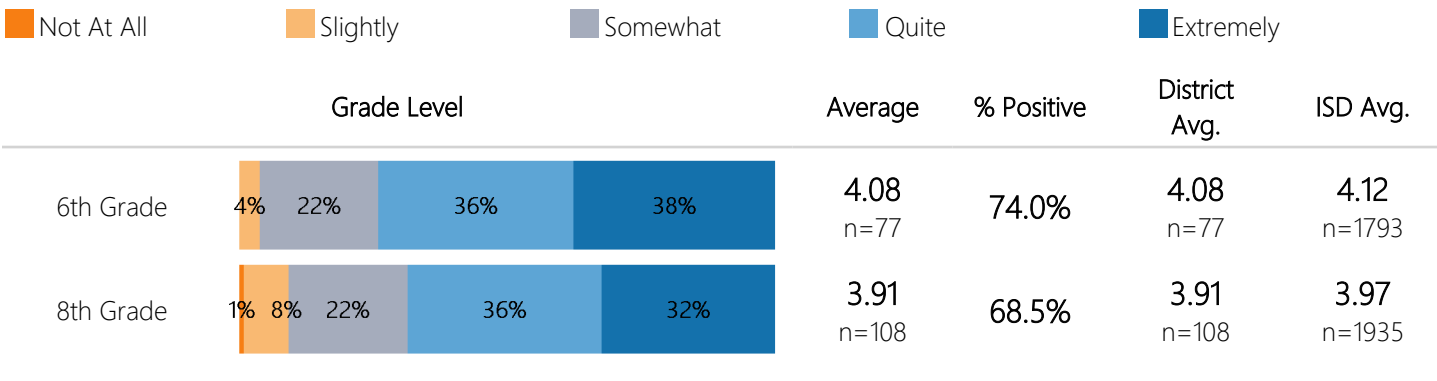
District: Godwin Heights Public Schools  
 School: Godwin Heights MS

School Year: 2022-2023

Domain: Student Engagement

Sub Domain: Teacher relationships

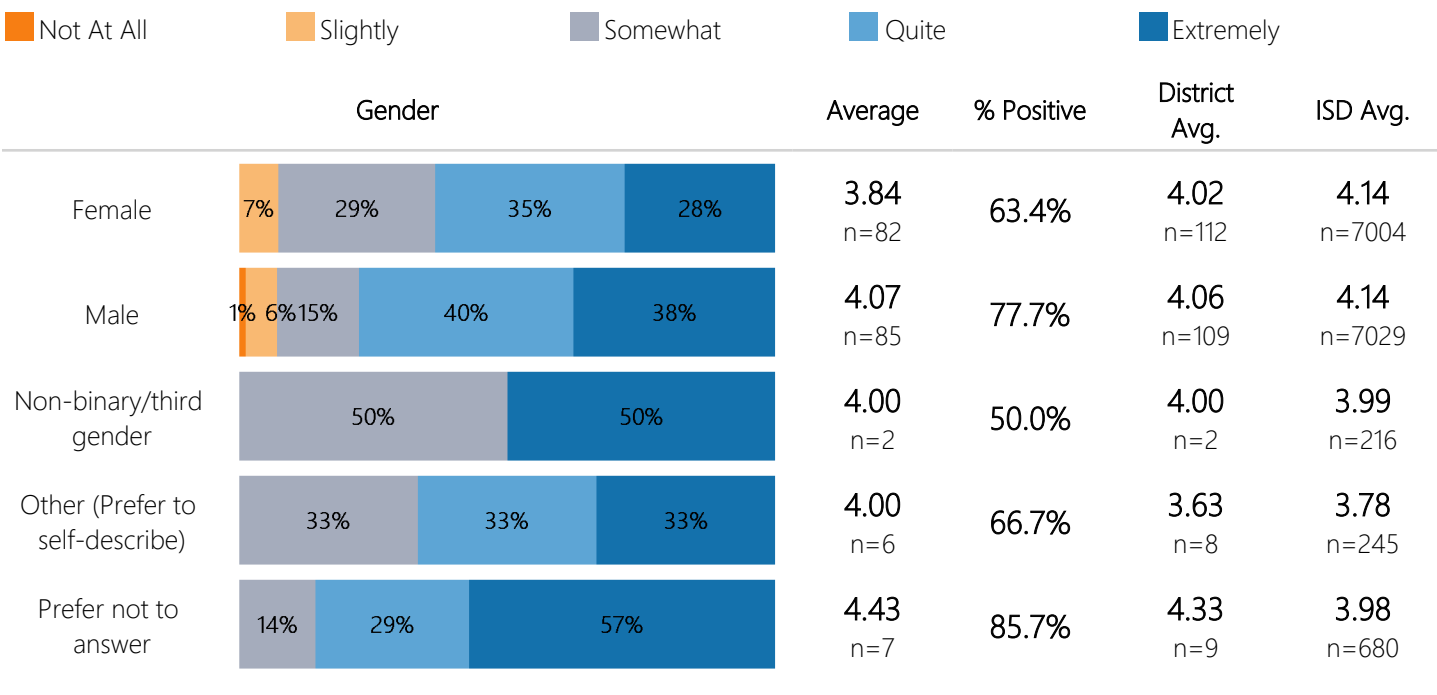
Question: Are your teachers respectful towards you?



Domain: Student Engagement

Sub Domain: Teacher relationships

Question: Are your teachers respectful towards you?



# MI Student VOICE Perception Survey - School

District: Godwin Heights Public Schools  
 School: Godwin Heights MS

School Year: 2022-2023

Domain: Student Engagement

Sub Domain: Teacher relationships

Question: Are your teachers respectful towards you?

■ Not At All    
 ■ Slightly    
 ■ Somewhat    
 ■ Quite    
 ■ Extremely

Race	Average	% Positive	District Avg.	ISD Avg.
American Indian or Alaska Native	4.60 n=5	80.0%	4.50 n=6	3.94 n=523
Asian or Asian American	4.60 n=5	80.0%	4.50 n=6	4.17 n=1030
Black or African American	3.92 n=48	70.8%	3.94 n=62	3.96 n=3676
Hispanic, Latinx or Spanish Origin	4.05 n=99	72.7%	4.15 n=142	4.13 n=3914
Middle Eastern or North African	3.67 n=3	66.7%	3.80 n=5	3.86 n=185
White	3.73 n=45	60.0%	3.73 n=48	4.16 n=7346
Other	3.80 n=5	60.0%	3.33 n=6	3.99 n=1143
Prefer not to answer	4.36 n=14	92.9%	4.31 n=16	4.20 n=1137

# MI Student VOICE Perception Survey - School

District: Godwin Heights Public Schools  
 School: Godwin Heights MS

School Year: 2022-2023

Domain: Student Engagement

Sub Domain: Teacher relationships

Question: Would you be excited to have your teachers again?

■ Not At All    
 ■ Slightly    
 ■ Somewhat    
 ■ Quite    
 ■ Extremely

Grade Level	Average	% Positive	District Avg.	ISD Avg.
6th Grade	3.59 n=76	54.0%	3.59 n=76	3.54 n=1777
8th Grade	3.11 n=107	38.3%	3.11 n=107	3.20 n=1935

Domain: Student Engagement

Sub Domain: Teacher relationships

Question: Would you be excited to have your teachers again?

■ Not At All    
 ■ Slightly    
 ■ Somewhat    
 ■ Quite    
 ■ Extremely

Gender	Average	% Positive	District Avg.	ISD Avg.
Female	3.06 n=80	35.0%	3.22 n=109	3.53 n=6978
Male	3.51 n=85	54.1%	3.54 n=109	3.58 n=7007
Non-binary/third gender	3.00 n=2	0.0%	3.00 n=2	3.49 n=218
Other (Prefer to self-describe)	3.67 n=6	50.0%	3.38 n=8	3.29 n=245
Prefer not to answer	3.43 n=7	57.1%	3.44 n=9	3.49 n=675

# MI Student VOICE Perception Survey - School

District: Godwin Heights Public Schools  
 School: Godwin Heights MS

School Year: 2022-2023

Domain: Student Engagement

Sub Domain: Teacher relationships

Question: Would you be excited to have your teachers again?

■ Not At All    
 ■ Slightly    
 ■ Somewhat    
 ■ Quite    
 ■ Extremely

Race	Average	% Positive	District Avg.	ISD Avg.
American Indian or Alaska Native	4.20 n=5	80.0%	4.00 n=6	3.37 n=522
Asian or Asian American	3.40 n=5	40.0%	3.33 n=6	3.57 n=1029
Black or African American	3.23 n=48	41.7%	3.34 n=62	3.33 n=3665
Hispanic, Latinx or Spanish Origin	3.24 n=97	41.2%	3.35 n=139	3.45 n=3897
Middle Eastern or North African	4.00 n=3	66.7%	3.60 n=5	3.34 n=185
White	3.36 n=45	46.7%	3.35 n=48	3.62 n=7339
Other	3.80 n=5	60.0%	3.33 n=6	3.51 n=1138
Prefer not to answer	4.00 n=14	78.6%	3.88 n=16	3.72 n=1134



# MI Student VOICE Perception Survey - School

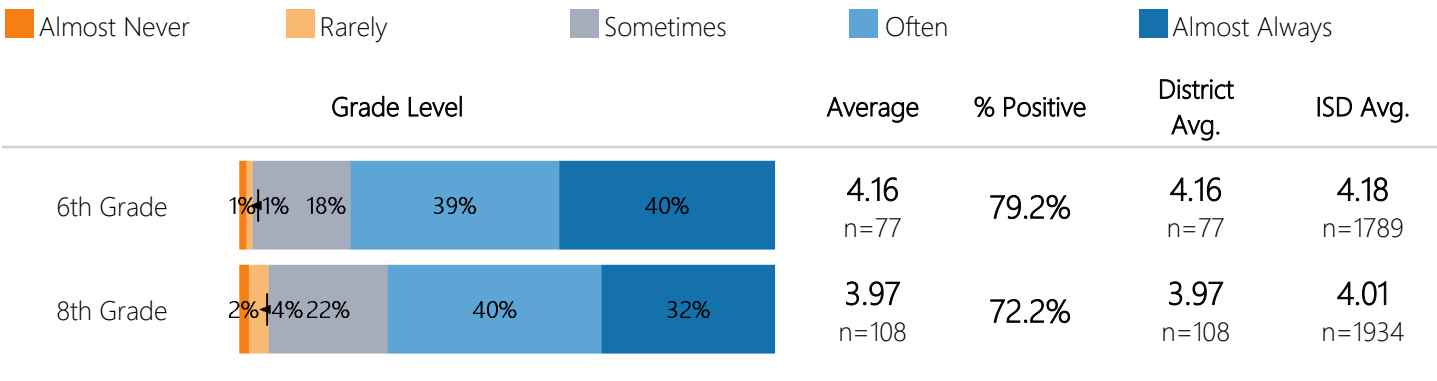
District: Godwin Heights Public Schools  
 School: Godwin Heights MS

School Year: 2022-2023

Domain: Student Engagement

Sub Domain: Valuing the subject

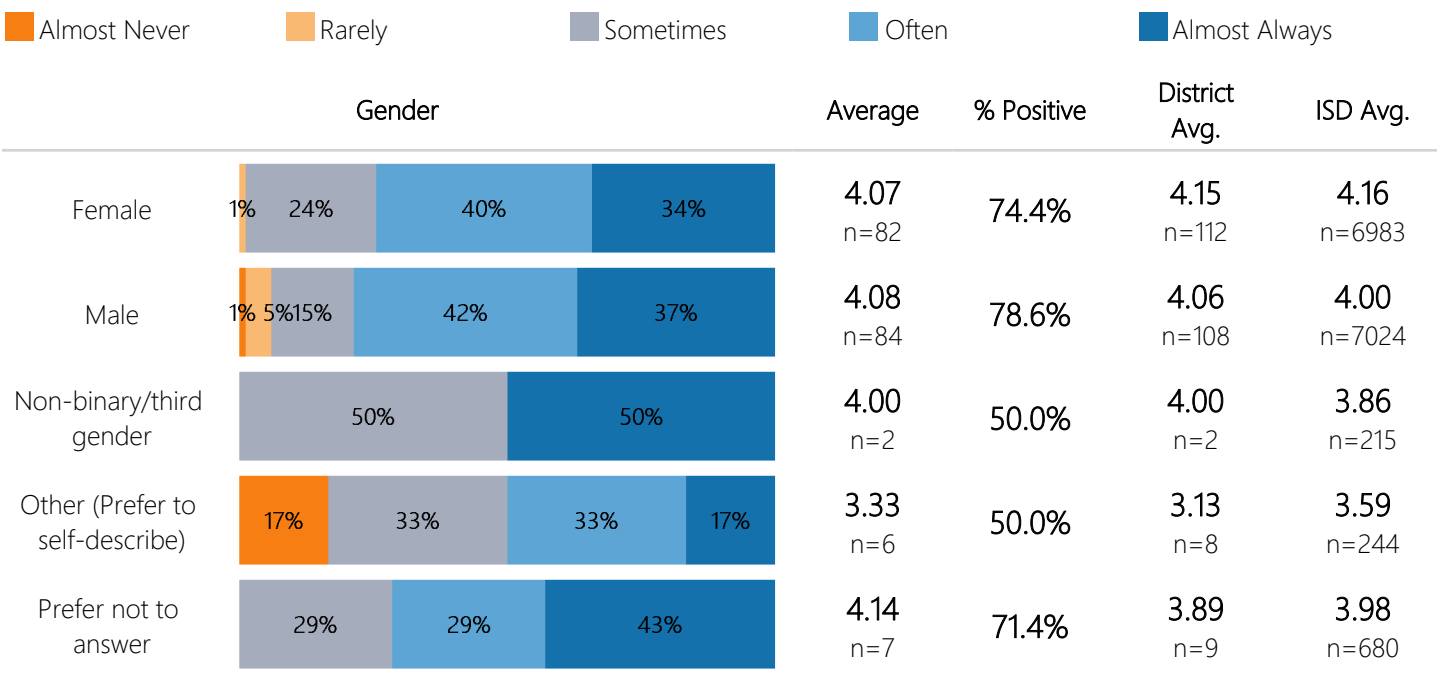
Question: Do you put effort into learning at school?



Domain: Student Engagement

Sub Domain: Valuing the subject

Question: Do you put effort into learning at school?



# MI Student VOICE Perception Survey - School

District: Godwin Heights Public Schools  
 School: Godwin Heights MS

School Year: 2022-2023

Domain: Student Engagement

Sub Domain: Valuing the subject

Question: Do you put effort into learning at school?

■ Almost Never    
 ■ Rarely    
 ■ Sometimes    
 ■ Often    
 ■ Almost Always

Race	Average	% Positive	District Avg.	ISD Avg.
American Indian or Alaska Native	3.75 n=4	75.0%	3.80 n=5	4.01 n=519
Asian or Asian American	4.60 n=5	80.0%	4.67 n=6	4.06 n=1027
Black or African American	4.14 n=49	81.6%	4.10 n=63	3.99 n=3670
Hispanic, Latinx or Spanish Origin	4.08 n=99	75.8%	4.10 n=142	3.99 n=3906
Middle Eastern or North African	3.67 n=3	66.7%	4.00 n=5	4.01 n=186
White	4.16 n=45	80.0%	4.15 n=48	4.13 n=7346
Other	3.60 n=5	60.0%	3.17 n=6	3.99 n=1140
Prefer not to answer	4.07 n=14	78.6%	4.00 n=16	4.18 n=1137

# MI Student VOICE Perception Survey - School

District: Godwin Heights Public Schools  
 School: Godwin Heights MS

School Year: 2022-2023

Domain: Student Engagement

Sub Domain: Valuing the subject

Question: Do you put effort into paying attention in class?

■ Almost Never   
 ■ Rarely   
 ■ Sometimes   
 ■ Often   
 ■ Almost Always

Grade Level	Average	% Positive	District Avg.	ISD Avg.
6th Grade	4.10 n=77	80.5%	4.10 n=77	4.09 n=1789
8th Grade	3.96 n=108	75.0%	3.96 n=108	3.96 n=1938

Domain: Student Engagement

Sub Domain: Valuing the subject

Question: Do you put effort into paying attention in class?

■ Almost Never   
 ■ Rarely   
 ■ Sometimes   
 ■ Often   
 ■ Almost Always

Gender	Average	% Positive	District Avg.	ISD Avg.
Female	4.00 n=82	76.8%	4.10 n=112	4.08 n=6992
Male	4.04 n=85	77.7%	4.01 n=108	3.93 n=7030
Non-binary/third gender	4.50 n=2	100.0%	4.50 n=2	3.79 n=217
Other (Prefer to self-describe)	4.00 n=5	80.0%	3.43 n=7	3.62 n=242
Prefer not to answer	4.00 n=7	71.4%	3.78 n=9	3.91 n=680

# MI Student VOICE Perception Survey - School

District: Godwin Heights Public Schools  
 School: Godwin Heights MS

School Year: 2022-2023

Domain: Student Engagement

Sub Domain: Valuing the subject

Question: Do you put effort into paying attention in class?

■ Almost Never    
 ■ Rarely    
 ■ Sometimes    
 ■ Often    
 ■ Almost Always

Race	Average	% Positive	District Avg.	ISD Avg.
American Indian or Alaska Native	4.00 n=5	80.0%	4.00 n=6	3.96 n=523
Asian or Asian American	4.40 n=5	80.0%	4.50 n=6	4.00 n=1027
Black or African American	4.02 n=49	81.6%	4.00 n=62	3.91 n=3673
Hispanic, Latinx or Spanish Origin	4.03 n=99	76.8%	4.05 n=142	3.92 n=3912
Middle Eastern or North African	4.00 n=3	100.0%	4.20 n=5	3.91 n=186
White	4.04 n=46	82.6%	4.02 n=49	4.07 n=7346
Other	4.50 n=4	100.0%	3.80 n=5	3.90 n=1142
Prefer not to answer	4.21 n=14	85.7%	4.13 n=16	4.10 n=1135

# MI Student VOICE Perception Survey - School

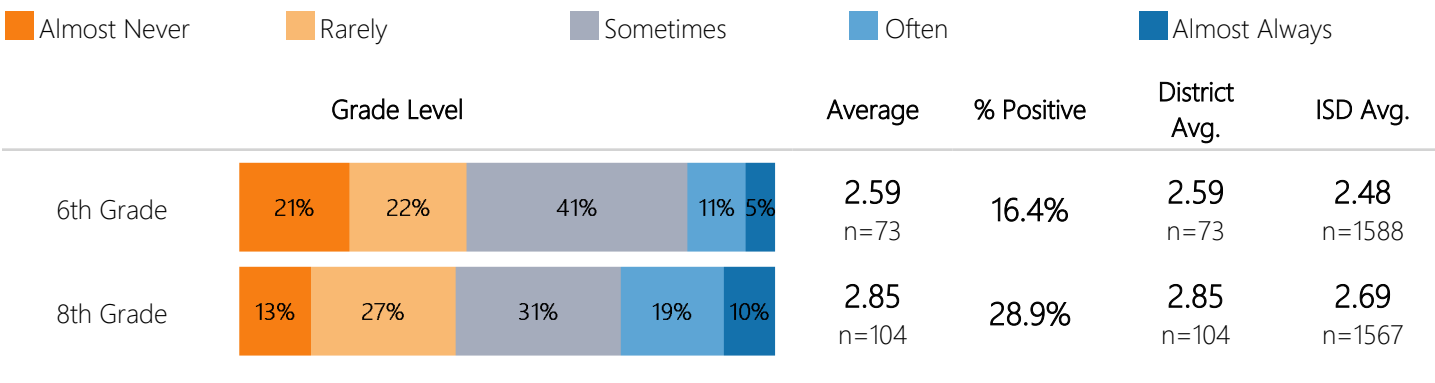
District: Godwin Heights Public Schools  
 School: Godwin Heights MS

School Year: 2022-2023

Domain: Belonging

Sub Domain: Cultural awareness

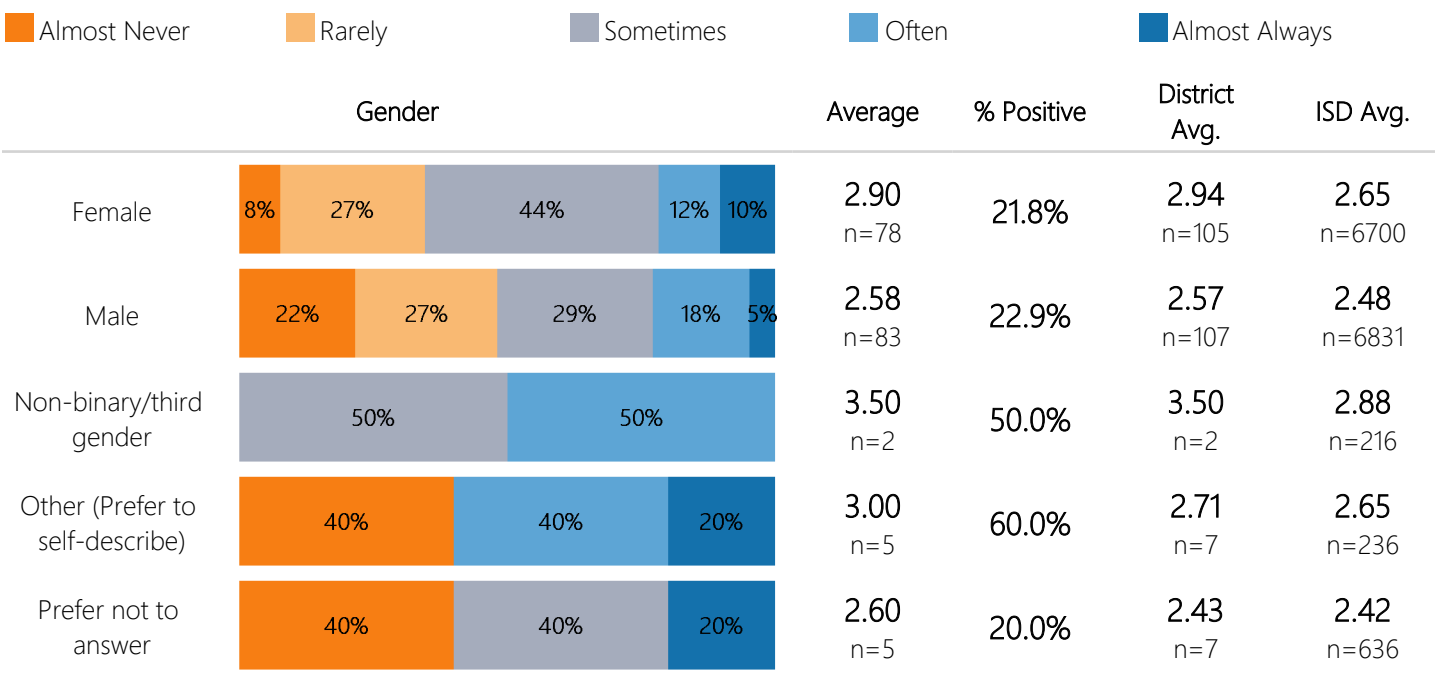
Question: Are you encouraged to think more deeply about race-related topics with other students at your school?



Domain: Belonging

Sub Domain: Cultural awareness

Question: Are you encouraged to think more deeply about race-related topics with other students at your school?



# MI Student VOICE Perception Survey - School

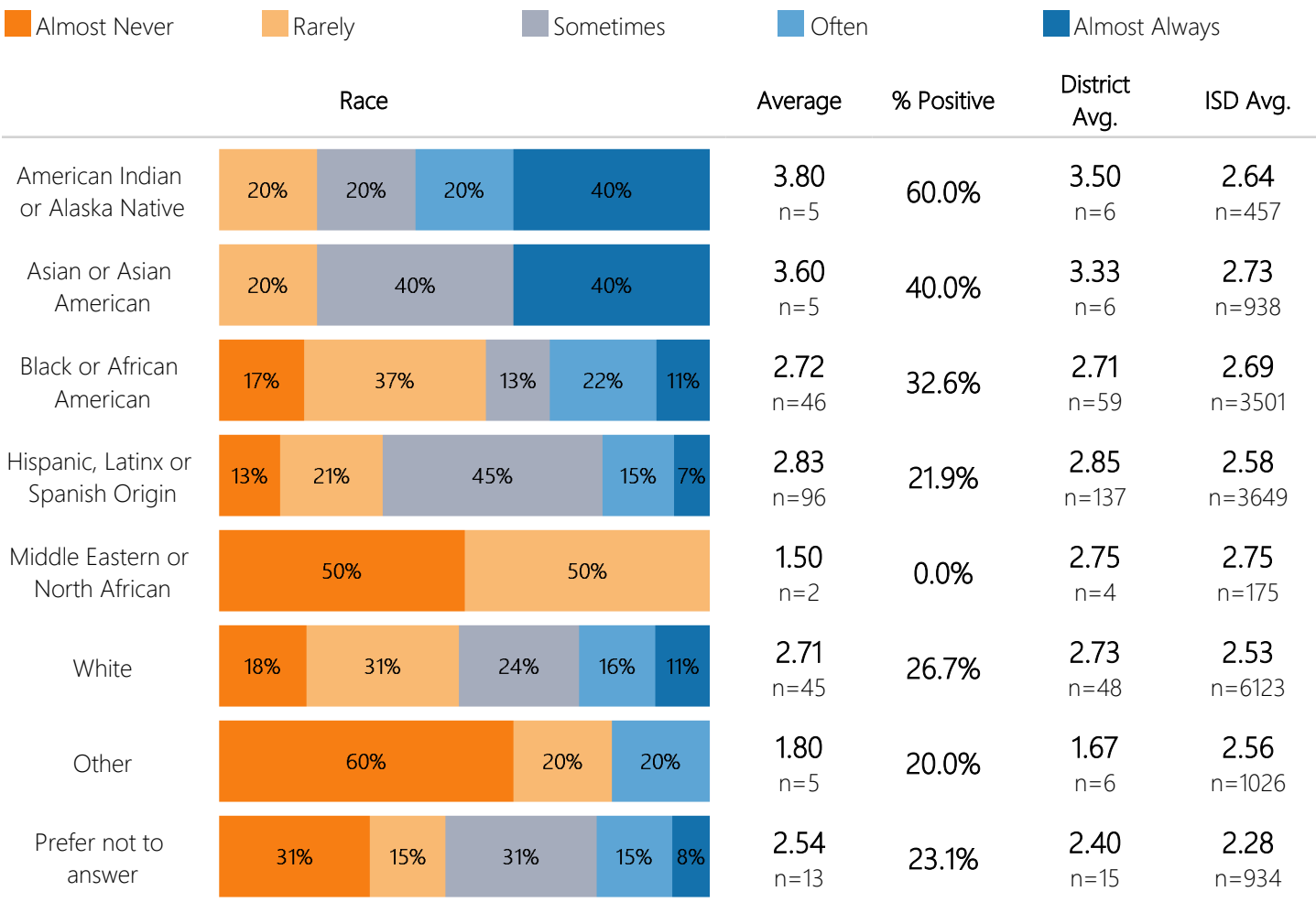
District: Godwin Heights Public Schools  
 School: Godwin Heights MS

School Year: 2022-2023

Domain: Belonging

Sub Domain: Cultural awareness

Question: Are you encouraged to think more deeply about race-related topics with other students at your school?



# MI Student VOICE Perception Survey - School

District: Godwin Heights Public Schools  
 School: Godwin Heights MS

School Year: 2022-2023

Domain: Belonging

Sub Domain: Cultural awareness

Question: Do students at your school have conversations with each other about race?

■ Almost Never   
 ■ Rarely   
 ■ Sometimes   
 ■ Often   
 ■ Almost Always

Grade Level	Average	% Positive	District Avg.	ISD Avg.
6th Grade	2.64 n=75	25.3%	2.64 n=75	2.85 n=1622
8th Grade	3.27 n=104	39.4%	3.27 n=104	3.13 n=1586

Domain: Belonging

Sub Domain: Cultural awareness

Question: Do students at your school have conversations with each other about race?

■ Almost Never   
 ■ Rarely   
 ■ Sometimes   
 ■ Often   
 ■ Almost Always

Gender	Average	% Positive	District Avg.	ISD Avg.
Female	3.04 n=80	33.8%	2.90 n=110	2.85 n=6833
Male	2.95 n=82	32.9%	2.91 n=106	2.74 n=6915
Non-binary/third gender	3.00 n=2	0.0%	3.00 n=2	3.21 n=217
Other (Prefer to self-describe)	3.33 n=6	50.0%	3.00 n=8	3.16 n=242
Prefer not to answer	3.00 n=5	20.0%	2.71 n=7	2.72 n=659

# MI Student VOICE Perception Survey - School

District: Godwin Heights Public Schools  
 School: Godwin Heights MS

School Year: 2022-2023

Domain: Belonging

Sub Domain: Cultural awareness

Question: Do students at your school have conversations with each other about race?

■ Almost Never    
 ■ Rarely    
 ■ Sometimes    
 ■ Often    
 ■ Almost Always

Race	Average	% Positive	District Avg.	ISD Avg.
American Indian or Alaska Native	4.20 n=5	80.0%	3.83 n=6	2.89 n=464
Asian or Asian American	4.00 n=5	60.0%	3.83 n=6	3.05 n=951
Black or African American	3.00 n=47	38.3%	3.03 n=61	3.01 n=3542
Hispanic, Latinx or Spanish Origin	3.07 n=97	34.0%	2.89 n=140	2.81 n=3705
Middle Eastern or North African	3.50 n=2	50.0%	3.75 n=4	3.04 n=177
White	3.13 n=45	37.8%	3.08 n=48	2.73 n=6222
Other	2.60 n=5	0.0%	2.33 n=6	2.87 n=1040
Prefer not to answer	2.46 n=13	15.4%	2.40 n=15	2.52 n=961



# MI Student VOICE Perception Survey - School

District: Godwin Heights Public Schools  
 School: Godwin Heights MS

School Year: 2022-2023

Domain: Belonging

Sub Domain: Fairness

Question: Do students at your school treat people from different races, ethnicities, or cultures fairly?

■ Almost Never    
 ■ Rarely    
 ■ Sometimes    
 ■ Often    
 ■ Almost Always

Grade Level	Average	% Positive	District Avg.	ISD Avg.
6th Grade	3.70 n=77	58.4%	3.70 n=77	3.69 n=1619
8th Grade	3.63 n=103	59.2%	3.63 n=103	3.67 n=1581

Domain: Belonging

Sub Domain: Fairness

Question: Do students at your school treat people from different races, ethnicities, or cultures fairly?

■ Almost Never    
 ■ Rarely    
 ■ Sometimes    
 ■ Often    
 ■ Almost Always

Gender	Average	% Positive	District Avg.	ISD Avg.
Female	3.57 n=79	55.7%	3.63 n=109	3.70 n=6836
Male	3.73 n=83	62.7%	3.82 n=106	3.80 n=6897
Non-binary/third gender	3.50 n=2	50.0%	3.50 n=2	3.89 n=219
Other (Prefer to self-describe)	3.50 n=6	50.0%	3.13 n=8	3.57 n=246
Prefer not to answer	3.71 n=7	57.1%	3.78 n=9	3.70 n=656

# MI Student VOICE Perception Survey - School

District: Godwin Heights Public Schools  
 School: Godwin Heights MS

School Year: 2022-2023

Domain: Belonging

Sub Domain: Fairness

Question: Do students at your school treat people from different races, ethnicities, or cultures fairly?

■ Almost Never    
 ■ Rarely    
 ■ Sometimes    
 ■ Often    
 ■ Almost Always

Race	Average	% Positive	District Avg.	ISD Avg.
American Indian or Alaska Native	3.80 n=5	60.0%	4.00 n=6	3.71 n=464
Asian or Asian American	4.00 n=5	60.0%	4.00 n=6	3.70 n=952
Black or African American	3.59 n=46	54.4%	3.63 n=60	3.57 n=3524
Hispanic, Latinx or Spanish Origin	3.52 n=98	57.1%	3.69 n=140	3.72 n=3709
Middle Eastern or North African	3.33 n=3	66.7%	3.60 n=5	3.57 n=178
White	3.80 n=44	61.4%	3.77 n=47	3.90 n=6223
Other	3.80 n=5	40.0%	3.33 n=6	3.58 n=1041
Prefer not to answer	4.00 n=13	69.2%	3.80 n=15	3.63 n=954

# MI Student VOICE Perception Survey - School

District: Godwin Heights Public Schools  
 School: Godwin Heights MS

School Year: 2022-2023

Domain: Belonging

Sub Domain: Fairness

Question: Do adults at your school treat people from different races, ethnicities, or cultures fairly?

■ Almost Never    
 ■ Rarely    
 ■ Sometimes    
 ■ Often    
 ■ Almost Always

Grade Level	Average	% Positive	District Avg.	ISD Avg.
6th Grade	3.94 n=77	71.4%	3.94 n=77	3.95 n=1618
8th Grade	4.03 n=101	74.3%	4.03 n=101	3.91 n=1580

Domain: Belonging

Sub Domain: Fairness

Question: Do adults at your school treat people from different races, ethnicities, or cultures fairly?

■ Almost Never    
 ■ Rarely    
 ■ Sometimes    
 ■ Often    
 ■ Almost Always

Gender	Average	% Positive	District Avg.	ISD Avg.
Female	3.92 n=77	72.7%	3.85 n=107	3.92 n=6834
Male	4.02 n=83	73.5%	4.04 n=107	3.98 n=6897
Non-binary/third gender	4.50 n=2	100.0%	4.50 n=2	4.12 n=218
Other (Prefer to self-describe)	3.50 n=6	50.0%	3.25 n=8	3.81 n=243
Prefer not to answer	4.14 n=7	71.4%	4.11 n=9	3.96 n=651

# MI Student VOICE Perception Survey - School

District: Godwin Heights Public Schools  
 School: Godwin Heights MS

School Year: 2022-2023

Domain: Belonging

Sub Domain: Fairness

Question: Do adults at your school treat people from different races, ethnicities, or cultures fairly?

■ Almost Never    
 ■ Rarely    
 ■ Sometimes    
 ■ Often    
 ■ Almost Always

Race	Average	% Positive	District Avg.	ISD Avg.
American Indian or Alaska Native	4.20 n=5	80.0%	4.33 n=6	3.89 n=465
Asian or Asian American	3.80 n=5	60.0%	3.83 n=6	3.97 n=955
Black or African American	4.11 n=46	82.6%	4.02 n=60	3.75 n=3527
Hispanic, Latinx or Spanish Origin	3.95 n=96	70.8%	3.97 n=139	3.86 n=3699
Middle Eastern or North African	5.00 n=3	100.0%	4.40 n=5	3.89 n=179
White	4.14 n=44	77.3%	4.11 n=47	4.12 n=6227
Other	3.80 n=5	60.0%	3.33 n=6	3.81 n=1036
Prefer not to answer	4.15 n=13	76.9%	3.93 n=15	3.87 n=949

# MI Student VOICE Perception Survey - School

District: Godwin Heights Public Schools  
 School: Godwin Heights MS

School Year: 2022-2023

Domain: Belonging

Sub Domain: Fairness

Question: Are you given the same chances as other students to do well in school?

■ Almost Never    
 ■ Rarely    
 ■ Sometimes    
 ■ Often    
 ■ Almost Always

Grade Level	Average	% Positive	District Avg.	ISD Avg.
6th Grade	4.04 n=77	67.5%	4.04 n=77	4.00 n=1622
8th Grade	3.94 n=105	64.8%	3.94 n=105	3.88 n=1584

Domain: Belonging

Sub Domain: Fairness

Question: Are you given the same chances as other students to do well in school?

■ Almost Never    
 ■ Rarely    
 ■ Sometimes    
 ■ Often    
 ■ Almost Always

Gender	Average	% Positive	District Avg.	ISD Avg.
Female	3.84 n=80	61.3%	3.95 n=110	4.02 n=6863
Male	4.11 n=84	70.2%	4.10 n=108	4.01 n=6925
Non-binary/third gender	3.00 n=2	0.0%	3.00 n=2	3.79 n=216
Other (Prefer to self-describe)	4.33 n=6	83.3%	3.75 n=8	3.61 n=246
Prefer not to answer	4.33 n=6	83.3%	4.00 n=8	3.87 n=663

# MI Student VOICE Perception Survey - School

District: Godwin Heights Public Schools  
 School: Godwin Heights MS

School Year: 2022-2023

Domain: Belonging

Sub Domain: Fairness

Question: Are you given the same chances as other students to do well in school?

■ Almost Never    
 ■ Rarely    
 ■ Sometimes    
 ■ Often    
 ■ Almost Always

Race	Average	% Positive	District Avg.	ISD Avg.
American Indian or Alaska Native	4.00 n=5	60.0%	4.17 n=6	3.87 n=461
Asian or Asian American	5.00 n=5	100.0%	4.83 n=6	4.02 n=957
Black or African American	4.17 n=47	76.6%	4.10 n=61	3.85 n=3531
Hispanic, Latinx or Spanish Origin	3.93 n=98	63.3%	4.01 n=141	3.91 n=3712
Middle Eastern or North African	5.00 n=3	100.0%	4.20 n=5	3.84 n=178
White	3.98 n=45	62.2%	3.94 n=48	4.15 n=6246
Other	3.40 n=5	40.0%	3.00 n=6	3.81 n=1035
Prefer not to answer	3.92 n=13	69.2%	3.80 n=15	3.92 n=976

# MI Student VOICE Perception Survey - School

District: Godwin Heights Public Schools  
 School: Godwin Heights MS

School Year: 2022-2023

Domain: Belonging

Sub Domain: Fairness

Question: Does your school provide enough resources for all students to do well?

■ Almost Never   
 ■ Rarely   
 ■ Sometimes   
 ■ Often   
 ■ Almost Always

Grade Level	Average	% Positive	District Avg.	ISD Avg.
6th Grade	4.14 n=78	75.6%	4.14 n=78	4.16 n=1633
8th Grade	3.97 n=105	73.3%	3.97 n=105	3.87 n=1588

Domain: Belonging

Sub Domain: Fairness

Question: Does your school provide enough resources for all students to do well?

■ Almost Never   
 ■ Rarely   
 ■ Sometimes   
 ■ Often   
 ■ Almost Always

Gender	Average	% Positive	District Avg.	ISD Avg.
Female	3.96 n=80	67.5%	4.05 n=110	4.04 n=6871
Male	4.05 n=85	77.7%	4.07 n=109	4.07 n=6941
Non-binary/third gender	4.50 n=2	100.0%	4.50 n=2	3.82 n=219
Other (Prefer to self-describe)	4.50 n=6	83.3%	3.88 n=8	3.57 n=246
Prefer not to answer	4.17 n=6	83.3%	4.13 n=8	3.90 n=665

# MI Student VOICE Perception Survey - School

District: Godwin Heights Public Schools  
 School: Godwin Heights MS

School Year: 2022-2023

Domain: Belonging

Sub Domain: Fairness

Question: Does your school provide enough resources for all students to do well?

■ Almost Never    
 ■ Rarely    
 ■ Sometimes    
 ■ Often    
 ■ Almost Always

Race	Average	% Positive	District Avg.	ISD Avg.
American Indian or Alaska Native	3.80 n=5	60.0%	3.83 n=6	3.89 n=462
Asian or Asian American	4.40 n=5	80.0%	4.17 n=6	4.06 n=958
Black or African American	3.96 n=49	69.4%	4.00 n=63	3.95 n=3542
Hispanic, Latinx or Spanish Origin	3.99 n=98	73.5%	4.06 n=141	3.96 n=3715
Middle Eastern or North African	4.33 n=3	66.7%	3.80 n=5	3.93 n=180
White	4.09 n=46	71.7%	4.02 n=49	4.09 n=6259
Other	4.60 n=5	100.0%	4.00 n=6	3.98 n=1045
Prefer not to answer	4.23 n=13	92.3%	4.13 n=15	4.14 n=977



# MI Student VOICE Perception Survey - School

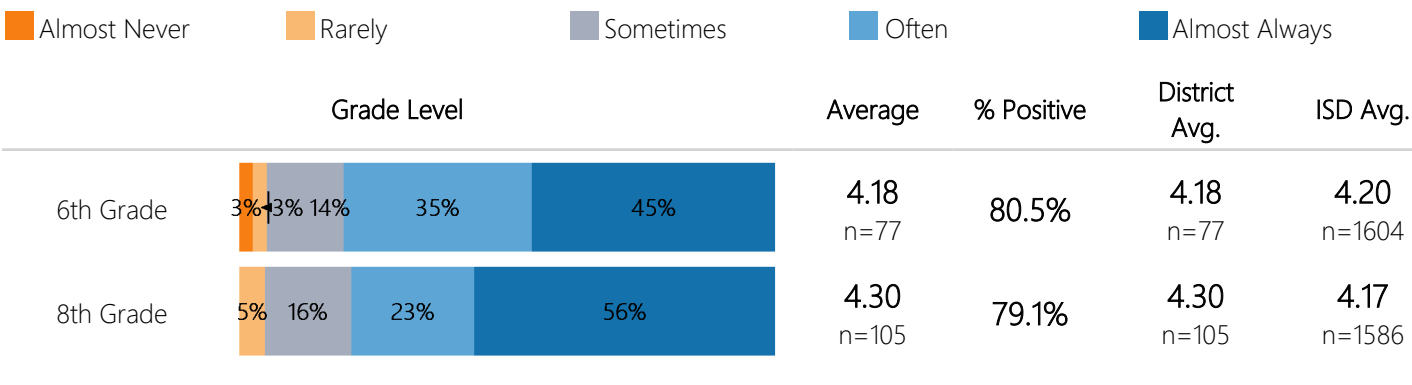
District: Godwin Heights Public Schools  
 School: Godwin Heights MS

School Year: 2022-2023

Domain: Belonging

Sub Domain: Inclusive environment

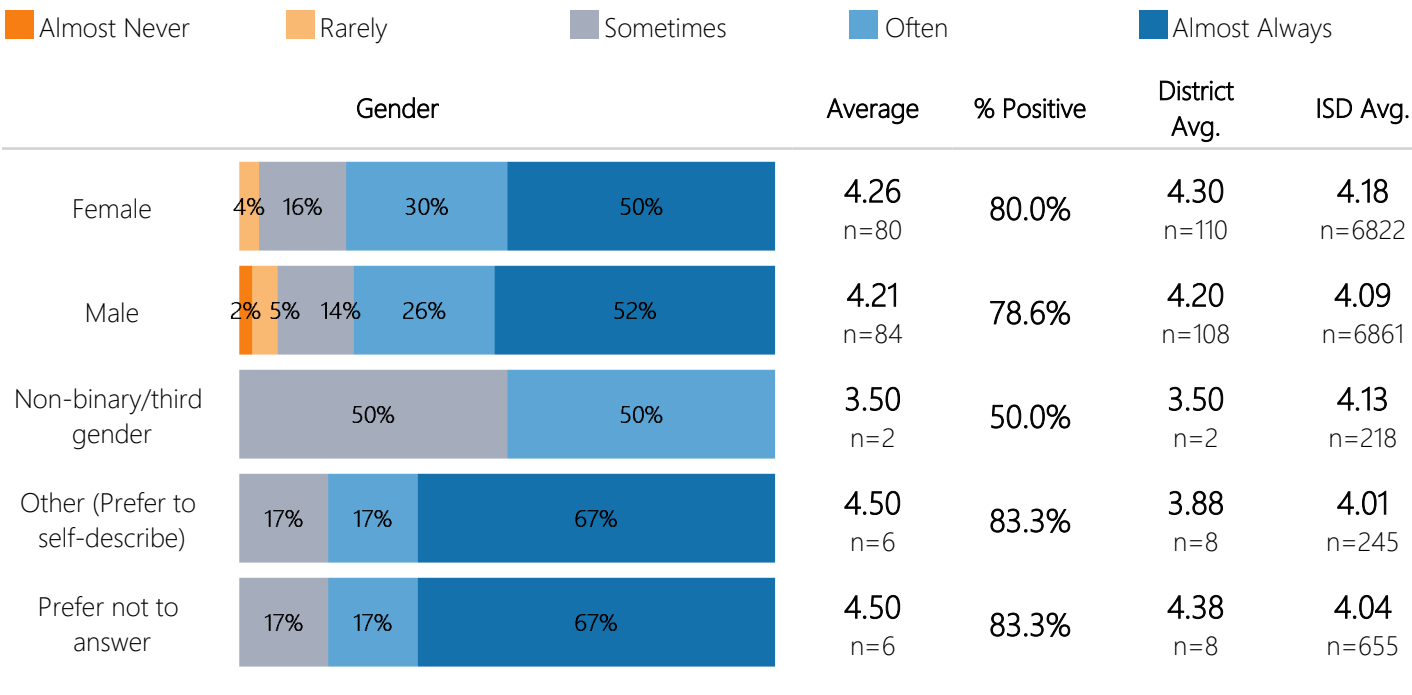
Question: Do students from different backgrounds hang out with each other at school or during school-related activities?



Domain: Belonging

Sub Domain: Inclusive environment

Question: Do students from different backgrounds hang out with each other at school or during school-related activities?



# MI Student VOICE Perception Survey - School

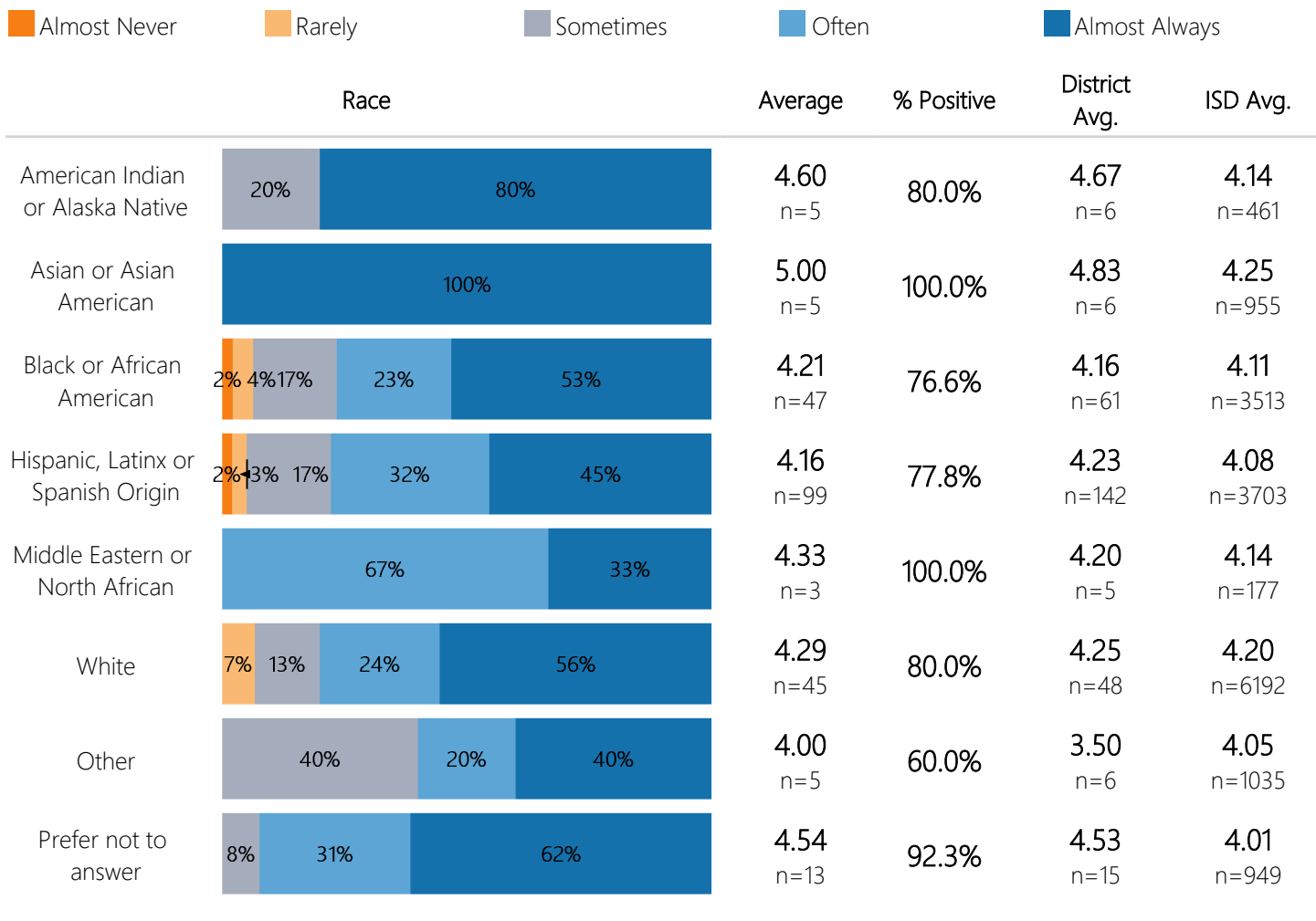
District: Godwin Heights Public Schools  
 School: Godwin Heights MS

School Year: 2022-2023

Domain: Belonging

Sub Domain: Inclusive environment

Question: Do students from different backgrounds hang out with each other at school or during school-related activities?



# MI Student VOICE Perception Survey - School

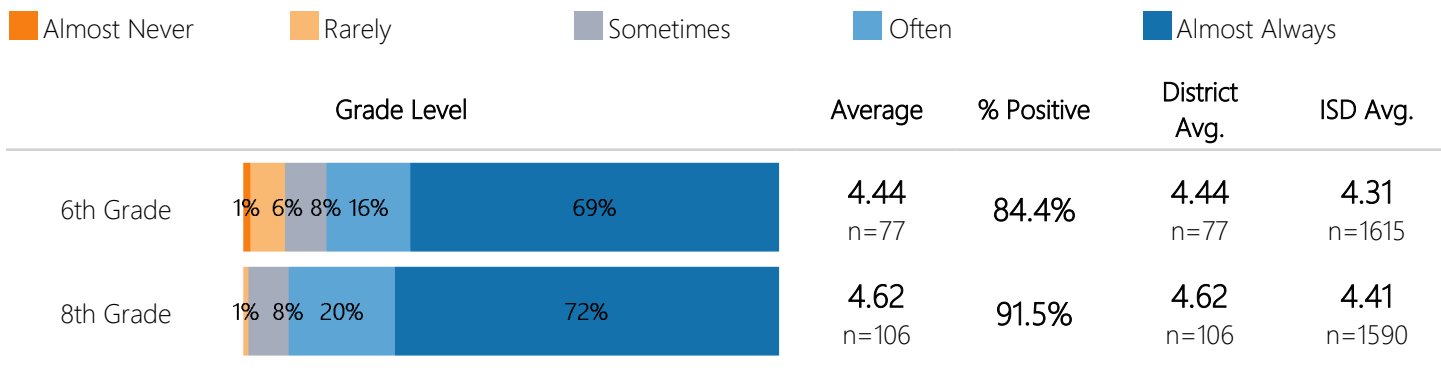
District: Godwin Heights Public Schools  
 School: Godwin Heights MS

School Year: 2022-2023

Domain: Belonging

Sub Domain: Inclusive environment

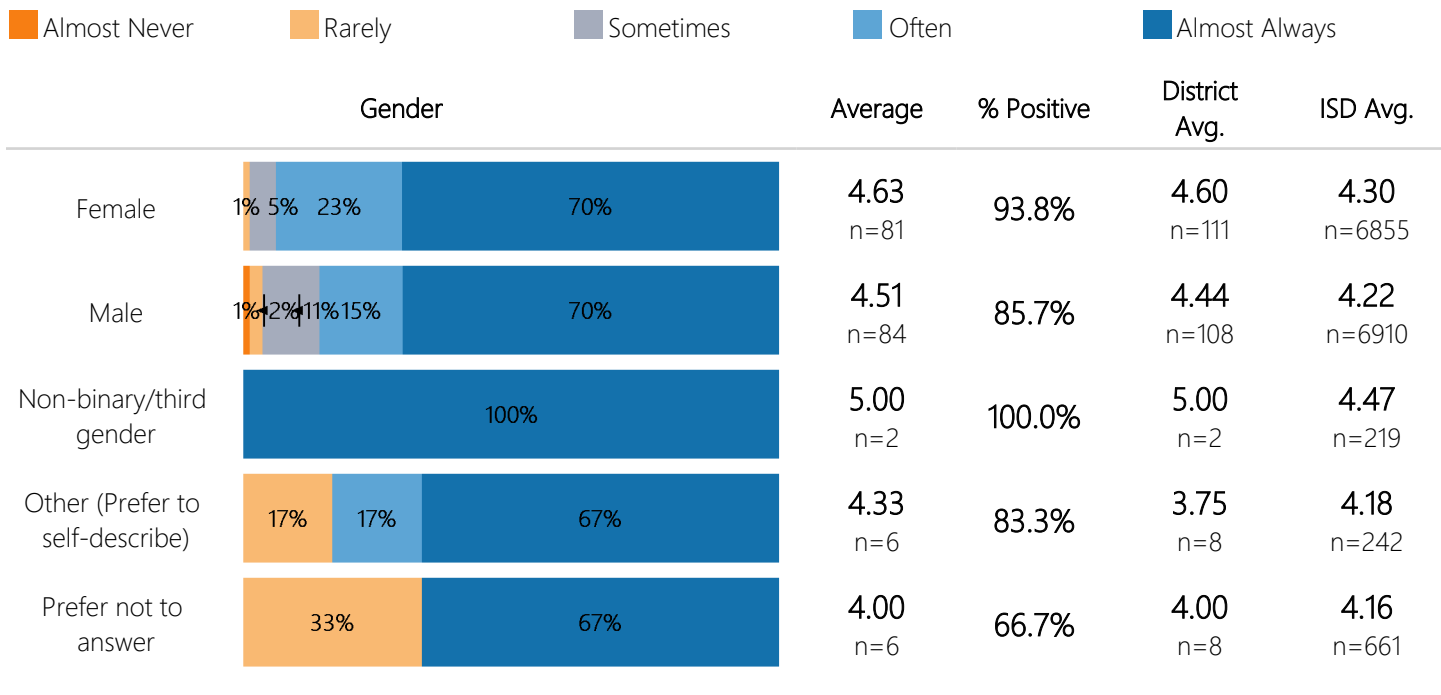
Question: Do you have classes with students from different racial, ethnic, religious, or cultural backgrounds?



Domain: Belonging

Sub Domain: Inclusive environment

Question: Do you have classes with students from different racial, ethnic, religious, or cultural backgrounds?



# MI Student VOICE Perception Survey - School

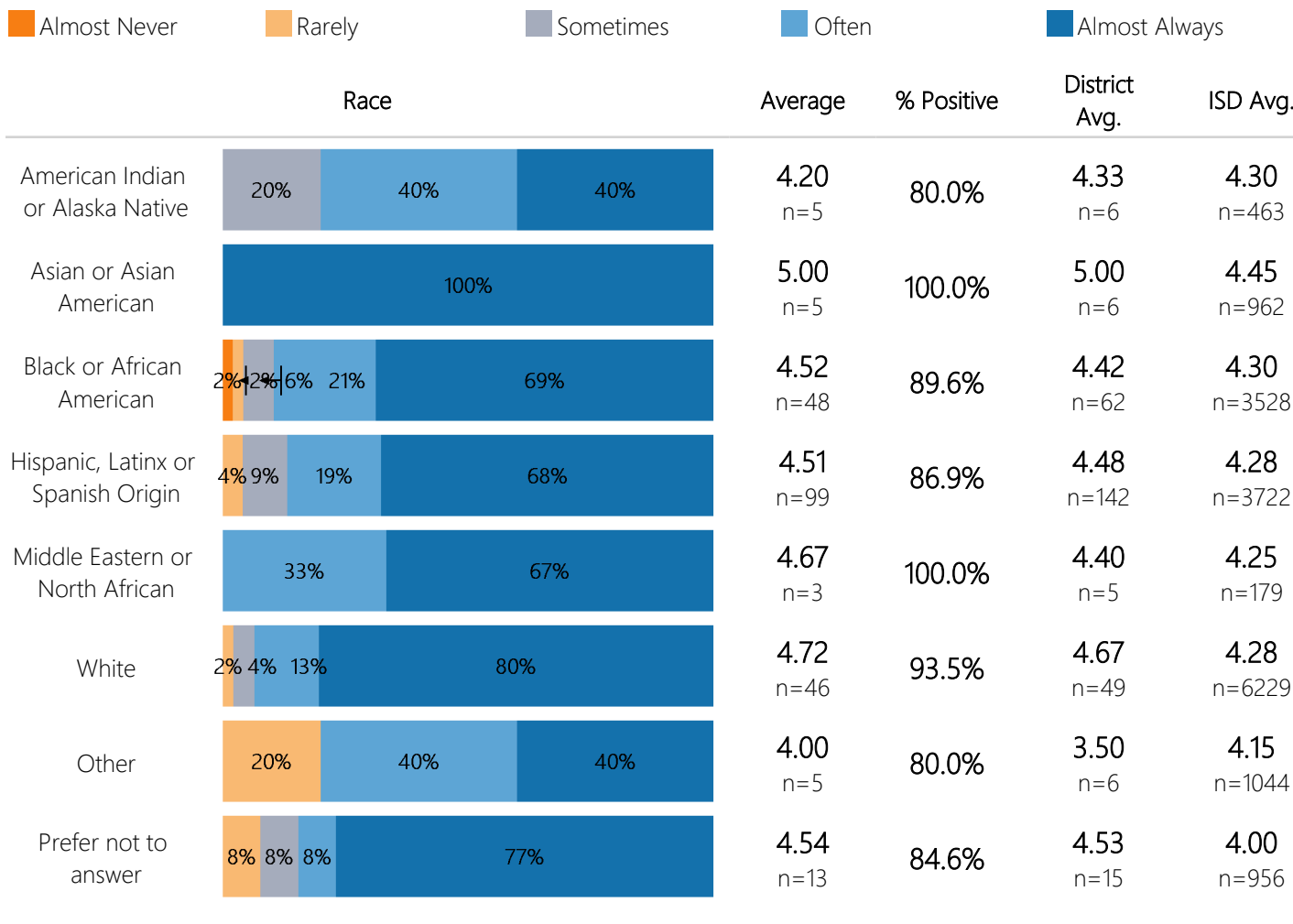
District: Godwin Heights Public Schools  
 School: Godwin Heights MS

School Year: 2022-2023

Domain: Belonging

Sub Domain: Inclusive environment

Question: Do you have classes with students from different racial, ethnic, religious, or cultural backgrounds?



# MI Student VOICE Perception Survey - School

District: Godwin Heights Public Schools  
 School: Godwin Heights MS

School Year: 2022-2023

Domain: Belonging

Sub Domain: Inclusive environment

Question: Do experiences at your school help you to do well as a student?

■ Almost Never    
 ■ Rarely    
 ■ Sometimes    
 ■ Often    
 ■ Almost Always

Grade Level	Average	% Positive	District Avg.	ISD Avg.
6th Grade	3.67 n=76	60.5%	3.67 n=76	3.61 n=1624
8th Grade	3.54 n=102	53.9%	3.54 n=102	3.39 n=1582

Domain: Belonging

Sub Domain: Inclusive environment

Question: Do experiences at your school help you to do well as a student?

■ Almost Never    
 ■ Rarely    
 ■ Sometimes    
 ■ Often    
 ■ Almost Always

Gender	Average	% Positive	District Avg.	ISD Avg.
Female	3.41 n=79	44.3%	3.52 n=109	3.54 n=6855
Male	3.72 n=82	65.9%	3.74 n=106	3.58 n=6924
Non-binary/third gender	2.00 n=2	0.0%	2.00 n=2	3.13 n=218
Other (Prefer to self-describe)	4.20 n=5	80.0%	3.57 n=7	3.10 n=246
Prefer not to answer	3.83 n=6	83.3%	3.63 n=8	3.34 n=665

# MI Student VOICE Perception Survey - School

District: Godwin Heights Public Schools  
 School: Godwin Heights MS

School Year: 2022-2023

Domain: Belonging

Sub Domain: Inclusive environment

Question: Do experiences at your school help you to do well as a student?

■ Almost Never    
 ■ Rarely    
 ■ Sometimes    
 ■ Often    
 ■ Almost Always

Race	Average	% Positive	District Avg.	ISD Avg.
American Indian or Alaska Native	3.40 n=5	60.0%	3.50 n=6	3.41 n=461
Asian or Asian American	4.20 n=5	80.0%	4.17 n=6	3.61 n=956
Black or African American	3.77 n=47	66.0%	3.74 n=61	3.49 n=3534
Hispanic, Latinx or Spanish Origin	3.51 n=96	56.3%	3.60 n=139	3.47 n=3706
Middle Eastern or North African	4.33 n=3	100.0%	4.00 n=5	3.42 n=179
White	3.71 n=45	60.0%	3.67 n=48	3.56 n=6238
Other	4.00 n=4	75.0%	3.40 n=5	3.48 n=1038
Prefer not to answer	3.77 n=13	61.5%	3.67 n=15	3.57 n=976

# MI Student VOICE Perception Survey - School

District: Godwin Heights Public Schools  
 School: Godwin Heights MS

School Year: 2022-2023

Domain: Belonging

Sub Domain: Inclusive environment

Question: Is your school a place where you are able to try and do your best?

■ Almost Never    
 ■ Rarely    
 ■ Sometimes    
 ■ Often    
 ■ Almost Always

Grade Level	Average	% Positive	District Avg.	ISD Avg.
6th Grade	3.94 n=77	68.8%	3.94 n=77	3.94 n=1628
8th Grade	3.79 n=105	61.0%	3.79 n=105	3.67 n=1584

Domain: Belonging

Sub Domain: Inclusive environment

Question: Is your school a place where you are able to try and do your best?

■ Almost Never    
 ■ Rarely    
 ■ Sometimes    
 ■ Often    
 ■ Almost Always

Gender	Average	% Positive	District Avg.	ISD Avg.
Female	3.75 n=81	58.0%	3.84 n=111	3.88 n=6880
Male	3.96 n=83	69.9%	3.98 n=107	3.92 n=6936
Non-binary/third gender	4.00 n=2	100.0%	4.00 n=2	3.44 n=219
Other (Prefer to self-describe)	3.80 n=5	60.0%	3.29 n=7	3.39 n=242
Prefer not to answer	4.00 n=7	71.4%	3.78 n=9	3.68 n=668

# MI Student VOICE Perception Survey - School

District: Godwin Heights Public Schools  
 School: Godwin Heights MS

School Year: 2022-2023

Domain: Belonging

Sub Domain: Inclusive environment

Question: Is your school a place where you are able to try and do your best?

■ Almost Never    
 ■ Rarely    
 ■ Sometimes    
 ■ Often    
 ■ Almost Always

Race	Average	% Positive	District Avg.	ISD Avg.
American Indian or Alaska Native	4.00 n=5	80.0%	4.00 n=6	3.76 n=463
Asian or Asian American	4.40 n=5	80.0%	4.33 n=6	3.90 n=958
Black or African American	3.81 n=48	62.5%	3.82 n=62	3.81 n=3537
Hispanic, Latinx or Spanish Origin	3.79 n=97	61.9%	3.88 n=140	3.80 n=3717
Middle Eastern or North African	4.33 n=3	66.7%	3.80 n=5	3.65 n=179
White	3.91 n=46	69.6%	3.88 n=49	3.93 n=6259
Other	3.75 n=4	50.0%	3.20 n=5	3.77 n=1039
Prefer not to answer	4.21 n=14	92.9%	4.06 n=16	3.91 n=981



# MI Student VOICE Perception Survey - School

District: Godwin Heights Public Schools  
 School: Godwin Heights MS

School Year: 2022-2023

Domain: Belonging

Sub Domain: Inclusive environment

Question: Does your school make all types of people feel welcomed and included?

■ Almost Never    
 ■ Rarely    
 ■ Sometimes    
 ■ Often    
 ■ Almost Always

	Grade Level				Average	% Positive	District Avg.	ISD Avg.
6th Grade	8%	18%	23%	51%	4.18 n=78	74.4%	4.18 n=78	4.10 n=1628
8th Grade	1%	4%	28%	34%	3.95 n=108	67.6%	3.95 n=108	3.87 n=1588

Domain: Belonging

Sub Domain: Inclusive environment

Question: Does your school make all types of people feel welcomed and included?

■ Almost Never    
 ■ Rarely    
 ■ Sometimes    
 ■ Often    
 ■ Almost Always

	Gender				Average	% Positive	District Avg.	ISD Avg.
Female	5%	29%	33%	33%	3.94 n=82	65.9%	4.05 n=112	4.03 n=6859
Male	1%	7%	18%	31%	4.08 n=85	74.1%	4.10 n=109	4.11 n=6937
Non-binary/third gender			50%	50%	3.50 n=2	50.0%	3.50 n=2	3.72 n=217
Other (Prefer to self-describe)			50%	50%	4.00 n=6	50.0%	3.50 n=8	3.57 n=246
Prefer not to answer			14%	86%	4.71 n=7	85.7%	4.56 n=9	3.86 n=662

# MI Student VOICE Perception Survey - School

District: Godwin Heights Public Schools  
 School: Godwin Heights MS

School Year: 2022-2023

Domain: Belonging

Sub Domain: Inclusive environment

Question: Does your school make all types of people feel welcomed and included?

■ Almost Never    
 ■ Rarely    
 ■ Sometimes    
 ■ Often    
 ■ Almost Always

Race	Average	% Positive	District Avg.	ISD Avg.
American Indian or Alaska Native	4.20 n=5	60.0%	4.33 n=6	3.94 n=462
Asian or Asian American	4.40 n=5	80.0%	4.17 n=6	4.07 n=958
Black or African American	4.02 n=49	71.4%	4.03 n=63	3.95 n=3535
Hispanic, Latinx or Spanish Origin	3.98 n=99	67.7%	4.11 n=142	4.01 n=3721
Middle Eastern or North African	4.67 n=3	100.0%	4.20 n=5	3.91 n=180
White	4.07 n=46	67.4%	3.98 n=49	4.08 n=6250
Other	3.60 n=5	40.0%	3.17 n=6	3.98 n=1043
Prefer not to answer	4.57 n=14	92.9%	4.38 n=16	4.09 n=969

# MI Student VOICE Perception Survey - School

District: Godwin Heights Public Schools  
 School: Godwin Heights MS

School Year: 2022-2023

Domain: Belonging

Sub Domain: Policies and procedures

Question: If you saw students or adults at your school being treated poorly because of their gender, race, ethnicity or culture, would you be willing to report it?

■ Not At All Willing   
 ■ Slightly Willing   
 ■ Somewhat Willing   
 ■ Quite Willing   
 ■ Extremely Willing

Grade Level	Average	% Positive	District Avg.	ISD Avg.
6th Grade	3.90 n=77	58.4%	3.90 n=77	4.03 n=1607
8th Grade	3.60 n=107	55.1%	3.60 n=107	3.62 n=1561

Domain: Belonging

Sub Domain: Policies and procedures

Question: If you saw students or adults at your school being treated poorly because of their gender, race, ethnicity or culture, would you be willing to report it?

■ Not At All Willing   
 ■ Slightly Willing   
 ■ Somewhat Willing   
 ■ Quite Willing   
 ■ Extremely Willing

Gender	Average	% Positive	District Avg.	ISD Avg.
Female	3.77 n=81	58.0%	3.85 n=110	4.07 n=6800
Male	3.67 n=84	53.6%	3.62 n=106	3.63 n=6852
Non-binary/third gender	5.00 n=2	100.0%	5.00 n=2	4.12 n=216
Other (Prefer to self-describe)	3.67 n=6	66.7%	3.50 n=8	3.51 n=247
Prefer not to answer	3.57 n=7	57.1%	3.67 n=9	3.94 n=658

# MI Student VOICE Perception Survey - School

District: Godwin Heights Public Schools  
 School: Godwin Heights MS

School Year: 2022-2023

Domain: Belonging

Sub Domain: Policies and procedures

Question: If you saw students or adults at your school being treated poorly because of their gender, race, ethnicity or culture, would you be willing to report it?

■ Not At All Willing   
 ■ Slightly Willing   
 ■ Somewhat Willing   
 ■ Quite Willing   
 ■ Extremely Willing

Race	Average	% Positive	District Avg.	ISD Avg.
American Indian or Alaska Native	4.20 n=5	100.0%	4.20 n=5	3.83 n=454
Asian or Asian American	4.00 n=5	60.0%	3.83 n=6	3.77 n=955
Black or African American	4.00 n=48	68.8%	3.89 n=61	3.77 n=3482
Hispanic, Latinx or Spanish Origin	3.62 n=98	51.0%	3.68 n=140	3.77 n=3681
Middle Eastern or North African	4.33 n=3	66.7%	4.00 n=5	3.78 n=180
White	3.93 n=45	64.4%	3.94 n=48	3.92 n=6189
Other	2.80 n=5	40.0%	2.50 n=6	3.82 n=1036
Prefer not to answer	3.79 n=14	64.3%	3.81 n=16	4.04 n=967



2022-2023



*Website Coming Soon*