



School Level



**Godwin Heights
Learning Center**



Table of Contents

Opening Letter	Page 3
Understanding the Survey	Page 4
Participation Rates	Page 10

Social & Emotional Learning

Belonging	Page 11
Relationships	Page 12
Responsible decision-making	Page 15
Self-Awareness	Page 16
Self-Management	Page 19
Social-Awareness	Page 22

Student Engagement

Classroom climate	Page 24
Classroom rigor	Page 26
Growth mindset	Page 28
Teacher relationships	Page 31
Valuing the subject	Page 34

Belonging

Cultural awareness	Page 36
Fairness	Page 38
Inclusive environment	Page 42
Policies and procedures	Page 47





We are excited to share with you the results of the *MI Student Voice Perception Survey* that was recently administered in your district. The purpose of the survey is to measure student perceptions based on your district selections in the domains of social and emotional learning, engagement, and belonging.

This final report provides a breakdown of results across your district administration selection, as well as a comprehensive aggregate report for comparison purposes.

We thank you for your partnership and shared belief that students who are engaged, feel a connection and belonging in school and have social-emotional needs that are being met, is crucial to creating a supportive school culture that promotes academic success and overall well-being.

Our team looks forward to working with you to elevate student voice to support the success and well-being of students across the state.

This work is supported by the Michigan Health Endowment Fund which works to improve the health and wellness of Michigan residents, and reduce the cost of healthcare with a special focus on children and seniors. You can find more information about the Health Fund at mihealthfund.org.





Understanding the Survey

Domains

The MI Student Voice Perception Survey consists of three domains that districts could choose from: Social and Emotional Learning, Student Engagement, and Belonging.

The Domain-level report shows an overview of domain responses categorized by grade, gender identity, and race/ethnicity.

The Question-level report breaks down each domain into their subdomains as shown below. Responses are then categorized by grade, gender identity, and race/ethnicity.

Social and Emotional Learning

- Belonging
- Relationships
- Responsible decision- making
- Self-Awareness
- Self-Management
- Social-Awareness

Student Engagement

- Classroom climate
- Classroom rigor
- Growth mindset
- Teacher relationships
- Valuing the subject

Belonging

- Cultural awareness
- Fairness
- Inclusive environment
- Policies and procedures





Social and Emotional Learning

Social and Emotional Learning (SEL) is the “process through which students acquire and apply the knowledge, skills, and attitudes to develop healthy identities, manage emotions and achieve personal goals, feel and show empathy for others, establish and maintain supportive relationships, and make responsible and caring decisions” (Collaborative for Academic, Social, and Emotional Learning [CASEL], 2022). A focus on SEL helps cultivate skills in five interrelated areas (henceforth titled the “CASEL 5”), including: self-awareness, self-management, social awareness, relationship skills, and responsive decision-making (CASEL, 2022). The CASEL 5 “can be taught and applied at various developmental stages from childhood to adulthood and across diverse cultural contexts. Many school districts, states, and countries have used the CASEL 5 to establish preschool to high school learning standards and competencies that articulate what students should know and be able to do for academic success, school and civic engagement, health and wellness, and fulfilling careers” (CASEL, 2022).

Implementing SEL programs are associated with improvements in students’ social and emotional competence, academic performance, and well-being (Taylor et al., 2017). Students are also better positioned for future success and civic engagement when districts and schools purposefully implement and reinforce skills associated with social and emotional competency (Jagers et al., 2019). Finally, the need for implementing SEL programs has grown in light of recent research indicating that students who attended school remotely amid the pandemic reported lower levels of social and emotional well-being as compared to peers who attended school in person (Duckworth et al., 2021).

Given the (a) adverse effects of the pandemic on students’ social and emotional well-being and (b) importance of SEL development on short- and long-term outcomes, the MI Student Voice Perception Survey has SEL-focused questions to gauge students’ development of SEL knowledge, skills, and attitudes.





Student Engagement

Student Engagement (SE) comprises of intellectual urgency, emotional resonance, perspective bending, and sense of the aesthetic. The Kent Intermediate School District (Kent ISD) Teaching and Learning Department defines these four components as follows:

- Engagement is born of intellectual urgency. Engaged children often tell us through talk and action that they “have to know more about” a topic. They are willing to put time and considerable effort into learning more. They drive the learning with their own questions. Often, conflict is embedded in the experiences, concepts, and stories in which children are deeply engaged. We’re drawn to conflict and lean toward a resolution. Children are intrigued by conflict and may want to act to mitigate a problem in their community or the world. They believe that they just have to apply more attention to this text or idea.
- Engagement is often born of an emotional resonance to ideas—engaged children can describe experiences when a concept is imprinted in the heart as well as the mind. They are far more likely to remember the idea when a strong emotion is tied to a concept they’re learning or a text they’re reading. They may want to share their emotional reactions through writing, conversation, or art.
- Engagement is deepened by perspective bending—engaged children are aware of how others’ knowledge, emotions, and beliefs shape their own. When children talk and write about their beliefs, they are more engaged; they have a stake in the learning. They may be open to changing their thinking or beliefs when challenged and particularly relish the idea that their ideas can impact other learners. Their beliefs may bend, but rarely break.
- Engagement is often connected to a learner’s sense of the aesthetic—engaged children can describe moments when they find something beautiful or extraordinary, captivating, hilarious, or unusually meaningful. They may speak of a book or illustration, a painting, or an idea in science or math that seems to have been created just for them. They are drawn back to view it, discuss it, read it again and again. They claim the idea as somehow their own.





Students who are more motivated to learn and engaged in school have higher academic achievement and drop out at lower rates as compared to students who are less engaged in school (Klem & Connell, 2004). In light of the relationship between SE and academic achievement, creating a more positive, engaging experience for students is a promising approach to improving the academic performance of all learners (Appleton et al. 2008).

Given the importance of SE on short- and long-term outcomes, the MI Student Voice Perception Survey has SE-focused questions. The questions solicit students' perceptions of student-teacher relationships, teacher encouragement, personal motivation, and growth mindset.

Belonging

Belonging refers to a student's experience involving a sense of connectedness towards their school (Allen et al., 2017). This domain is designed to help school districts develop a stronger understanding about students' sense of belonging by learning about their perspectives and experiences related to cultural awareness, fairness, an inclusive environment, and policies and procedures within the school.

A sense of belonging at school means feeling a sense of acceptance, respect, inclusion and support in a learning environment (Gray, 2021). There is substantial research showing a positive relationship between school belonging and academic achievement (Allen et al., 2017).

Given the importance of these topics for school improvement plans, it is crucial for stakeholders to continually monitor the implementation of inclusion efforts in local districts and schools. Focusing on implementation will provide stakeholders with insight into why differences might exist between districts and schools, where application deviates from expectations, and what barriers impede local implementation. Understanding implementation challenges and barriers will provide stakeholders with useful data that could be used to inform how resources and supports are used to successfully apply these efforts in local districts and schools. According to Panorama, without this data, schools cannot truly benchmark their progress towards ensuring that each and every student feels included and equipped to succeed (Panorama Education, 2022).





Participation Rates

Participation rates are provided based on Responses compared to Student Count. This is the total percentage of students in the school/district that participated in the survey.

- **Responses:** The total number of students who participated in the survey.
- **Student Count:** The total number of students in the school/district according to the audited Fall Count in *mischooldata.org*.
- **Participation Rate:** Responses ÷ Student Count

Survey accuracy increases as participation rates increase. Rates around 50% are considered good whereas rates below 30% are not as reliable.

Scale

Students answered questions using two different scales: Frequency Scale and Perception Scale.

A frequency scale measures the rate at which something occurs. The five-point scale is associated with a numerical value in order to find the average response to each question and domain. The higher the average, the better the student experience.

(1) Almost Never (2) Rarely (3) Sometimes
(4) Often (5) Almost Always

A perception scale measures how a student feels about a subject. The five-point scale is associated with a numerical value in order to find the average response to each question and domain. The higher the average, the better the student experience.

(1) Not At All (2) Slightly (3) Somewhat
(4) Quite (5) Extremely





Next to each bar chart are several key insights.

- **Average:** The mean of responses for the school/district is calculated by adding all student responses for the question/domain and dividing by the total number of respondents (n).
- **% Positive:** The percent of positive responses (any student who answered 4 or 5) are added together.
- **District Avg.:** The mean of responses for the entire district is calculated by adding all student responses in the district and dividing by the total number of respondents in the district (n).
- **ISD Avg.:** The mean of responses for all districts within the ISD is calculated by adding all student responses across the ISD and dividing by the total number of respondents in the ISD (n).



MI Student VOICE Perception Survey - School

District: Godwin Heights Public Schools
School: Godwin Heights Learning Center

School Year: 2022-2023

Participation Rates

Grade Level	Responses	Student Count	Participation Rate
10th Grade	2	10	20.0%
Total	2	10	20.0%

MI Student VOICE Perception Survey - School

District: Godwin Heights Public Schools
 School: Godwin Heights Learning Center

School Year: 2022-2023

Domain: Social and Emotional Learning

Sub Domain: Belonging

Question: Do you feel like you belong at your school?

■ Almost Never
 ■ Rarely
 ■ Sometimes
 ■ Often
 ■ Almost Always

Grade Level	Average	% Positive	District Avg.	ISD Avg.
10th Grade	5.00 n=2	100.0%	3.63 n=65	3.38 n=1581

Domain: Social and Emotional Learning

Sub Domain: Belonging

Question: Do you feel like you belong at your school?

■ Almost Never
 ■ Rarely
 ■ Sometimes
 ■ Often
 ■ Almost Always

Gender	Average	% Positive	District Avg.	ISD Avg.
Female	5.00 n=2	100.0%	3.35 n=111	3.45 n=6946

Domain: Social and Emotional Learning

Sub Domain: Belonging

Question: Do you feel like you belong at your school?

■ Almost Never
 ■ Rarely
 ■ Sometimes
 ■ Often
 ■ Almost Always

Race	Average	% Positive	District Avg.	ISD Avg.
Black or African American	5.00 n=2	100.0%	3.77 n=62	3.42 n=3668

MI Student VOICE Perception Survey - School

District: Godwin Heights Public Schools
 School: Godwin Heights Learning Center

School Year: 2022-2023

Domain: Social and Emotional Learning

Sub Domain: Relationships

Question: Do people in your school understand you as a person?

■ Almost Never
 ■ Rarely
 ■ Sometimes
 ■ Often
 ■ Almost Always

Grade Level	Average	% Positive	District Avg.	ISD Avg.
10th Grade	3.50 n=2	50.0%	3.23 n=65	2.98 n=1582

Domain: Social and Emotional Learning

Sub Domain: Relationships

Question: Do people in your school understand you as a person?

■ Almost Never
 ■ Rarely
 ■ Sometimes
 ■ Often
 ■ Almost Always

Gender	Average	% Positive	District Avg.	ISD Avg.
Female	3.50 n=2	50.0%	3.05 n=111	3.17 n=6943

Domain: Social and Emotional Learning

Sub Domain: Relationships

Question: Do people in your school understand you as a person?

■ Almost Never
 ■ Rarely
 ■ Sometimes
 ■ Often
 ■ Almost Always

Race	Average	% Positive	District Avg.	ISD Avg.
Black or African American	3.50 n=2	50.0%	3.38 n=61	3.14 n=3676

MI Student VOICE Perception Survey - School

District: Godwin Heights Public Schools
 School: Godwin Heights Learning Center

School Year: 2022-2023

Domain: Social and Emotional Learning

Sub Domain: Relationships

Question: Do you feel connected to the adults at your school?

■ Almost Never
 ■ Rarely
 ■ Sometimes
 ■ Often
 ■ Almost Always

Grade Level	Average	% Positive	District Avg.	ISD Avg.
10th Grade	4.50 n=2	100.0%	3.43 n=65	2.96 n=1584

Domain: Social and Emotional Learning

Sub Domain: Relationships

Question: Do you feel connected to the adults at your school?

■ Almost Never
 ■ Rarely
 ■ Sometimes
 ■ Often
 ■ Almost Always

Gender	Average	% Positive	District Avg.	ISD Avg.
Female	4.50 n=2	100.0%	2.99 n=111	3.12 n=6958

Domain: Social and Emotional Learning

Sub Domain: Relationships

Question: Do you feel connected to the adults at your school?

■ Almost Never
 ■ Rarely
 ■ Sometimes
 ■ Often
 ■ Almost Always

Race	Average	% Positive	District Avg.	ISD Avg.
Black or African American	4.50 n=2	100.0%	3.46 n=63	3.06 n=3668

MI Student VOICE Perception Survey - School

District: Godwin Heights Public Schools
 School: Godwin Heights Learning Center

School Year: 2022-2023

Domain: Social and Emotional Learning

Sub Domain: Relationships

Question: Do you feel connected to the students at your school?

■ Almost Never
 ■ Rarely
 ■ Sometimes
 ■ Often
 ■ Almost Always

Grade Level	Average	% Positive	District Avg.	ISD Avg.
10th Grade	4.00 n=2	50.0%	3.20 n=64	3.11 n=1585

Domain: Social and Emotional Learning

Sub Domain: Relationships

Question: Do you feel connected to the students at your school?

■ Almost Never
 ■ Rarely
 ■ Sometimes
 ■ Often
 ■ Almost Always

Gender	Average	% Positive	District Avg.	ISD Avg.
Female	4.00 n=2	50.0%	3.11 n=111	3.24 n=6955

Domain: Social and Emotional Learning

Sub Domain: Relationships

Question: Do you feel connected to the students at your school?

■ Almost Never
 ■ Rarely
 ■ Sometimes
 ■ Often
 ■ Almost Always

Race	Average	% Positive	District Avg.	ISD Avg.
Black or African American	4.00 n=2	50.0%	3.48 n=63	3.31 n=3661

MI Student VOICE Perception Survey - School

District: Godwin Heights Public Schools
 School: Godwin Heights Learning Center

School Year: 2022-2023

Domain: Social and Emotional Learning

Sub Domain: Responsible decision-making

Question: Do you think about how your actions affect others?

■ Almost Never
 ■ Rarely
 ■ Sometimes
 ■ Often
 ■ Almost Always

Grade Level	Average	% Positive	District Avg.	ISD Avg.
10th Grade	3.50 n=2	50.0%	3.78 n=65	3.80 n=1590

Domain: Social and Emotional Learning

Sub Domain: Responsible decision-making

Question: Do you think about how your actions affect others?

■ Almost Never
 ■ Rarely
 ■ Sometimes
 ■ Often
 ■ Almost Always

Gender	Average	% Positive	District Avg.	ISD Avg.
Female	3.50 n=2	50.0%	3.80 n=112	3.88 n=6976

Domain: Social and Emotional Learning

Sub Domain: Responsible decision-making

Question: Do you think about how your actions affect others?

■ Almost Never
 ■ Rarely
 ■ Sometimes
 ■ Often
 ■ Almost Always

Race	Average	% Positive	District Avg.	ISD Avg.
Black or African American	3.50 n=2	50.0%	3.59 n=63	3.60 n=3685

MI Student VOICE Perception Survey - School

District: Godwin Heights Public Schools
 School: Godwin Heights Learning Center

School Year: 2022-2023

Domain: Social and Emotional Learning

Sub Domain: Self-Awareness

Question: Are you able to stay calm when things are going wrong for you?

■ Almost Never
 ■ Rarely
 ■ Sometimes
 ■ Often
 ■ Almost Always

Grade Level	Average	% Positive	District Avg.	ISD Avg.
10th Grade	3.00 n=1	0.0%	3.45 n=64	3.67 n=1587

Domain: Social and Emotional Learning

Sub Domain: Self-Awareness

Question: Are you able to stay calm when things are going wrong for you?

■ Almost Never
 ■ Rarely
 ■ Sometimes
 ■ Often
 ■ Almost Always

Gender	Average	% Positive	District Avg.	ISD Avg.
Female	3.00 n=1	0.0%	3.27 n=111	3.53 n=7000

Domain: Social and Emotional Learning

Sub Domain: Self-Awareness

Question: Are you able to stay calm when things are going wrong for you?

■ Almost Never
 ■ Rarely
 ■ Sometimes
 ■ Often
 ■ Almost Always

Race	Average	% Positive	District Avg.	ISD Avg.
Black or African American	3.00 n=1	0.0%	3.45 n=62	3.56 n=3693

MI Student VOICE Perception Survey - School

District: Godwin Heights Public Schools
 School: Godwin Heights Learning Center


School Year: 2022-2023

Domain: Social and Emotional Learning

Sub Domain: Self-Awareness

Question: Are you able to control your emotions when you need to?

■ Almost Never
 ■ Rarely
 ■ Sometimes
 ■ Often
 ■ Almost Always


	Grade Level	Average	% Positive	District Avg.	ISD Avg.
10th Grade		3.50 n=2	50.0%	3.83 n=65	3.92 n=1589

Domain: Social and Emotional Learning

Sub Domain: Self-Awareness

Question: Are you able to control your emotions when you need to?

■ Almost Never
 ■ Rarely
 ■ Sometimes
 ■ Often
 ■ Almost Always


	Gender	Average	% Positive	District Avg.	ISD Avg.
Female		3.50 n=2	50.0%	3.66 n=112	3.78 n=6978

Domain: Social and Emotional Learning

Sub Domain: Self-Awareness

Question: Are you able to control your emotions when you need to?

■ Almost Never
 ■ Rarely
 ■ Sometimes
 ■ Often
 ■ Almost Always

	Race	Average	% Positive	District Avg.	ISD Avg.
Black or African American		3.50 n=2	50.0%	3.73 n=63	3.79 n=3679

MI Student VOICE Perception Survey - School

District: Godwin Heights Public Schools
 School: Godwin Heights Learning Center

School Year: 2022-2023

Domain: Social and Emotional Learning

Sub Domain: Self-Awareness

Question: Are you able to stay calm when people around you are angry?

■ Almost Never
 ■ Rarely
 ■ Sometimes
 ■ Often
 ■ Almost Always

Grade Level	Average	% Positive	District Avg.	ISD Avg.
10th Grade	5.00 n=1	100.0%	3.75 n=64	3.79 n=1587

Domain: Social and Emotional Learning

Sub Domain: Self-Awareness

Question: Are you able to stay calm when people around you are angry?

■ Almost Never
 ■ Rarely
 ■ Sometimes
 ■ Often
 ■ Almost Always

Gender	Average	% Positive	District Avg.	ISD Avg.
Female	5.00 n=1	100.0%	3.71 n=110	3.78 n=6974

Domain: Social and Emotional Learning

Sub Domain: Self-Awareness

Question: Are you able to stay calm when people around you are angry?

■ Almost Never
 ■ Rarely
 ■ Sometimes
 ■ Often
 ■ Almost Always

Race	Average	% Positive	District Avg.	ISD Avg.
Black or African American	5.00 n=1	100.0%	3.89 n=62	3.89 n=3666

MI Student VOICE Perception Survey - School

District: Godwin Heights Public Schools
 School: Godwin Heights Learning Center

School Year: 2022-2023

Domain: Social and Emotional Learning

Sub Domain: Self-Management

Question: Do you wait until last minute to get your work finished?

■ Almost Never
 ■ Rarely
 ■ Sometimes
 ■ Often
 ■ Almost Always

Grade Level	Average	% Positive	District Avg.	ISD Avg.
10th Grade	5.00 n=1	100.0%	3.18 n=62	2.94 n=1566

Domain: Social and Emotional Learning

Sub Domain: Self-Management

Question: Do you wait until last minute to get your work finished?

■ Almost Never
 ■ Rarely
 ■ Sometimes
 ■ Often
 ■ Almost Always

Gender	Average	% Positive	District Avg.	ISD Avg.
Female	5.00 n=1	100.0%	3.50 n=109	3.36 n=6884

Domain: Social and Emotional Learning

Sub Domain: Self-Management

Question: Do you wait until last minute to get your work finished?

■ Almost Never
 ■ Rarely
 ■ Sometimes
 ■ Often
 ■ Almost Always

Race	Average	% Positive	District Avg.	ISD Avg.
Black or African American	5.00 n=1	100.0%	3.35 n=60	3.29 n=3600

MI Student VOICE Perception Survey - School

District: Godwin Heights Public Schools
 School: Godwin Heights Learning Center

School Year: 2022-2023

Domain: Social and Emotional Learning

Sub Domain: Self-Management

Question: Do you come to class prepared?

■ Almost Never
 ■ Rarely
 ■ Sometimes
 ■ Often
 ■ Almost Always

Grade Level	Average	% Positive	District Avg.	ISD Avg.
10th Grade	4.00 n=2	50.0%	4.29 n=65	4.26 n=1589

Domain: Social and Emotional Learning

Sub Domain: Self-Management

Question: Do you come to class prepared?

■ Almost Never
 ■ Rarely
 ■ Sometimes
 ■ Often
 ■ Almost Always

Gender	Average	% Positive	District Avg.	ISD Avg.
Female	4.00 n=2	50.0%	4.43 n=111	4.40 n=6990

Domain: Social and Emotional Learning

Sub Domain: Self-Management

Question: Do you come to class prepared?

■ Almost Never
 ■ Rarely
 ■ Sometimes
 ■ Often
 ■ Almost Always

Race	Average	% Positive	District Avg.	ISD Avg.
Black or African American	4.00 n=2	50.0%	3.94 n=63	4.06 n=3691

MI Student VOICE Perception Survey - School

District: Godwin Heights Public Schools
 School: Godwin Heights Learning Center

School Year: 2022-2023

Domain: Social and Emotional Learning

Sub Domain: Self-Management

Question: Are you able to ignore distractions to pay attention in class?

■ Not At All
 ■ Slightly
 ■ Somewhat
 ■ Quite
 ■ Extremely

Grade Level	Average	% Positive	District Avg.	ISD Avg.
10th Grade	5.00 n=2	100.0%	3.43 n=65	3.21 n=1590

Domain: Social and Emotional Learning

Sub Domain: Self-Management

Question: Are you able to ignore distractions to pay attention in class?

■ Not At All
 ■ Slightly
 ■ Somewhat
 ■ Quite
 ■ Extremely

Gender	Average	% Positive	District Avg.	ISD Avg.
Female	5.00 n=2	100.0%	3.19 n=112	3.19 n=6997

Domain: Social and Emotional Learning

Sub Domain: Self-Management

Question: Are you able to ignore distractions to pay attention in class?

■ Not At All
 ■ Slightly
 ■ Somewhat
 ■ Quite
 ■ Extremely

Race	Average	% Positive	District Avg.	ISD Avg.
Black or African American	5.00 n=2	100.0%	3.11 n=63	3.21 n=3691

MI Student VOICE Perception Survey - School

District: Godwin Heights Public Schools
 School: Godwin Heights Learning Center

School Year: 2022-2023

Domain: Social and Emotional Learning

Sub Domain: Social-Awareness

Question: Do you care about other people's feelings?

■ Almost Never
 ■ Rarely
 ■ Sometimes
 ■ Often
 ■ Almost Always

Grade Level	Average	% Positive	District Avg.	ISD Avg.
10th Grade	5.00 n=2	100.0%	3.72 n=65	3.81 n=1594

Domain: Social and Emotional Learning

Sub Domain: Social-Awareness

Question: Do you care about other people's feelings?

■ Almost Never
 ■ Rarely
 ■ Sometimes
 ■ Often
 ■ Almost Always

Gender	Average	% Positive	District Avg.	ISD Avg.
Female	5.00 n=2	100.0%	3.97 n=112	4.15 n=6999

Domain: Social and Emotional Learning

Sub Domain: Social-Awareness

Question: Do you care about other people's feelings?

■ Almost Never
 ■ Rarely
 ■ Sometimes
 ■ Often
 ■ Almost Always

Race	Average	% Positive	District Avg.	ISD Avg.
Black or African American	5.00 n=2	100.0%	3.95 n=62	3.75 n=3689

MI Student VOICE Perception Survey - School

District: Godwin Heights Public Schools
 School: Godwin Heights Learning Center

School Year: 2022-2023

Domain: Social and Emotional Learning

Sub Domain: Social-Awareness

Question: Do you respect other people's point of view, even if they disagree with you?

■ Almost Never
 ■ Rarely
 ■ Sometimes
 ■ Often
 ■ Almost Always

	Grade Level	Average	% Positive	District Avg.	ISD Avg.
10th Grade		3.50 n=2	50.0%	3.75 n=65	3.91 n=1590

Domain: Social and Emotional Learning

Sub Domain: Social-Awareness

Question: Do you respect other people's point of view, even if they disagree with you?

■ Almost Never
 ■ Rarely
 ■ Sometimes
 ■ Often
 ■ Almost Always

	Gender	Average	% Positive	District Avg.	ISD Avg.
Female		3.50 n=2	50.0%	3.92 n=112	4.00 n=6988

Domain: Social and Emotional Learning

Sub Domain: Social-Awareness

Question: Do you respect other people's point of view, even if they disagree with you?

■ Almost Never
 ■ Rarely
 ■ Sometimes
 ■ Often
 ■ Almost Always

	Race	Average	% Positive	District Avg.	ISD Avg.
Black or African American		3.50 n=2	50.0%	3.86 n=63	3.76 n=3681

MI Student VOICE Perception Survey - School

District: Godwin Heights Public Schools
 School: Godwin Heights Learning Center

School Year: 2022-2023

Domain: Student Engagement

Sub Domain: Classroom climate

Question: Do your teachers talk about ways to resolve disagreements?

■ Almost Never
 ■ Rarely
 ■ Sometimes
 ■ Often
 ■ Almost Always

Grade Level	Average	% Positive	District Avg.	ISD Avg.
10th Grade	4.00 n=2	50.0%	3.60 n=65	3.06 n=1574

Domain: Student Engagement

Sub Domain: Classroom climate

Question: Do your teachers talk about ways to resolve disagreements?

■ Almost Never
 ■ Rarely
 ■ Sometimes
 ■ Often
 ■ Almost Always

Gender	Average	% Positive	District Avg.	ISD Avg.
Female	4.00 n=2	50.0%	3.52 n=109	3.32 n=6939

Domain: Student Engagement

Sub Domain: Classroom climate

Question: Do your teachers talk about ways to resolve disagreements?

■ Almost Never
 ■ Rarely
 ■ Sometimes
 ■ Often
 ■ Almost Always

Race	Average	% Positive	District Avg.	ISD Avg.
Black or African American	4.00 n=2	50.0%	3.62 n=61	3.42 n=3650

MI Student VOICE Perception Survey - School

District: Godwin Heights Public Schools
 School: Godwin Heights Learning Center

School Year: 2022-2023

Domain: Student Engagement

Sub Domain: Classroom climate

Question: Do your teachers talk about how your actions affect others?

■ Almost Never
 ■ Rarely
 ■ Sometimes
 ■ Often
 ■ Almost Always

Grade Level	Average	% Positive	District Avg.	ISD Avg.
10th Grade	4.00 n=2	100.0%	3.52 n=65	2.99 n=1574

Domain: Student Engagement

Sub Domain: Classroom climate

Question: Do your teachers talk about how your actions affect others?

■ Almost Never
 ■ Rarely
 ■ Sometimes
 ■ Often
 ■ Almost Always

Gender	Average	% Positive	District Avg.	ISD Avg.
Female	4.00 n=2	100.0%	3.38 n=110	3.24 n=6947

Domain: Student Engagement

Sub Domain: Classroom climate

Question: Do your teachers talk about how your actions affect others?

■ Almost Never
 ■ Rarely
 ■ Sometimes
 ■ Often
 ■ Almost Always

Race	Average	% Positive	District Avg.	ISD Avg.
Black or African American	4.00 n=2	100.0%	3.66 n=62	3.35 n=3668

MI Student VOICE Perception Survey - School

District: Godwin Heights Public Schools
 School: Godwin Heights Learning Center

School Year: 2022-2023

Domain: Student Engagement

Sub Domain: Classroom rigor

Question: Do your teachers encourage you to do your best?

■ Almost never
 ■ Rarely
 ■ Sometimes
 ■ Often
 ■ Almost Always

Grade Level	Average	% Positive	District Avg.	ISD Avg.
10th Grade	3.50 n=2	50.0%	4.12 n=65	4.08 n=1579

Domain: Student Engagement

Sub Domain: Classroom rigor

Question: Do your teachers encourage you to do your best?

■ Almost never
 ■ Rarely
 ■ Sometimes
 ■ Often
 ■ Almost Always

Gender	Average	% Positive	District Avg.	ISD Avg.
Female	3.50 n=2	50.0%	4.07 n=111	4.26 n=6976

Domain: Student Engagement

Sub Domain: Classroom rigor

Question: Do your teachers encourage you to do your best?

■ Almost never
 ■ Rarely
 ■ Sometimes
 ■ Often
 ■ Almost Always

Race	Average	% Positive	District Avg.	ISD Avg.
Black or African American	3.50 n=2	50.0%	4.15 n=62	4.18 n=3662

MI Student VOICE Perception Survey - School

District: Godwin Heights Public Schools
 School: Godwin Heights Learning Center

School Year: 2022-2023

Domain: Student Engagement

Sub Domain: Classroom rigor

Question: Do your teachers take time to make sure you understand the lesson?

■ Almost never
 ■ Rarely
 ■ Sometimes
 ■ Often
 ■ Almost Always

Grade Level	Average	% Positive	District Avg.	ISD Avg.
10th Grade	4.00 n=2	50.0%	3.92 n=65	3.60 n=1578

Domain: Student Engagement

Sub Domain: Classroom rigor

Question: Do your teachers take time to make sure you understand the lesson?

■ Almost never
 ■ Rarely
 ■ Sometimes
 ■ Often
 ■ Almost Always

Gender	Average	% Positive	District Avg.	ISD Avg.
Female	4.00 n=2	50.0%	3.69 n=112	3.71 n=6973

Domain: Student Engagement

Sub Domain: Classroom rigor

Question: Do your teachers take time to make sure you understand the lesson?

■ Almost never
 ■ Rarely
 ■ Sometimes
 ■ Often
 ■ Almost Always

Race	Average	% Positive	District Avg.	ISD Avg.
Black or African American	4.00 n=2	50.0%	3.71 n=63	3.75 n=3665

MI Student VOICE Perception Survey - School

District: Godwin Heights Public Schools
 School: Godwin Heights Learning Center

School Year: 2022-2023

Domain: Student Engagement

Sub Domain: Growth mindset

Question: Do you feel like you can get smarter with hard work?

■ Not At All
 ■ Slightly
 ■ Somewhat
 ■ Quite
 ■ Extremely

Grade Level	Average	% Positive	District Avg.	ISD Avg.
10th Grade	5.00 n=2	100.0%	3.98 n=65	3.73 n=1576

Domain: Student Engagement

Sub Domain: Growth mindset

Question: Do you feel like you can get smarter with hard work?

■ Not At All
 ■ Slightly
 ■ Somewhat
 ■ Quite
 ■ Extremely

Gender	Average	% Positive	District Avg.	ISD Avg.
Female	5.00 n=2	100.0%	3.59 n=111	3.80 n=6982

Domain: Student Engagement

Sub Domain: Growth mindset

Question: Do you feel like you can get smarter with hard work?

■ Not At All
 ■ Slightly
 ■ Somewhat
 ■ Quite
 ■ Extremely

Race	Average	% Positive	District Avg.	ISD Avg.
Black or African American	5.00 n=2	100.0%	3.87 n=63	3.85 n=3669

MI Student VOICE Perception Survey - School

District: Godwin Heights Public Schools
 School: Godwin Heights Learning Center

School Year: 2022-2023

Domain: Student Engagement

Sub Domain: Growth mindset

Question: Do you feel like you can do well on all your tests, even if they are hard?

■ Not At All
 ■ Slightly
 ■ Somewhat
 ■ Quite
 ■ Extremely

Grade Level	Average	% Positive	District Avg.	ISD Avg.
10th Grade	5.00 n=2	100.0%	3.77 n=65	3.45 n=1575

Domain: Student Engagement

Sub Domain: Growth mindset

Question: Do you feel like you can do well on all your tests, even if they are hard?

■ Not At All
 ■ Slightly
 ■ Somewhat
 ■ Quite
 ■ Extremely

Gender	Average	% Positive	District Avg.	ISD Avg.
Female	5.00 n=2	100.0%	3.21 n=109	3.35 n=6969

Domain: Student Engagement

Sub Domain: Growth mindset

Question: Do you feel like you can do well on all your tests, even if they are hard?

■ Not At All
 ■ Slightly
 ■ Somewhat
 ■ Quite
 ■ Extremely

Race	Average	% Positive	District Avg.	ISD Avg.
Black or African American	5.00 n=2	100.0%	3.63 n=62	3.51 n=3663

MI Student VOICE Perception Survey - School

District: Godwin Heights Public Schools
 School: Godwin Heights Learning Center

School Year: 2022-2023

Domain: Student Engagement

Sub Domain: Growth mindset

Question: Do you feel like you are capable of learning anything?

■ Not At All
 ■ Slightly
 ■ Somewhat
 ■ Quite
 ■ Extremely

Grade Level	Average	% Positive	District Avg.	ISD Avg.
10th Grade	4.00 n=2	100.0%	3.91 n=65	3.84 n=1573

Domain: Student Engagement

Sub Domain: Growth mindset

Question: Do you feel like you are capable of learning anything?

■ Not At All
 ■ Slightly
 ■ Somewhat
 ■ Quite
 ■ Extremely

Gender	Average	% Positive	District Avg.	ISD Avg.
Female	4.00 n=2	100.0%	3.65 n=109	3.81 n=6968

Domain: Student Engagement

Sub Domain: Growth mindset

Question: Do you feel like you are capable of learning anything?

■ Not At All
 ■ Slightly
 ■ Somewhat
 ■ Quite
 ■ Extremely

Race	Average	% Positive	District Avg.	ISD Avg.
Black or African American	4.00 n=2	100.0%	3.90 n=62	3.93 n=3649

MI Student VOICE Perception Survey - School

District: Godwin Heights Public Schools
 School: Godwin Heights Learning Center

School Year: 2022-2023

Domain: Student Engagement

Sub Domain: Teacher relationships

Question: Are your teachers respectful towards you?

■ Not At All
 ■ Slightly
 ■ Somewhat
 ■ Quite
 ■ Extremely

Grade Level	Average	% Positive	District Avg.	ISD Avg.
10th Grade	4.50 n=2	100.0%	4.26 n=65	4.04 n=1583

Domain: Student Engagement

Sub Domain: Teacher relationships

Question: Are your teachers respectful towards you?

■ Not At All
 ■ Slightly
 ■ Somewhat
 ■ Quite
 ■ Extremely

Gender	Average	% Positive	District Avg.	ISD Avg.
Female	4.50 n=2	100.0%	4.02 n=112	4.14 n=7004

Domain: Student Engagement

Sub Domain: Teacher relationships

Question: Are your teachers respectful towards you?

■ Not At All
 ■ Slightly
 ■ Somewhat
 ■ Quite
 ■ Extremely

Race	Average	% Positive	District Avg.	ISD Avg.
Black or African American	4.50 n=2	100.0%	3.94 n=62	3.96 n=3676

MI Student VOICE Perception Survey - School

District: Godwin Heights Public Schools
 School: Godwin Heights Learning Center

School Year: 2022-2023

Domain: Student Engagement

Sub Domain: Teacher relationships

Question: Would you be excited to have your teachers again?

■ Not At All
 ■ Slightly
 ■ Somewhat
 ■ Quite
 ■ Extremely

Grade Level	Average	% Positive	District Avg.	ISD Avg.
10th Grade	4.50 n=2	100.0%	3.56 n=64	3.40 n=1578

Domain: Student Engagement

Sub Domain: Teacher relationships

Question: Would you be excited to have your teachers again?

■ Not At All
 ■ Slightly
 ■ Somewhat
 ■ Quite
 ■ Extremely

Gender	Average	% Positive	District Avg.	ISD Avg.
Female	4.50 n=2	100.0%	3.22 n=109	3.53 n=6978

Domain: Student Engagement

Sub Domain: Teacher relationships

Question: Would you be excited to have your teachers again?

■ Not At All
 ■ Slightly
 ■ Somewhat
 ■ Quite
 ■ Extremely

Race	Average	% Positive	District Avg.	ISD Avg.
Black or African American	4.50 n=2	100.0%	3.34 n=62	3.33 n=3665

MI Student VOICE Perception Survey - School

District: Godwin Heights Public Schools
 School: Godwin Heights Learning Center

School Year: 2022-2023

Domain: Student Engagement

Sub Domain: Teacher relationships

Question: Would your teachers be concerned if you walked into your class upset?

■ Not At All
 ■ Slightly
 ■ Somewhat
 ■ Quite
 ■ Extremely

Grade Level	Average	% Positive	District Avg.	ISD Avg.
10th Grade	3.50 n=2	50.0%	3.62 n=65	3.21 n=1575

Domain: Student Engagement

Sub Domain: Teacher relationships

Question: Would your teachers be concerned if you walked into your class upset?

■ Not At All
 ■ Slightly
 ■ Somewhat
 ■ Quite
 ■ Extremely

Gender	Average	% Positive	District Avg.	ISD Avg.
Female	3.50 n=2	50.0%	3.44 n=112	3.43 n=6962

Domain: Student Engagement

Sub Domain: Teacher relationships

Question: Would your teachers be concerned if you walked into your class upset?

■ Not At All
 ■ Slightly
 ■ Somewhat
 ■ Quite
 ■ Extremely

Race	Average	% Positive	District Avg.	ISD Avg.
Black or African American	3.50 n=2	50.0%	3.56 n=62	3.42 n=3670

MI Student VOICE Perception Survey - School

District: Godwin Heights Public Schools
 School: Godwin Heights Learning Center

School Year: 2022-2023

Domain: Student Engagement

Sub Domain: Valuing the subject

Question: Do you put effort into paying attention in class?

■ Almost Never
 ■ Rarely
 ■ Sometimes
 ■ Often
 ■ Almost Always

Grade Level	Average	% Positive	District Avg.	ISD Avg.
10th Grade	5.00 n=2	100.0%	4.08 n=64	3.85 n=1580

Domain: Student Engagement

Sub Domain: Valuing the subject

Question: Do you put effort into paying attention in class?

■ Almost Never
 ■ Rarely
 ■ Sometimes
 ■ Often
 ■ Almost Always

Gender	Average	% Positive	District Avg.	ISD Avg.
Female	5.00 n=2	100.0%	4.10 n=112	4.08 n=6992

Domain: Student Engagement

Sub Domain: Valuing the subject

Question: Do you put effort into paying attention in class?

■ Almost Never
 ■ Rarely
 ■ Sometimes
 ■ Often
 ■ Almost Always

Race	Average	% Positive	District Avg.	ISD Avg.
Black or African American	5.00 n=2	100.0%	4.00 n=62	3.91 n=3673

MI Student VOICE Perception Survey - School

District: Godwin Heights Public Schools
 School: Godwin Heights Learning Center

School Year: 2022-2023

Domain: Student Engagement

Sub Domain: Valuing the subject

Question: Do you put effort into learning at school?

■ Almost Never
 ■ Rarely
 ■ Sometimes
 ■ Often
 ■ Almost Always

Grade Level	Average	% Positive	District Avg.	ISD Avg.
10th Grade	5.00 n=2	100.0%	4.12 n=65	3.90 n=1580

Domain: Student Engagement

Sub Domain: Valuing the subject

Question: Do you put effort into learning at school?

■ Almost Never
 ■ Rarely
 ■ Sometimes
 ■ Often
 ■ Almost Always

Gender	Average	% Positive	District Avg.	ISD Avg.
Female	5.00 n=2	100.0%	4.15 n=112	4.16 n=6983

Domain: Student Engagement

Sub Domain: Valuing the subject

Question: Do you put effort into learning at school?

■ Almost Never
 ■ Rarely
 ■ Sometimes
 ■ Often
 ■ Almost Always

Race	Average	% Positive	District Avg.	ISD Avg.
Black or African American	5.00 n=2	100.0%	4.10 n=63	3.99 n=3670

MI Student VOICE Perception Survey - School

District: Godwin Heights Public Schools
 School: Godwin Heights Learning Center

School Year: 2022-2023

Domain: Belonging

Sub Domain: Cultural awareness

Question: Do students at your school have conversations with each other about race?

■ Almost Never
 ■ Rarely
 ■ Sometimes
 ■ Often
 ■ Almost Always

Grade Level	Average	% Positive	District Avg.	ISD Avg.
10th Grade	2.50 n=2	50.0%	2.68 n=65	2.96 n=1454

Domain: Belonging

Sub Domain: Cultural awareness

Question: Do students at your school have conversations with each other about race?

■ Almost Never
 ■ Rarely
 ■ Sometimes
 ■ Often
 ■ Almost Always

Gender	Average	% Positive	District Avg.	ISD Avg.
Female	2.50 n=2	50.0%	2.90 n=110	2.85 n=6833

Domain: Belonging

Sub Domain: Cultural awareness

Question: Do students at your school have conversations with each other about race?

■ Almost Never
 ■ Rarely
 ■ Sometimes
 ■ Often
 ■ Almost Always

Race	Average	% Positive	District Avg.	ISD Avg.
Black or African American	2.50 n=2	50.0%	3.03 n=61	3.01 n=3542

MI Student VOICE Perception Survey - School

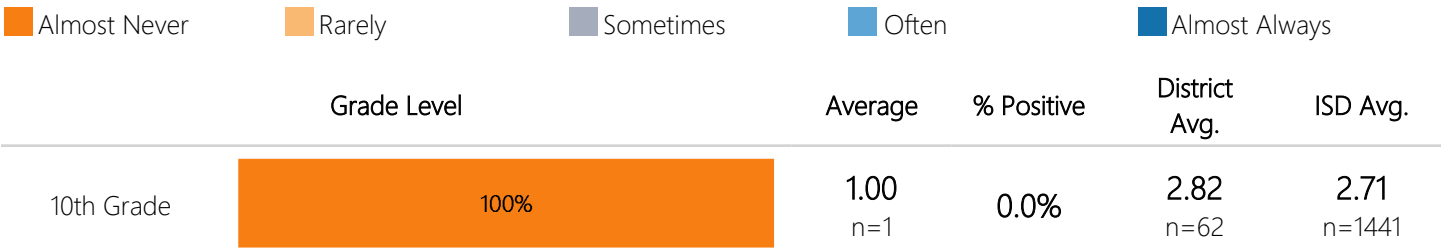
District: Godwin Heights Public Schools
 School: Godwin Heights Learning Center

School Year: 2022-2023

Domain: Belonging

Sub Domain: Cultural awareness

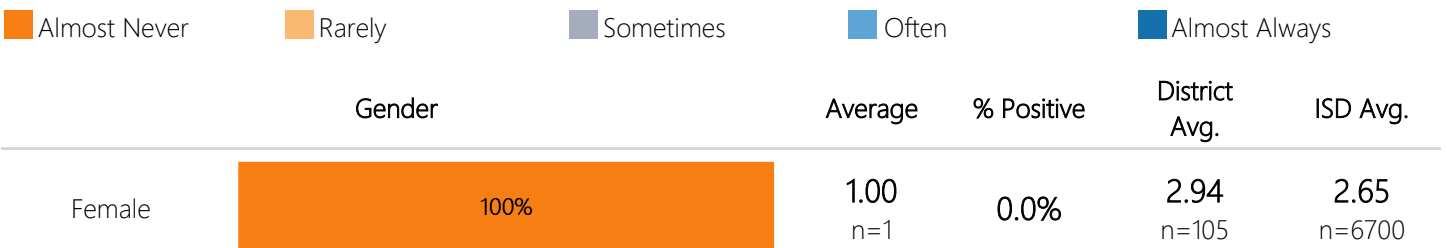
Question: Are you encouraged to think more deeply about race-related topics with other students at your school?



Domain: Belonging

Sub Domain: Cultural awareness

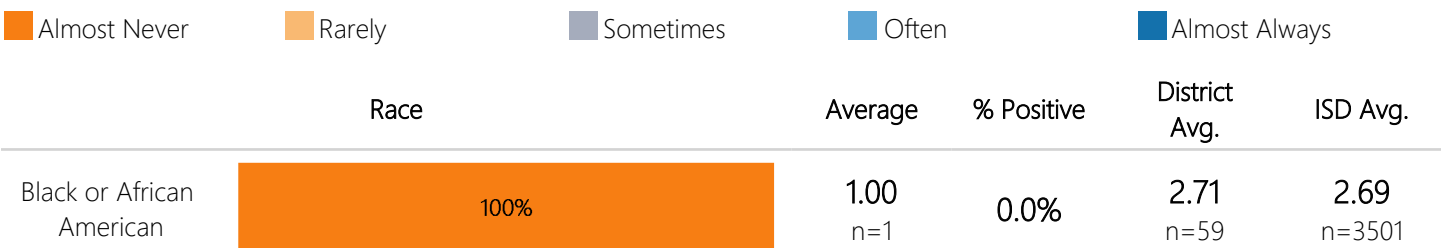
Question: Are you encouraged to think more deeply about race-related topics with other students at your school?



Domain: Belonging

Sub Domain: Cultural awareness

Question: Are you encouraged to think more deeply about race-related topics with other students at your school?



MI Student VOICE Perception Survey - School

District: Godwin Heights Public Schools
 School: Godwin Heights Learning Center

School Year: 2022-2023

Domain: Belonging

Sub Domain: Fairness

Question: Do students at your school treat people from different races, ethnicities, or cultures fairly?

■ Almost Never
 ■ Rarely
 ■ Sometimes
 ■ Often
 ■ Almost Always

Grade Level	Average	% Positive	District Avg.	ISD Avg.
10th Grade	2.00 n=2	0.0%	3.95 n=64	3.83 n=1451

Domain: Belonging

Sub Domain: Fairness

Question: Do students at your school treat people from different races, ethnicities, or cultures fairly?

■ Almost Never
 ■ Rarely
 ■ Sometimes
 ■ Often
 ■ Almost Always

Gender	Average	% Positive	District Avg.	ISD Avg.
Female	2.00 n=2	0.0%	3.63 n=109	3.70 n=6836

Domain: Belonging

Sub Domain: Fairness

Question: Do students at your school treat people from different races, ethnicities, or cultures fairly?

■ Almost Never
 ■ Rarely
 ■ Sometimes
 ■ Often
 ■ Almost Always

Race	Average	% Positive	District Avg.	ISD Avg.
Black or African American	2.00 n=2	0.0%	3.63 n=60	3.57 n=3524

MI Student VOICE Perception Survey - School

District: Godwin Heights Public Schools
 School: Godwin Heights Learning Center

School Year: 2022-2023

Domain: Belonging

Sub Domain: Fairness

Question: Do adults at your school treat people from different races, ethnicities, or cultures fairly?

■ Almost Never
 ■ Rarely
 ■ Sometimes
 ■ Often
 ■ Almost Always

Grade Level	Average	% Positive	District Avg.	ISD Avg.
10th Grade	2.50 n=2	50.0%	3.88 n=65	3.93 n=1446

Domain: Belonging

Sub Domain: Fairness

Question: Do adults at your school treat people from different races, ethnicities, or cultures fairly?

■ Almost Never
 ■ Rarely
 ■ Sometimes
 ■ Often
 ■ Almost Always

Gender	Average	% Positive	District Avg.	ISD Avg.
Female	2.50 n=2	50.0%	3.85 n=107	3.92 n=6834

Domain: Belonging

Sub Domain: Fairness

Question: Do adults at your school treat people from different races, ethnicities, or cultures fairly?

■ Almost Never
 ■ Rarely
 ■ Sometimes
 ■ Often
 ■ Almost Always

Race	Average	% Positive	District Avg.	ISD Avg.
Black or African American	2.50 n=2	50.0%	4.02 n=60	3.75 n=3527

MI Student VOICE Perception Survey - School

District: Godwin Heights Public Schools
 School: Godwin Heights Learning Center

School Year: 2022-2023

Domain: Belonging

Sub Domain: Fairness

Question: Are you given the same chances as other students to do well in school?

■ Almost Never
 ■ Rarely
 ■ Sometimes
 ■ Often
 ■ Almost Always

Grade Level	Average	% Positive	District Avg.	ISD Avg.
10th Grade	4.50 n=2	100.0%	4.05 n=65	3.95 n=1452

Domain: Belonging

Sub Domain: Fairness

Question: Are you given the same chances as other students to do well in school?

■ Almost Never
 ■ Rarely
 ■ Sometimes
 ■ Often
 ■ Almost Always

Gender	Average	% Positive	District Avg.	ISD Avg.
Female	4.50 n=2	100.0%	3.95 n=110	4.02 n=6863

Domain: Belonging

Sub Domain: Fairness

Question: Are you given the same chances as other students to do well in school?

■ Almost Never
 ■ Rarely
 ■ Sometimes
 ■ Often
 ■ Almost Always

Race	Average	% Positive	District Avg.	ISD Avg.
Black or African American	4.50 n=2	100.0%	4.10 n=61	3.85 n=3531

MI Student VOICE Perception Survey - School

District: Godwin Heights Public Schools
 School: Godwin Heights Learning Center

School Year: 2022-2023

Domain: Belonging

Sub Domain: Fairness

Question: Does your school provide enough resources for all students to do well?

■ Almost Never
 ■ Rarely
 ■ Sometimes
 ■ Often
 ■ Almost Always

Grade Level	Average	% Positive	District Avg.	ISD Avg.
10th Grade	4.50 n=2	100.0%	4.09 n=65	3.91 n=1453

Domain: Belonging

Sub Domain: Fairness

Question: Does your school provide enough resources for all students to do well?

■ Almost Never
 ■ Rarely
 ■ Sometimes
 ■ Often
 ■ Almost Always

Gender	Average	% Positive	District Avg.	ISD Avg.
Female	4.50 n=2	100.0%	4.05 n=110	4.04 n=6871

Domain: Belonging

Sub Domain: Fairness

Question: Does your school provide enough resources for all students to do well?

■ Almost Never
 ■ Rarely
 ■ Sometimes
 ■ Often
 ■ Almost Always

Race	Average	% Positive	District Avg.	ISD Avg.
Black or African American	4.50 n=2	100.0%	4.00 n=63	3.95 n=3542

MI Student VOICE Perception Survey - School

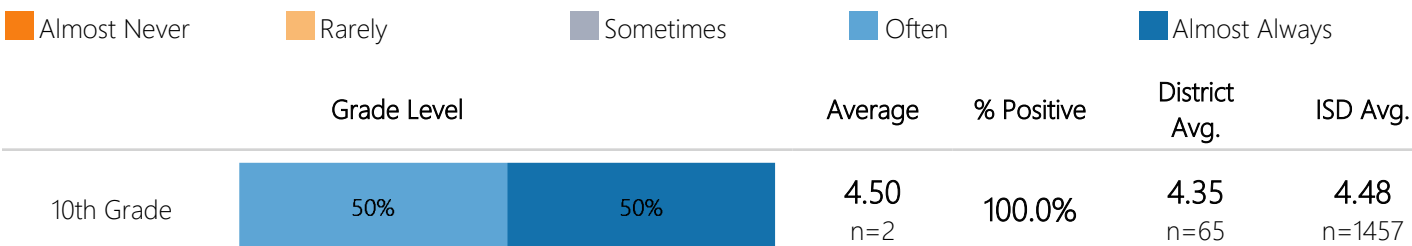
District: Godwin Heights Public Schools
 School: Godwin Heights Learning Center

School Year: 2022-2023

Domain: Belonging

Sub Domain: Inclusive environment

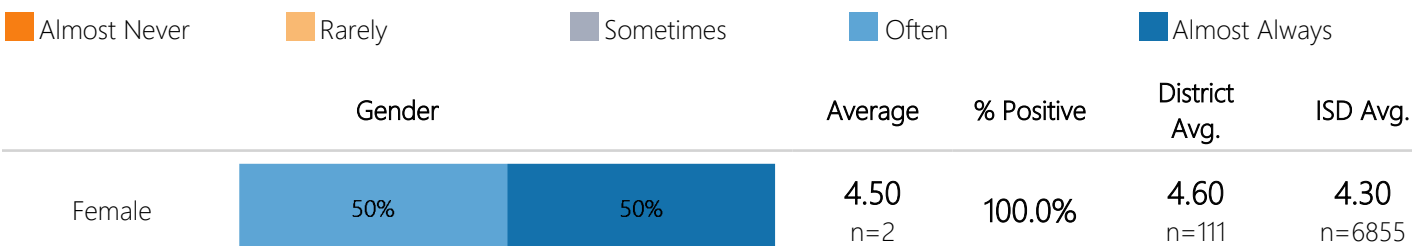
Question: Do you have classes with students from different racial, ethnic, religious, or cultural backgrounds?



Domain: Belonging

Sub Domain: Inclusive environment

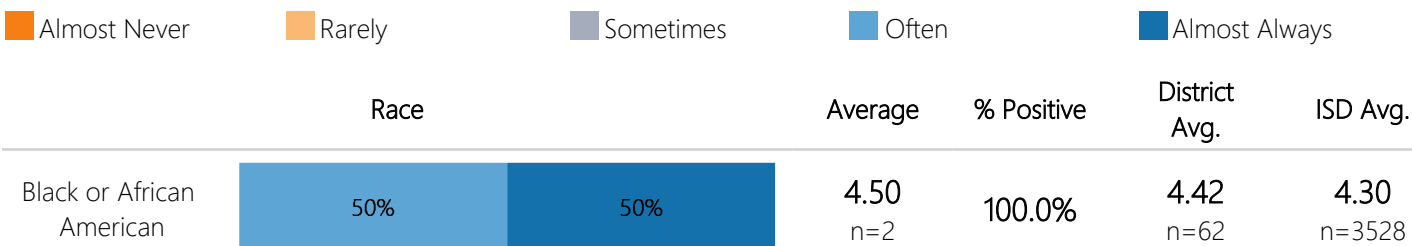
Question: Do you have classes with students from different racial, ethnic, religious, or cultural backgrounds?



Domain: Belonging

Sub Domain: Inclusive environment

Question: Do you have classes with students from different racial, ethnic, religious, or cultural backgrounds?



MI Student VOICE Perception Survey - School

District: Godwin Heights Public Schools
 School: Godwin Heights Learning Center

School Year: 2022-2023

Domain: Belonging

Sub Domain: Inclusive environment

Question: Do experiences at your school help you to do well as a student?

■ Almost Never
 ■ Rarely
 ■ Sometimes
 ■ Often
 ■ Almost Always

Grade Level	Average	% Positive	District Avg.	ISD Avg.
10th Grade	3.50 n=2	50.0%	3.74 n=65	3.40 n=1451

Domain: Belonging

Sub Domain: Inclusive environment

Question: Do experiences at your school help you to do well as a student?

■ Almost Never
 ■ Rarely
 ■ Sometimes
 ■ Often
 ■ Almost Always

Gender	Average	% Positive	District Avg.	ISD Avg.
Female	3.50 n=2	50.0%	3.52 n=109	3.54 n=6855

Domain: Belonging

Sub Domain: Inclusive environment

Question: Do experiences at your school help you to do well as a student?

■ Almost Never
 ■ Rarely
 ■ Sometimes
 ■ Often
 ■ Almost Always

Race	Average	% Positive	District Avg.	ISD Avg.
Black or African American	3.50 n=2	50.0%	3.74 n=61	3.49 n=3534

MI Student VOICE Perception Survey - School

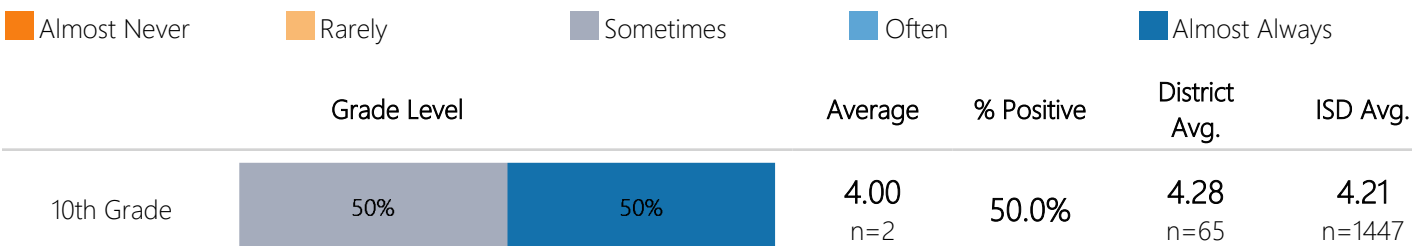
District: Godwin Heights Public Schools
 School: Godwin Heights Learning Center

School Year: 2022-2023

Domain: Belonging

Sub Domain: Inclusive environment

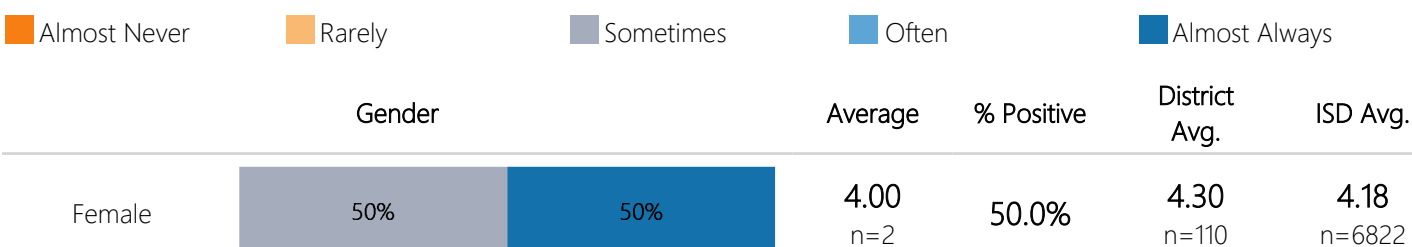
Question: Do students from different backgrounds hang out with each other at school or during school-related activities?



Domain: Belonging

Sub Domain: Inclusive environment

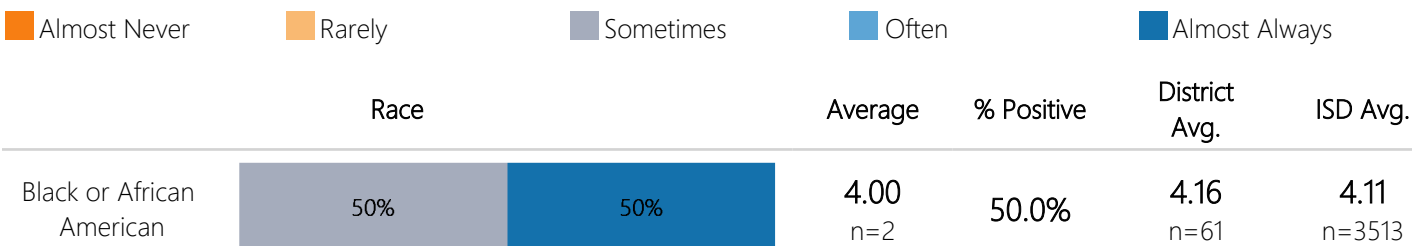
Question: Do students from different backgrounds hang out with each other at school or during school-related activities?



Domain: Belonging

Sub Domain: Inclusive environment

Question: Do students from different backgrounds hang out with each other at school or during school-related activities?



MI Student VOICE Perception Survey - School

District: Godwin Heights Public Schools
 School: Godwin Heights Learning Center

School Year: 2022-2023

Domain: Belonging

Sub Domain: Inclusive environment

Question: Is your school a place where you are able to try and do your best?

■ Almost Never
 ■ Rarely
 ■ Sometimes
 ■ Often
 ■ Almost Always

Grade Level	Average	% Positive	District Avg.	ISD Avg.
10th Grade	4.00 n=2	50.0%	3.94 n=65	3.73 n=1452

Domain: Belonging

Sub Domain: Inclusive environment

Question: Is your school a place where you are able to try and do your best?

■ Almost Never
 ■ Rarely
 ■ Sometimes
 ■ Often
 ■ Almost Always

Gender	Average	% Positive	District Avg.	ISD Avg.
Female	4.00 n=2	50.0%	3.84 n=111	3.88 n=6880

Domain: Belonging

Sub Domain: Inclusive environment

Question: Is your school a place where you are able to try and do your best?

■ Almost Never
 ■ Rarely
 ■ Sometimes
 ■ Often
 ■ Almost Always

Race	Average	% Positive	District Avg.	ISD Avg.
Black or African American	4.00 n=2	50.0%	3.82 n=62	3.81 n=3537

MI Student VOICE Perception Survey - School

District: Godwin Heights Public Schools
 School: Godwin Heights Learning Center

School Year: 2022-2023

Domain: Belonging

Sub Domain: Inclusive environment

Question: Does your school make all types of people feel welcomed and included?

■ Almost Never
 ■ Rarely
 ■ Sometimes
 ■ Often
 ■ Almost Always

Grade Level	Average	% Positive	District Avg.	ISD Avg.
10th Grade	5.00 n=2	100.0%	4.20 n=65	4.00 n=1453

Domain: Belonging

Sub Domain: Inclusive environment

Question: Does your school make all types of people feel welcomed and included?

■ Almost Never
 ■ Rarely
 ■ Sometimes
 ■ Often
 ■ Almost Always

Gender	Average	% Positive	District Avg.	ISD Avg.
Female	5.00 n=2	100.0%	4.05 n=112	4.03 n=6859

Domain: Belonging

Sub Domain: Inclusive environment

Question: Does your school make all types of people feel welcomed and included?

■ Almost Never
 ■ Rarely
 ■ Sometimes
 ■ Often
 ■ Almost Always

Race	Average	% Positive	District Avg.	ISD Avg.
Black or African American	5.00 n=2	100.0%	4.03 n=63	3.95 n=3535

MI Student VOICE Perception Survey - School

District: Godwin Heights Public Schools
 School: Godwin Heights Learning Center

School Year: 2022-2023

Domain: Belonging

Sub Domain: Policies and procedures

Question: If you saw students or adults at your school being treated poorly because of their gender, race, ethnicity or culture, would you be willing to report it?

■ Not At All Willing
 ■ Slightly Willing
 ■ Somewhat Willing
 ■ Quite Willing
 ■ Extremely Willing

Grade Level	Average	% Positive	District Avg.	ISD Avg.
10th Grade	2.50 n=2	50.0%	3.66 n=62	3.59 n=1440

Domain: Belonging

Sub Domain: Policies and procedures

Question: If you saw students or adults at your school being treated poorly because of their gender, race, ethnicity or culture, would you be willing to report it?

■ Not At All Willing
 ■ Slightly Willing
 ■ Somewhat Willing
 ■ Quite Willing
 ■ Extremely Willing

Gender	Average	% Positive	District Avg.	ISD Avg.
Female	2.50 n=2	50.0%	3.85 n=110	4.07 n=6800

Domain: Belonging

Sub Domain: Policies and procedures

Question: If you saw students or adults at your school being treated poorly because of their gender, race, ethnicity or culture, would you be willing to report it?

■ Not At All Willing
 ■ Slightly Willing
 ■ Somewhat Willing
 ■ Quite Willing
 ■ Extremely Willing

Race	Average	% Positive	District Avg.	ISD Avg.
Black or African American	2.50 n=2	50.0%	3.89 n=61	3.77 n=3482



2022-2023



Website Coming Soon